



LATITUDE™

FREESTANDING DESKS



FREESTANDING DESKS

All Great Openings products include a Lifetime Warranty and meet or exceed ANSI-BIFMA standards for durability and safety. We are an ISO 9001 certified manufacturer.

Features:

- Eleven drawer front options. See drawer front specification sheet.
- All components are unhandled.
- May be ordered without laminate top.
- Desk Pedestals require counterweight for stability. FileCenters® are standard Great Openings products. Additional information on those products is available in our Price Book.
- Other GO Casegoods, such as the Wardrobe Storage Towers, Lateral Files, and Wall Mounted Overhead Storage Cabinets also complement our Freestanding Desk.
- For your convenience, desk "typicals" are available to ease the ordering process. See Price Book for details.
- Over-Storage Hutches ship fully assembled, other desk components ship knocked down.
- Desk finish height with standard laminate top is 28 7/8"; Height adjustable leveling glides included.

Surface Materials:

Finishes - All Great Openings products are available in 50 standard colors. Select or custom colors are also available.

Laminates - Work surfaces are high-pressed laminate with 3mm PVC edge band on all sides. Available in 15 solid, patterned, and wood grain options. Other industry laminate patterns available, upcharges and minimum order may apply.

Fabrics available in 12 100% polyester solid colors from the C.F. Stinson "New Hampstead" collection. Fabric may be specified for Freestanding Desk tack boards, Cushion Pedestals, or Cushion Mobile FileCenters. C.O.M. fabrics are also welcome.

See our Finish Card or price book for details.

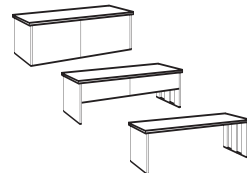
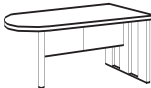
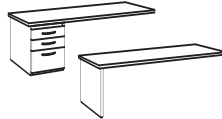
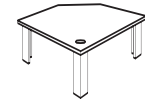
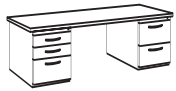

Latitude Plus:

The best of quality and design...

- Latitude Plus Over-Storage Hutch features translucent door fronts.

Accessories:

- Full 24" end panel for corner desk.
- Work surface support bracket for side-access bookcase wardrobe towers.
- All-metal center drawer.
- Magnetic dividers for shelves.
- Task lights.
- Grommets – 10-pak for field installation.



Please see our price list for application and structural guidelines.

DESK SHELLS

Laminate top is mechanically fastened with reinforced gussets to all-welded metal end panels.

24" x 48"	30" x 48"
24" x 60"	30" x 60"
24" x 66"	30" x 66"
24" x 72"	30" x 72"

SINGLE PEDESTAL DESKS

Box/box/file work surface supporting pedestal is 21 1/2" deep for 24" depth laminate tops, and 27 1/2" deep for 30" deep laminate tops. Gussets and fasteners are included. Pedestal may be assembled on the right or left side.

24" x 48"	30" x 48"
24" x 60"	30" x 60"
24" x 66"	30" x 66"
24" x 72"	30" x 72"

DOUBLE PEDESTAL DESKS

One box/box/file pedestal and one file/file pedestal is included with depths corresponding to the laminate top depth (just as with the single pedestal desk). 36" x 72" executive overhang desks include 27 1/2" depth pedestals and are available with rectangle or bow front top.

24" x 60"	30" x 60"
24" x 66"	30" x 66"
24" x 72"	30" x 72"
	36" x 72"
	36" x 72" BF

BRIDGES

Four bridge plates and fasteners are included to attach the laminate top to other work surfaces.

24" x 36"	24" x 48"
24" x 42"	24" x 60"

CORNER DESKS

Attaches to desks, returns, or bridges. Black corner grommet is included for wire management. Three "clear access" legs are included as standard. Cannot be used as freestanding.

24" x 36" x 36" x 24"
24" x 42" x 42" x 24"
24" x 48" x 48" x 24"

RETURNS

Attaches to a desk to form an L-shaped configuration, or a bridge to form a U-shaped configuration. Available with or without pedestal storage. May be assembled on the right or left side of the return.

24" x 30"	24" x 42"
24" x 36"	24" x 48"
	24" x 60"

PENINSULA TABLES

Attaches to a bridge or return to form an L- or U-shaped configuration. May be used for conferencing or as a primary work surface. Post leg includes adjustable leveling glide.

30" x 60"	30" x 72"
-----------	-----------

MODESTY PANELS, FULL AND HALF-HEIGHT

All desks, bridges, corners, returns, and peninsulas may be ordered with optional partial-height or full-height modesty panels.

OVER-STORAGE HUTCHES

Hutch includes full back panel, 2 wire management covers, and tack board with fabric of your choice. Back panel and tack board may be removed at work site for pass-through communication, if desired. Hutch is available with locking hinged doors or open shelves. Task light is sold separately. The Over-Storage Hutch is assembled prior to shipment, which significantly lowers installation costs.

48" wide	66" wide
60" wide	72" wide