



Teknion expansion wood

Teknion

Teknion embraces change and its innate possibilities. Our culture is one of innovation. In that spirit, we have stepped forward to integrate sustainable principles and practices into the design, manufacturing and marketing of our products.

Teknion products perform independently and in concert, combining in virtually unlimited configurations. Our philosophy embraces design as one of the best tools we have for realizing the benefits of business, while also striving to reach sustainable goals.

We have learned from design that changing a single detail alters the whole. Every inch makes a difference. Every leap is the sum of many small steps.

Teknion creates furniture that connects people, technology and spaces; integrated design with new possibilities for a healthy, productive world tomorrow and the day after.

Expansion Wood overview

Expansion® Wood offers a distinctive line of price-competitive wood casegoods. The collection includes desks, credenzas, mounted storage, cabinets and complementary meeting tables that address varied furniture needs while responding to individual budget requirements.

executive



managerial



single workstations



Simple in concept and modern in design,
Expansion Wood features:

- Refined design – upscale features at a moderate price
- Premium quality – high-quality construction and veneer selections
- Diverse applications – modular and pre-configured components adapt to a broad range of office plans

administrative



conference rooms







Refined design

Expansion Wood reflects simplicity and modern design characterized by sleek, clean lines. Upscale features such as glass doors, breakfront desks and tower hutches project an image of quality and craftsmanship at a competitive price.

AESTHETIC FEATURES

- Glass doors with anodized frame
- Worksurface thickness of 1 3/16 inches
- Three genuine Maple and Cherry hardwood edge profiles
- Three handle styles in two metal finishes (Platinum and Ebony)



FINISHES / OPTIONS:

*Natural Veneer –
Dark Cherry
Edge Style – Reed*

*Handle Style –
Rectangular, Platinum*

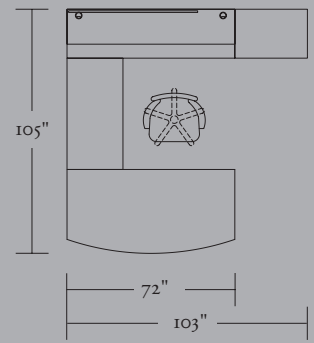
*Hutch Tackboard –
Panel Fabric, Peru, Tacna*

*Door Fronts – Frosted
with anodized frame*

SEATING:

*Metrix, Upholstery –
Leather, Chocolate*

- Legs available in wood or metal finishes
- Single- and double-tower hutch styles available
- Optional top on storage and hutch
- Sizes up to 84 inches wide and 72 inches high



FINISHES / OPTIONS
 SHOWN ON
 PREVIOUS PAGE:
*Natural Veneer –
 Natural Maple*

*Edge Style – Butterfly
 Handle Style –
 Rectangular, Platinum*

*Hutch Tackboard – Panel
 Fabric, Spiral, Coiled*

SEATING:
*Metrix, Upholstery –
 Leather, White*

Premium quality

Expansion Wood delivers high-quality in both construction and veneer selections, offering six coordinated colors that integrate with Teknion's standard natural veneer finishes.

CONSTRUCTION DETAILS

- Quality veneers ensure consistency in color and grain character
- Flat-cut and book-matched Cherry or Maple Veneer
- Genuine solid hardwood edge profiles
- Full-extension ball-bearing slides on all drawers



FINISHES / OPTIONS:

*Natural Veneer –
Windsor Cherry
Edge Style – Flat*

*Handle Style –
Rectangular, Platinum*

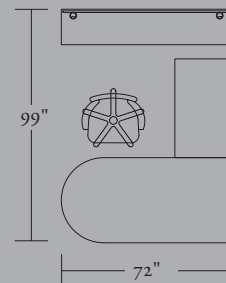
*Base Style – Post Leg,
Wood Windsor Cherry
(and Metal, Platinum
alternate)*

*Hutch Tackboard –
Panel Fabric, Peru, Nazca
Tool Rail – Metal,
Platinum*

SEATING:

*Metrix, Upholstery –
Leather, Chocolate*

- Central locking system
- Interlocking system prevents the opening of a second drawer
- Glass doors feature anodized frame with tempered glass
- Built-in scallops allow easy cable management



Diverse applications

Expansion Wood modular and pre-configured components are available in numerous configurations, sizes and heights, enabling broader planning possibilities from executive offices to administrative workstations and conference rooms.

COMPONENT HIGHLIGHTS

- Rectangular and bow style desks with full modesty and breakfront
- All pre-configured desks can be specified modular
- Numerous return and credenza configurations with full storage including combination pedestal
- Modesty panel option on bridges and credenzas offer greater functionality



FINISHES / OPTIONS:

*Natural Veneer –
Chestnut Cherry*

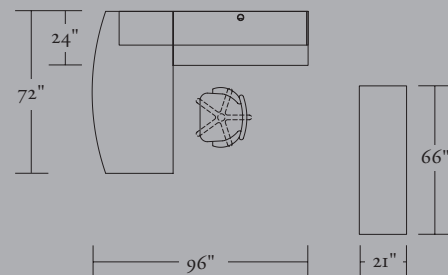
Edge Style – Butterfly

*Handle Style –
Rectangular, Platinum*

SEATING:

*Metrix, Upholstery –
Leather, Chocolate*

- Mounted storage hutch models with optional glass doors, single- and double-towers
- Wall-mounted overhead with solid or glass door options
- Optional tackboard, lighting, metal tool rail and metal accessories enhance functionality



*Complementary end table
and coffee table shown in
Walnut on Cherry*

Meeting tables

A selection of meeting tables complements the Expansion Wood offering.

TABLE FEATURES

- 1 3/16-inch-thick worksurface
- 3/16-inch-thick solid hardwood edge
- Edge profiles coordinate with casegoods products: Reed, Butterfly, Flat
- Shapes: Round, Square and Convex Racetrack



FINISHES / OPTIONS:

*Natural Veneer –
Walnut on Cherry*

Edge Style – Reed

*Handle Style –
Rectangular, Platinum*

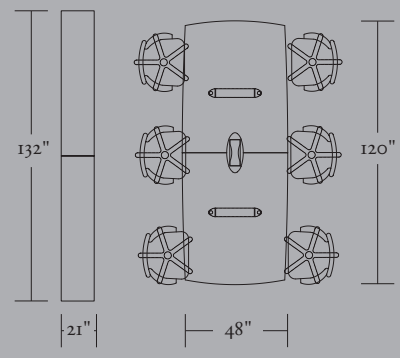
*Base Style –
Rectangular Base*

*Overhead Door Fronts –
Frosted with anodized
frame*

SEATING:

*Metrix, Upholstery –
Leather, Chocolate*

- Multiple base options: rectangular, square, four-point and post leg (available in wood and metal)
- Rectangular and square bases feature a removable panel for cable management
- Complementary end and coffee tables



^
Round table with
four-point base

v
Square table
with square base

Feature options

>>

An all-wood center drawer option features a mitered pencil section and quality ball-bearing slides.

∨



Optional half-modesty panel permits easy access to utility walls.

∨



Edge styles

>>

Reed

∨



^
Optional grommets provide openings for electrical wiring and communications cables. They are available in plastic (black) and metal (platinum).



^
Meeting tables provide access to power/data at worksurface height via optional flip-up power grommets.



^
Under-worksurface power kits provide a 3-wire system used to connect up to four electrical equipments.

Handle styles

Finish options

>>

>>

Butterfly

(top) Rectangular, Platinum
(center) Arched, Platinum
(bottom) Standard Expansion, Platinum

∨


∨



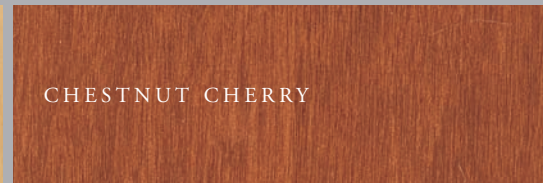
NATURAL MAPLE




WINDSOR CHERRY




AMBER CHERRY



CHESTNUT CHERRY



DARK CHERRY



WALNUT ON CHERRY

∧







Flat

∧

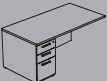
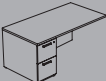
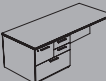

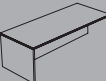
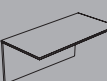
(top) Rectangular, Ebony
(center) Arched, Ebony
(bottom) Standard Expansion, Ebony

At a glance







Desks

<p>rectangular breakfront desk with double pedestal d 36" w 72", 84"</p> 	<p>bow breakfront desk with double pedestal d 36" w 72", 84"</p> 	<p>rectangular breakfront desk with single pedestal d 36" w 72", 84"</p> 	<p>bow breakfront desk with single pedestal d 36" w 72", 84"</p> 	<p>rectangular desk with double pedestal d 30", 36" w 66"- 84"</p> 	<p>bow desk with double pedestal d 36" w 72", 84"</p> 
--	--	--	--	--	---







Returns & Bridges

<p>rectangular return with box, box, file pedestal d 24" w 42", 48"</p> 	<p>rectangular return with file, file pedestal d 24" w 42", 48"</p> 	<p>rectangular return with combo pedestal d 24" w 60"</p> 	<p>rectangular return with lateral file d 24" w 60"</p> 	<p>rectangular return shell d 24" w 42"- 60"</p> 	<p>rectangular bridge with full modesty d 24" w 42", 48"</p> 
---	---	---	---	--	--







Credenzas

<p>credenza with lateral file drawers and doors d 21" w 66"- 84"</p> 	<p>credenza with doors d 21" w 66"- 84"</p> 	<p>credenza with double file, file pedestal d 21" w 66"- 84"</p> 	<p>credenza with single box, box, file pedestal d 21" w 66"- 84"</p> 	<p>credenza with single file, file pedestal d 21" w 66"- 84"</p> 	<p>credenza with single combo pedestal d 21" w 66"- 84"</p> 
--	---	--	--	--	---







Mounted Storage & Accessories

<p>hutch with solid doors h 37", 43" d 15" w 66"- 84"</p> 	<p>hutch with glass doors h 37", 43" d 15" w 66"- 84"</p> 	<p>double tower hutch with solid door h 37", 43" d 15" w 66"- 84"</p> 	<p>double tower hutch with glass doors h 37", 43" d 15" w 66"- 84"</p> 	<p>single tower hutch with solid doors h 37", 43" d 15" w 66"- 84"</p> 	<p>single tower hutch with glass doors h 37", 43" d 15" w 66"- 84"</p> 
---	---	---	--	--	--

Freestanding Storage & Accessories

<p>box, box, file pedestal h 28" d 18" w 16"</p> 	<p>file, file pedestal h 28" d 18" w 16"</p> 	<p>combo pedestal h 28" d 18" w 30"</p> 	<p>lateral file h 28" d 18" w 30"</p> 	<p>cabinet with doors h 28" d 18" w 30"</p> 	<p>storage unit with solid doors h 66"- 72" d 21" w 30"</p> 
--	--	---	---	---	---

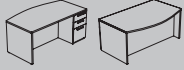
Tables

<p>round table with legs d 42"- 60"</p> 	<p>round table with four-point base d 36"- 48"</p> 	<p>round table with square base d 54", 60"</p> 	<p>square table with legs w 42"- 60"</p> 	<p>square table with four-point base w 36"- 48"</p> 	<p>square table with square base w 54", 60"</p> 
---	--	--	--	---	---

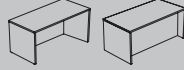
rectangular desk with
single pedestal
d 30", 36"
w 72", 84"



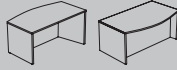
bow desk with
single pedestal
d 36"
w 72", 84"



rectangular desk shell
d 30", 36"
w 66"- 84"



bow desk shell
d 36"
w 72", 84"



bullet desk with gable
d 30", 36"
w 66"- 84"



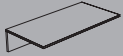
bullet desk with half
inset modesty
d 36"
w 72", 84"



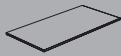
center drawer
d 17"
w 25"



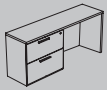
rectangular bridge
with half modesty
d 24"
w 42", 48"



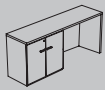
rectangular bridge
worksurface
d 24"
w 42", 48"



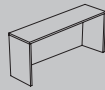
credenza with single
lateral file
d 21"
w 66"- 84"



credenza with single
cabinet
d 21"
w 66"- 84"



credenza shell
d 21"
w 66"- 84"



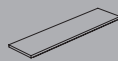
wall-mounted storage
with solid doors
h 17", 23"
d 15"
w 30"- 84"



wall-mounted storage
with glass doors
h 17", 23"
d 15"
w 36"- 84"




optional top for
mounted storage
d 15"
w 30"- 84"



tackboard for hutch
h 21"
w 66"- 84"



tool rail for hutch
w 66"- 84"



storage unit with glass
doors
h 66", 72"
d 21"
w 30"




wardrobe with solid
doors
h 66", 72"
d 21"
w 30"



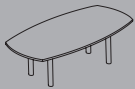
open bookcase
h 66", 72"
d 15"
w 30"



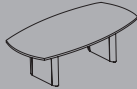
optional top for
storage
d 15"- 21"
w 16", 30"



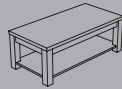
convex racetrack table
with legs
w 72"- 120"
d 42", 48"



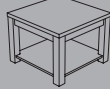
convex racetrack table
with rectangular bases
w 72"- 120"
d 42", 48"



magazine table
w 40"
h 15"
d 20"



end table
w 24"
h 18"
d 24"



TEKNION

www.teknion.com

IN THE USA:

350 FELLOWSHIP ROAD
MT LAUREL, NEW JERSEY
08054 USA
TEL 877.TEKNION
FAX 856.552.5088
E-MAIL
info.us@teknion.com

IN EUROPE:

1ST FLOOR
69-85 TABERNACLE
LONDON EC2A 4BD
UK
TEL 020.7490.2101
FAX 020.7253.6105
E-MAIL
info.eur@teknion.com

OUTSIDE EUROPE AND NORTH AMERICA:

1150 FLINT ROAD
TORONTO, ONTARIO
M3J 2J5 CANADA
TEL 416.661.3370
FAX 416.663.6666
E-MAIL
teknintl@teknion.com

IN CANADA:

1150 FLINT ROAD
TORONTO, ONTARIO
M3J 2J5 CANADA
TEL 416.661.3370
FAX 416.661.4586
E-MAIL
info.can@teknion.com

TEKNION | ROY & BRETON

520, 4TH AVENUE
ST-ROMUALD, QUEBEC
G6W 5M6 CANADA
TEL 418.884.2878
FAX 418.884.3583
E-MAIL
teknionroybreton@qc.teknion.com

FOR INVESTOR INFORMATION:

TEL 416.661.3370
FAX 416.661.7970
E-MAIL
investor.information@teknion.com

CAN/US/INT 05-08

©TEKNION 2008

®, ™ TRADE MARKS OF TEKNION CORPORATION
AND/OR ITS SUBSIDIARIES OR LICENSED TO IT.
PATENTS MAY BE PENDING. SOME PRODUCTS MAY
NOT BE AVAILABLE IN ALL MARKETS. CONTACT YOUR
LOCAL TEKNION REPRESENTATIVE FOR AVAILABILITY.

BROCHURE DESIGN: VANDERBYL DESIGN

PRINTED IN CANADA

SB520007

TEKNION'S COMMITMENT TO SUSTAINABILITY PRACTICES IS REFLECTED IN OUR DESIGN, MANUFACTURING AND DAILY OPERATIONS. THESE INITIATIVES DRIVE OUR GROWTH AND INNOVATION, STRENGTHEN CLIENT RELATIONSHIPS, ARE GOOD FOR BUSINESS AND, OF COURSE, THE ENVIRONMENT. WE ARE COMMITTED TO CONTINUALLY LEARNING FROM AND EVALUATING OUR RESULTS TO ACHIEVE OUR GOAL OF TOTAL SUSTAINABILITY.

