

This price list is published for domestic use only. For export pricing and information concerning the shipment of VECTA products outside North America, please contact our Headquarters.  
©2004 VECTA  
VECTA is a Steelcase company. Prices and data subject to change without notice.  
Form number 010401

®  
The following registered trademarks are used under license from Steelcase Development Corporation: Ballet, Ginkgo Biloba, and Kart.

Vecta is a registered trademark of Steelcase Inc., Grand Rapids, MI.

Abet Laminati is a registered trademark of Abet Incorporated.

Sealtite is a registered trademark of Anamet Electrical, Inc., Mattoon, IL.

Details is a registered trademark of Steelcase Inc., Grand Rapids, MI.

Designtex is a registered trademark of Designtex Fabrics, Inc., New York, NY.

Krone and TrueNet are registered trademarks of Krone, Inc., Englewood, CO.

Decora is a registered trademark of Leviton Manufacturing Company, Little Neck, NY.

Maharam is a registered trademark of Maharam Fabric Corp., Hauppauge, NY.

Mini-Com and Panduit are registered trademarks of Panduit Corporation, Lockport, IL.

Assisa is a registered trademark of Trau Press, Cuneo, Italy, and manufactured by Vecta.

Brisa is a registered trademark of Ultrafabrics, LLC, Elmsford, NY.

Werndl is a registered trademark of Steelcase Werndl AG.

™

The following trademarks are used under license from Steelcase Development Corporation: Arriva, Bira, Derby, Disc, Exponents, 540 Conference, 540 Seminar, 4 O'Clock, Frontier Screens, Grip, Indy, Juice, Kelly, Lyric, Lucy, Opera, Reunion, Rizzi Arc, Rosa, Runner, 61 Series, and Train.

Amp and Flex-mode are trademarks of AMP Netconnect.

VersaCable is a trademark of Group Dekko.

Ultraleather is a trademark of Ultrafabrics, LLC.

Infotainer and Media Communicator are trademarks of Steelcase Werndl AG and distributed in North America by Vecta.

## 2 Regional Sales Offices and Showrooms

## 3 Vecta Representatives

## 4 Terms and Conditions

## 6 Vecta Express

## 7 Thought Starters

## 11 Seating

## 12 Statement of Line

## 24 Master Class

## 93 Tables

## 94 Statement of Line

## 116 Master Class

## 371 Casegoods

## 372 Statement of Line

## 373 Master Class

## 382 Product Number Listing

**Vecta Corporate Headquarters**

P.O. Box 534013  
 Grand Prairie, Texas 75053  
 1800 South Great Southwest Parkway  
 Grand Prairie, Texas 75051  
 Telephone: 972.641.2860  
 Fax: 972.660.1746  
 Central Time Zone

**Regional Sales Offices and Showrooms****New York\***

Four Columbus Circle  
 New York, New York 10019  
 Telephone: 212.445.8998  
 Fax: 212.445.8865  
 Eastern Time Zone

**Chicago\***

303 The Merchandise Mart  
 Chicago, Illinois 60654  
 Telephone: 312.467.1783  
 Fax: 312.467.1662  
 Central Time Zone

**Los Angeles**

Telephone: 760.390.0342  
 Fax: 760.639.4175

**Atlanta**

12 Piedmont Center, Suite 420  
 Atlanta, Georgia 30305  
 Telephone: 404.467.6710  
 Fax: 404.467.6719  
 Eastern Time Zone

**Grand Rapids\***

Steelcase Corporate Headquarters  
 P.O. Box 1967  
 901 44th Street, SE  
 Grand Rapids, Michigan 49508  
 Telephone: 616.475.2000  
 Fax: 616.475.2012  
 Eastern Time Zone



\*Denotes showroom

**Atlanta**

12 Piedmont Center,  
Suite 420  
Atlanta, GA 30305  
TEL 404.467.6710  
FAX 404.467.6719

**Austin**

12470 Alameda Trace  
Circle # 1537  
Austin, TX 78727  
TEL 512.996.9460  
FAX 512.996.8332

**Boston**

111 Shore Avenue  
Quincy, MA 02169  
TEL 617.951.0005  
FAX 617.951.0034

**Cleveland/Columbus/  
Pittsburgh**

716 S. Cassingham  
Bexley, OH 43209  
TEL 614.231.3636  
FAX 614.231.3636

**Chicago**

303 The Merchandise Mart  
Chicago, IL 60654  
TEL 312.467.1783  
FAX 312.467.1662

**Cincinnati**

1557 Bluffton Terrace Drive  
Maineville, OH 45039  
TEL 513.677.6644  
FAX 513.677.6655

**Connecticut**

52 Stony Mill Lane  
East Berlin, CT 06023  
TEL 860.828.8271  
FAX 860.829.0865

**Dallas**

1800 South Great  
Southwest Parkway  
Grand Prairie, TX 75051  
TEL 972.603.4302 or  
972.603.4301  
FAX 972.603.4303

**Denver/Salt Lake City**

Contract Furniture  
Consultants  
9200 Cherry Creek S.,  
Suite 35  
Denver, CO 80231  
TEL 303.873.0077  
FAX 303.873.1272

**Detroit**

15728 Buckingham  
Beverly Hills, MI 48025  
TEL 248.208.1324  
FAX 248.353.2172

**North Florida**

110 Timbercove Circle S  
Longwood, FL 32779  
TEL 407.862.6749  
FAX 407.862.0618

**South Florida**

2057 Bonisle Circle  
Palm Beach Gardens, FL  
33418  
TEL 561.881.1626  
FAX 561.844.2112

**Grand Rapids**

901 44th Street, SE CH5  
Grand Rapids, MI 49508  
TEL 616.246.9705  
FAX 616.475.2012

**Honolulu**

2979 Upper Drive  
Lake Oswego, OR 97035  
TEL 503.636.2118  
FAX 503.636.4282

**Houston**

P.O. Box 987  
Cypress, TX 77410  
TEL 281.373.1973  
FAX 281.373.1967

**Kansas City/  
Iowa/Nebraska**

3829 West 58 Street  
Fairway, KS 66205  
TEL 913.362.7978  
FAX 913.362.8776

**Los Angeles**

TEL 760.390.0342  
FAX 760.639.4175

**Memphis**

2307 Diamond Pointe  
Drive, SE  
Decatur, AL 35603  
TEL 256.560.0340  
FAX 256.560.0320

**Minneapolis**

622 Falcon Ridge Bay  
St. Paul, MN 55125  
TEL 651.714.9760  
FAX 651.714.9580

**New York**

4 Columbus Circle  
New York, NY 10019  
TEL 212.445.8998  
FAX 212.445.8865

**North Carolina**

250 Swathmore Avenue  
High Point, NC 27263  
TEL 336.339.3452  
FAX 888.413.5161

**Philadelphia**

858 South Front Street  
Philadelphia, PA 19147  
TEL 215.465.0920  
FAX 215.465.0929

**Phoenix**

516 West Encanto Blvd.  
Phoenix, AZ 85003  
TEL 602.254.1575  
FAX 602.261.7963

**Portland**

2979 Upper Drive  
Lake Oswego, OR 97035  
TEL 503.636.2118  
FAX 503.636.4282

**Rochester**

147 Forgham Road  
Rochester, NY 14616  
TEL 585.752.6905  
FAX 585.621.5886

**Sacramento/Fresno/  
Reno/Las Vegas**

6039 Timberlodge Lane  
Roseville, CA 95747  
TEL 916.780.9040  
Fax 916.780.5828

**San Francisco**

132 LaPerdiz Court  
San Rafael, CA 94903  
TEL 415.499.3492  
FAX 415.499.3592

**Seattle**

8400 SE 72nd Street  
Mercer Island, WA 98040  
TEL 206.275.0067  
FAX 206.275.0074

**South Carolina**

4700 Lockewood Lane  
Columbia, SC 29206  
TEL 803.261.0053  
FAX 803.738.1588

**St. Louis**

7537 Stanford Avenue  
St. Louis, MO 63130  
TEL 314.997.9739  
FAX 314.727.9679

**Washington, D.C.**

370 South River Landing  
Edgewater, MD 21037  
TEL 301.261.7442  
FAX 301.261.7498

**Mexico**

Bldv. Manuel Avila  
Camacho # 24 Piso 11  
Lomas de Chapultepec  
Mexico D.F., Mexico 11000  
TEL (52) (55) 5540 9916  
FAX (52) (55) 5520 8586

**Toronto**

1 Steelcase Road West  
Markham, Ontario L3R 0T3  
Canada  
TEL 416.203.2357  
FAX 416.203.7807

**Prices**

All prices herein are effective with the date printed on the cover and supersede all other published price lists. Prices shown cover standard product only and additional charges will be applied for changes to standard product. VECTA reserves the right to change prices without prior notice. Prices herein are domestic prices only; for export pricing, please contact factory.

**Order Confirmation**

The order acknowledgment is the final agreement between the customer and VECTA and is the exclusive statement of terms thereof. The issuance of a VECTA order acknowledgment supersedes all prior documents and may not be modified except by a revised order acknowledgment from VECTA.

**Changes on Orders**

Requests for changes to an order must be submitted in writing and are subject to VECTA's ability to make those changes. Changes will be subject to revised production schedule and to additional charges for material and labor.

**Cancellations**

We will not accept requests for cancellation of products requiring special material or construction. Requests for cancellation of standard product must be submitted to Vecta in writing. If we approve your request for cancellation, you may be charged for materials, labor, and administrative costs we have incurred.

**Returns**

All requests for returns must be submitted to Vecta in writing. No merchandise may be returned to Vecta without our written consent. If Vecta agrees to accept returned merchandise we will provide you with written shipping instructions. Upon receipt you may be charged a restocking fee on good merchandise, and additional charges may be assessed for shipping, handling, and the cost of restoring damaged merchandise. No charge will be assessed on returns that result from a manufacturing error.

**Packing**

All prices include packing. All items conform to or exceed minimum specifications as outlined by the Southwestern Motor Freight Bureau. There will be additional charges for special packing or crating. All weights stated herein are approximate.

**Freight**

All shipments are F.O.B. Origin, freight prepaid and allowed within the contiguous 48 states. Special shipping methods, handling or set-up will be subject to an additional charge. All shipments to Hawaii and Alaska will be shipped F.O.B. Origin, freight prepaid and allowed to point of embarkation. All charges beyond point of embarkation are collect.

**Shipping**

VECTA reserves the right to select the most appropriate mode of shipment from point of origin. Changes to the acknowledged approximate ship date are subject to approval by VECTA. Storage charges will be invoiced separately.

**Responsibility for Freight Claims**

Our responsibility ceases when goods are accepted "in good order" by the transportation company, and all claims for freight overcharge, loss or damage to goods while in transit must be settled with the carrier by the consignee. Damage claims to the carrier for broken glass or marble must be made on receipt of goods or claims will not be considered. Note any visible damage or shortage on delivery receipt before signing. Concealed damage claims must be filed with carrier within ten days of delivery. Such claims must under no circumstances be deducted in settlement of invoices.

**Claims**

Upon receipt of shipment, any defect, error or shortage ascertainable by inspection must be made in writing within twenty days. Failure to do so shall constitute waiver of all claims for the above reasons. The manufacturer cannot guarantee any product, stored or set in place, in an environment where temperature and humidity are not controlled. No credit or allowance will be given for any repairs made to damaged or defective items without our written authority to make such repairs.

**Credit and Payment Terms**

Unless credit has been established with VECTA, terms will be payment in full or deposit with order and the balance in full prior to shipment. Receipt of order with payment in full does not bind VECTA to accept an order.

**Product Design**

VECTA reserves the right to make changes in design and construction or discontinue products without prior notice.



**Price/Specifications Catalog**

Distribution of this price/specifications catalog does not in itself constitute an offer to sell. Authorized VECTA dealers will quote prices on request. Names and addresses of authorized dealers are available from the factory.

**Resale Rights**

VECTA reserves the right to sell on a continuing basis only through dealers that have been authorized in writing by VECTA to distribute their products.

**Sales Tax**

Sales and other taxes as applicable are invoiced separately unless the exemption number for such taxes is supplied.

**COM-COL**

All COM and COL materials must be submitted to VECTA for preliminary approval prior to shipment of yardage or hides. VECTA's approval signifies only that such materials can be applied to the products for which intended, and such approval does not constitute any responsibility nor any warranty on the part of VECTA as to appearance, behavior or durability of COM or COL. Latex or acrylic backing is recommended on all COM fabrics. Submit instructions for application of stripe and pattern direction when requesting approval. If instructions are not submitted, VECTA will determine pattern direction. All COM-COL must be shipped prepaid to factory. Material must be labeled with dealer name, purchase order, and model number of product to which it is to be applied. Orders with COM-COL products are not scheduled for production until all material is received. If partial entry of order is required, indicate on purchase order, or order standard products and COM-COL products on separate purchase orders.

When COM-COL must meet a specific fire retardant code, VECTA will require dealer to supply documentation that the material meets the required code.

**Warranty**

Products manufactured by VECTA are warranted to be free of defects in design, material and workmanship under normal use and care for ten (10) years of single-shift service, from the date of delivery, with the exceptions noted below.

VECTA's obligation is limited to the repair or replacement to the original purchaser of such furniture at the option of VECTA, during the following warranty periods.

1. All products and components not listed below—ten (10) years.
2. Functional mechanisms—five (5) years.
3. High wear parts such as casters, fabrics and other covering materials; metal framed stacking chairs and wood veneers—three (3) years.

*Exceptions: VECTA does not warrant matching of color, grain or texture of wood or leather because of natural color variations which cannot be controlled. Damage in transit or occasioned by accident, negligence, abuse or alteration is not included in this warranty. VECTA does not warrant the appearance, behavior or durability of "customer's own material" or "customer's own leather" applied to VECTA products. Upholstery materials are not warranted against fading or irregularity in register. Vecta will pass through other manufacturer's warranties where applicable and to the extent possible.*

NO OTHER WARRANTY, INCLUDING ANY WARRANTY OF MERCHANTABILITY OF FITNESS FOR ANY PARTICULAR PURPOSE IS MADE BY VECTA EITHER EXPRESSED OR IMPLIED. VECTA SHALL NOT BE LIABLE FOR CONSEQUENTIAL OR INCIDENTAL DAMAGES ARISING FROM ANY PRODUCT DEFECT.

VECTA warranty applies only to VECTA products. Warranty does not apply to attachments to VECTA products. Any warranty expressed or implied is invalid when VECTA components are used in conjunction with any components not manufactured or sold by VECTA. Products not installed or used in accordance with VECTA installation and/or application guidelines are not included in this warranty.

**Vecta Express program, indicated by the icon below,** enables you to receive selected furniture at most locations specified by your dealership within 12 business days of receipt of your order. “Business days” do not include weekends, national holidays, or Steelcase holidays. The day your order arrives at Vecta is Day 0. The day your order arrives at the ship-to address is Day 12. Remote areas of the United States and parts of Canada may take longer. Call Vecta Customer Service at 1.972.641.2860 for specific location information.



**Product numbers followed by the Vecta Express icon above** indicate that specific product is available through the Vecta Express program. To learn about fabrics and finishes available on this program, call your Vecta sales representative.

**To place an order through Vecta Express program,** specify “*Vecta Express*” on your order. Be sure to include the following information: quantity, size, product number, surface materials, sold-to billing address and telephone number, ship-to address, any special shipping instructions, and name and telephone number of contact person. You can fax the order to 972.660.1746 or use the EDI system.

**Send a separate order** for products that are not part of Vecta Express program. Orders for products not available as Express 12-day delivery that are specified as “*Vecta Express*” will automatically be entered through regular manufacturing and will be acknowledged as regular manufacturing orders. To verify production for large orders, call Vecta Customer Service at 1.972.641.2860.

**All Vecta Express orders are final.** Because of the accelerated schedule, all orders once placed are final. Orders may not be cancelled or changed.

**Standard terms, conditions, and warranty provisions** apply to Vecta Express products.

► See *Terms and Conditions*, page 4.

**Most work activity** involves sharing knowledge. Whether face to face or remote, in a secluded location, or collaborating with peers, the reason for our participation is to share our knowledge, skills, experience, and judgment. In the past we were paid for our physical activities and our time. But no more—in today's economy knowledge is value.

**Much knowledge** exists in the world. It is in books, manuals, museums, databases, computer files, and written on the walls of classrooms and project rooms. Knowledge is also contained within people. It is their cumulative learning, experience, and skills. Experts contend that the knowledge contained within us is far greater than that which is "in the world."

**At Vecta**, our goal is to provide products for environments that foster the sharing of knowledge. Our products are designed to support learning, conferencing, teaming, communicating, meeting, socializing, decision making, creating, and collaborating. Our products help people achieve their goals. We believe the physical environment cannot guarantee desired behavior, but it certainly can encourage and enable it or, conversely, discourage it.

#### What is an environment for sharing knowledge?

Simply, it is any environment where people gather and interact with the intent to exchange or develop knowledge. This broad definition covers circumstances which are formal or informal, planned or spontaneous, and with large crowds or small.

**Knowledge-sharing environments** go by many names and include conference rooms, classrooms, training rooms, multipurpose rooms, lecture halls, computer labs, breakout spaces, and project rooms, just to name a few. Sometimes the distinction among these spaces is minimal, or even arbitrary. Due to its flexible nature, a room could go by several names—the room which served as a "town hall" in the morning is a cafeteria at noon and a classroom in the evening.

**We characterize** environments for sharing knowledge into three categories: learning, meeting, and teaming. The key differences among them are the intentions and processes of users and the source of knowledge. These are summarized below.

**Characteristics of Knowledge-Sharing Environments**

	<b>Learning</b>	<b>Meeting</b>	<b>Teaming</b>
<i>User intention</i>	To acquire new skill, knowledge	To exchange, share information, be informed	To problem solve, decide, innovate
<i>Source of knowledge</i>	Located within a single source/person	Dispersed within the group, team; all are knowledgeable	Dispersed within the team and the environment
<i>User processes</i>	Often formal or structured; instructor in control; typically a scheduled event	Planned or serendipitous; dialogue usually encouraged; typically scheduled	Goal and deadline driven, process informal with rapid, unplanned communication; activity occurs over time
<i>Flexibility</i>	Typically fixed, but increasingly flexible	Fixed or flexible	Typically flexible
<i>Room ownership</i>	Shared	Shared	Owned by group/team
<i>Room size/person</i>	12 to 18 square feet	20 to 30 square feet	More than 30 square feet
<i>Orientation</i>	Stage in front	Stage and face to face	Face to face
<i>Technology</i>	Presentation oriented	Presentation and individual	Presentation and individual
<i>Number of participants</i>	12 to several hundred	2 to 25	5 to 12

#### Meeting the needs of users is what matters.

Determining user intentions, processes and knowledge will help provide the appropriate level of flexibility, technology support, room infrastructure, visual display, and ergonomic adjustability.

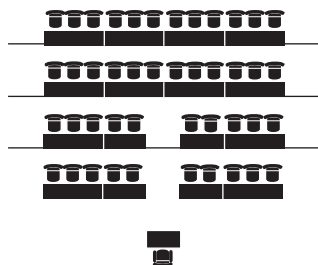
**The following thought starters** reflect our experience on furnishing knowledge-sharing environments. They are provided to give designers preliminary ideas on learning, meeting, and teaming spaces. They show how various products can be used in different applications. Our hope is to get the thought process going in a quick and creative fashion.

## Learning

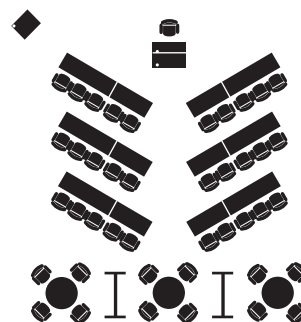
**When the intention is to acquire new knowledge or skill**, users go to learning environments. It is where knowledge can be accessed. The process may involve group activity, listening, or concentration; but the learner wants access to the teacher, facilitator, or trainer. Often the room has a clear front or

stage where the presenter stands. These rooms are often fixed. However, when the process calls for interaction, the furnishings need to be movable. The following environments suggest Vecta products that could be suitable for these applications.

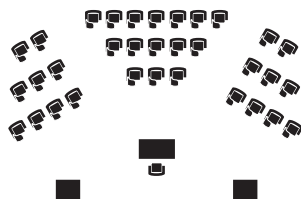
1



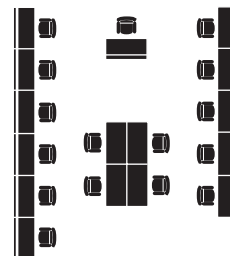
2



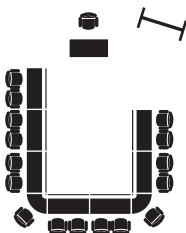
3




4



5



6



7



8



## Thought Starters

1

**Lecture Hall**  
4 O'Clock Jury  
Base, Kart Jury  
Base, Ballet  
K-Base, 540  
Seminar, Rizzi Arc,  
Runner

2

**Lecture/Break  
Out Room**  
4 O'Clock AM+,  
Kart, Lyric,  
Runner, Ballet  
Pedestal and  
K-Base Tables, 540  
Seminar, Rizzi Arc,  
Runner TR A/V  
Cart, Runner TR  
Instructor Cart,  
Werndl Infotainer

3

**Classroom**  
Assisa, Runner TR  
Carts, Werndl  
Infotainer

4

**Computer Lab**  
4 O'Clock AM+,  
Kart, Lucy,  
Reunion, Runner,  
Train, Werndl  
Infotainer, Frontier  
Screens

5

**Case Room**  
4 O'Clock AM+,  
Kart, Lucy, Train,  
Reunion, Rizzi Arc,  
Runner, Werndl  
Infotainer

6

**Seminar**  
4 O'Clock PM,  
Indy, Kart, Kelly,  
Ballet, Runner TR  
A/V Cart

7

**Distance  
Learning**  
Bira, 4 O'Clock  
PM, Indy, Kart,  
Kelly, 61 Series,  
Ballet, Derby, 540  
Seminar, Runner  
TR A/V Cart

8

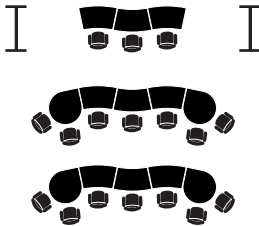
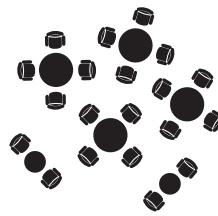
**Presentation  
Room**  
Bira, 4 O'Clock  
PM, Indy, Kelly,  
Reunion Group  
Work Presentation  
Table, Werndl  
Infotainer

## Meeting

**The intent here is for presentation and exchange.**

These areas offer an opportunity for the users to be informed or updated. A leader or presenter typically exists, but the audience is often considered knowledgeable as well. Most presentations are scheduled

and have a formal process. Other meeting areas, such as cafeterias and touchdown spaces, are totally informal and occur without advanced planning. The following environments suggest Vecta products that could be suitable for these applications.

**1****2****3****4****5****6****7****8****Thought Starters****1****Video Conference**

Bira, 4 O'Clock PM, Indy, Kelly, 61 Series, Reunion Group Work Presentation Table, Runner TR A/V Cart, Werndl Media Communicator

**2****Presentation Room**

Bira, 4 O'Clock PM, Indy, Kelly, 61 Series, Derby, Werndl Infotainer

**3****Multipurpose Room**

4 O'Clock PM, Indy, Kart, Lucy, Ballet Arc, Ballet Teardrop, Werndl Infotainer

**4****Break Room/Cafe**

Assisa, Kart Stool, Lyric, Rosa, Opera, Ballet, Disc, Derby, Rizzi Arc, Runner

**5****Conference Room**

4 O'Clock PM, Indy, Kelly, Reunion Conference Tables, Werndl Infotainer

**7****Board Room**

Bira, 4 O'Clock PM, Lucy, Indy, Kelly, E-Table 2

**8****Touchdown Space**

Assisa Stool, 4 O'Clock Stool, Kart Stool, Cafe Height Tables: Ballet, Derby, Disc, Runner, Rizzi Arc

**6****Meeting Room**

4 O'Clock PM, Indy, Kart, Kelly, Ballet Arc, Runner TR A/V Cart

## Teaming


**The purpose here is to solve problems, make decisions and innovate.** In the case of project teams, the purpose is also to complete a task before the deadline. The role of the leader is to ensure task completion and provide guidance. Knowledge and power is distributed among team members. The

environment itself is a resource for displaying and storing information. The process is often informal and the pace is rapid. Flexibility and quick interaction are critical to these teams. The following environments suggest Vecta products that could be suitable for these applications.

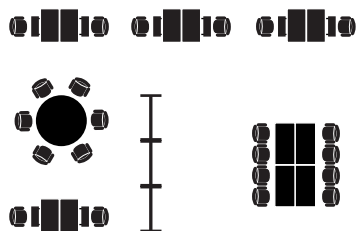
1



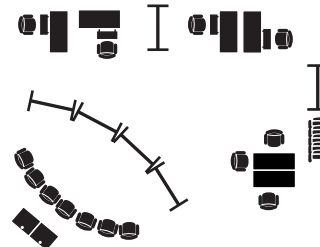
2



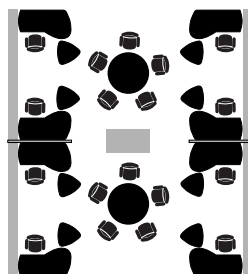
3



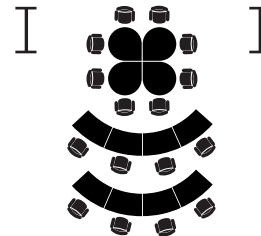
4



5



6



## Thought Starters

1

**War Room**

Kart, Reunion Trapezoid and Nomad Tables, Runner Trapezoid Tables, Runner TR A/V Cart, Werndl Infotainer

2

**Project Room**

4 O'Clock AM+, 4 O'Clock PM, Lucy, Reunion Nomad, Reunion Solo P-Table, Reunion Group Work Two-Piece Round, Werndl Infotainer

3

**Project Office A**

4 O'Clock AM+, Kart, Lucy, Reunion, Runner TR Computer Carts, Runner, Werndl Infotainer

4

**Project Office B**

4 O'Clock AM+, Kart, Lucy, Train, Reunion, Runner, Werndl Infotainer

5

**Group Office**

4 O'Clock AM+, Kart, Reunion Solo P-Table, Reunion Nomad, Reunion Group Work Two-Piece Round

6

**Leadership Room**

4 O'Clock PM, Indy, Kart, Lucy, Ballet Arc, Ballet Teardrop, Werndl Infotainer

---

**12 Statement of Line****Master Class**

- 24 Adjustment Features
- 25 Other Features
- 26 Adjustability Features Matrix
- 28 Surface Materials
- 30 Vecta Seating Surface Materials Listing
- 32 Designtex Surface Materials Listing
- 36 Maharam Surface Materials Listing
- 38 Customer's Own Material Program
- 39 Seating Yardage Requirements
- 43 Fire Retardancy
- 44 Shipment
- 45 Seating Dimensions Guide

**Specifying**

- 47 Assisa
- 56 Bira Series
- 58 4 O'Clock Series AM+
- 60 4 O'Clock Series PM
- 63 Indy
- 65 Kart
- 71 Kelly Series
- 74 Lucy
- 75 Lyric
- 77 Opera
- 82 Rosa
- 86 61 Series
- 88 Jury Bases

► Master Class, page 24

#### Four-Leg Stacking Plastic Chairs on Casters

► Page 47



Armless

#### Four-Leg Non-Stacking Plastic Chairs on Casters

► Page 48



With right-hand  
tablet arm



With right-hand  
tablet arm and bookrack

#### Four-Leg Stacking Plastic Chairs on Glides

► Page 49



Armless

#### Four-Leg Non-Stacking Plastic Chairs on Glides

► Page 50



With right-hand  
tablet arm



With right-hand  
tablet arm and bookrack

#### Four-Leg Stacking Plastic Stools

► Page 51



Armless

#### Sled-Base Stacking Plastic Chairs

► Page 52



Armless

#### Sled-Base Non-Stacking Plastic Chairs

► Page 53



With right-hand  
tablet arm



With right-hand  
tablet arm and bookrack



► Master Class, page 24

**High-Back Chair**

► Page 56



Fully enclosed  
upholstered arms

**Mid-Back Chair**

► Page 57



Fully enclosed  
upholstered arms\*

DESIGNED BY WILLIAM RAFTERY  
BIRA SERIES

\*Jury base available  
► Page 88

► Master Class, page 24

**Chairs with T-Arms**

► Page 58



Mid Back\*

**Armless Chair**

► Page 59



High Back

\*Jury base available  
► Page 88

► Master Class, page 24

DESIGNED BY JEFF CRONK  
40'CLOCK SERIES PM

**Chairs with Loop Arms**

► Page 60



Executive



High Back\*



Mid Back\*

**Chairs with T-Arms**

► Page 61



Executive



High Back\*



Mid Back\*

**Armless Chairs**

► Page 62



Mid Back\*

\*Jury base available  
► Pages 88–89

► Master Class, page 24

Executive High-Back Chairs

► Page 63



High-Back Chairs

► Page 64



► Master Class, page 24

**Nesting Chairs**

► Page 65



With arms\*



Armless\*



Nested

**Stools on Casters**

► Page 67



With arms



Armless

**Four-Leg Stools**

► Page 68



With arms

**Stacking Chairs**

► Page 69



With arms

\*Jury base available  
► Page 90

► Master Class, page 24

High-Back Chairs

► Page 71



Fully enclosed upholstered arms

Mid-Back Chairs

► Page 72



Fully enclosed upholstered arms\*



Polyurethane open arms\*

Low-Back Chairs

► Page 73



Polyurethane open arms\*

\*Jury base available  
► Page 91

► Master Class, page 24

High-Performance Chairs

► Page 74



DESIGNED BY DOUGLAS BALL  
LUCY

► Master Class, page 24

Stacking Chairs

► Page 75



Armless



Arm chair



► Master Class, page 24

**Four-Leg Stackable Chairs**

► Pages 77–78



With arms



Armless

**Sled-Base Chairs**

► Pages 80–81



With arms



Armless

► Master Class, page 24

**Stacking Chairs**

► Pages 82–83



Armless



With arms



With right-hand  
tablet arm

► Master Class, page 24

**Chairs with Casters\***

► Page 86



**Chairs with Sled Base**

► Page 87



DESIGNED BY MOLL / PIEHL  
61 SERIES

\*Jury base available  
► Page 91

► See Adjustability Features Matrix, pages 26 and 27.

## Adjustment Features

**Active mechanism (AM+)** allows the seat and back angle to be adjusted independently of each other. The seat can be locked at various angles, and the back can free tilt with adjustable tension or lock in four positions.

**Arms, angle-adjustable** allow the user to rotate arm rests independently in or out.

**Arms, height adjustable** allow the user to independently move each arm up and down.

**Arms, width-adjustable** allows the arm rests to be adjusted in and out.

**Back, height adjustable** allows the user to raise or lower the chair back within a given range.

**Back lock, forward** allows the user to lock the backrest in a full upright position or release it to recline.

**Back stop, selective** allows the user to lock and unlock the backrest in any position within the tilt range.

**Back tilt tension adjustment** regulates the ease of tilt movement of the back only.

**Base, free swivel** allows chair to swivel 360°.

**Base, memory-return swivel** allows a chair to swivel 360°, but return to the forward-facing position when released.

**Base, nesting four-star** has two front legs that are lower than the two rear legs, allowing chairs to nest for storage. A nylon tooth on the base engages a notch in the seat when folded. This engagement properly aligns the seat and base for nesting.

**Flexing upper back** design supports the user's shoulders allowing the upper body to rotate or twist from side to side.

**Folding seat** allows the seat to flip up, while the chair automatically rises for nesting and storage.

**Hip pivot mechanism** allows the chair seat and back to follow the user's motions, rotating at a point aligned with the user's hips.

**Knee tilt control** (low front rise) minimizes the rise of the front of the seat when the chair is in a reclined position, allowing the users' feet to remain on the floor. This feature reduces pressure under the thighs, allowing for continuous blood circulation.

**Lateral flexers** provide correct ergonomic back support by changing the amount of firmness the user feels in the lower back.

**Lumbar slider** slides up and down the chair back within a set range to afford additional lower back support where needed.

**Lumbar support, adjustable** provides additional lower back comfort by allowing the user to move the lumbar support up or down, as well as increase or decrease the amount of support.

**Passive mechanism (PM)** allows the seat and back to move in synchronization without manual adjustment.

**Pneumatic height** allows the user to change the seat height assisted by a pneumatic gas cylinder.

**Seat angle adjustment** allows the user to change and lock the seat angle in various positions.

**Seat depth, adjustable** allows the user to slide the seat forward or back within a set range.

**Seat tilt control** allows the seat and back to rotate as a unit backward one position and forward two positions.

**Seat, zero front rise** allows the user to tilt back in the chair while feet remain on the floor because the seat front remains level.

**Swivel-tilt mechanism control** allows the chair to swivel 360° and the fixed seat and back to tilt in unison when the user leans back.

**Synchro-tilt mechanism** synchronizes the tilting movement of the seat and back in a set ratio.

**Tilt tension adjustment** allows the user to vary the amount of recline resistance.

Other Features

**Casters** have hard, dual wheels that roll smoothly on carpets. Casters, 1.8", are available as an option on Kart stacking chairs to replace standard glides. Lucy chairs have large 3" casters. Casters on all other chairs are 2". Soft, 2", dual-wheel casters are available as an option for use on hard floors or chair mats.

Adjustability Features Matrix

	Bira and Kelly Series	4 O’Clock Series AM+	4 O’Clock Series PM	Indy	Kart	Lucy	61 Series	Jury Base Option
Mechanisms								
Active (AM+)		S						
Hip pivot						S		
Passive (PM)			S					
Pneumatic height	S 4.5" range	S 4.5" range	S 4.5" range	S 5" range	S 5" range	S 5" range	S 4.5" range	S 4.25" range (Kart only)
Swivel-tilt	S				S		S	S
Synchro-tilt			S 2-to-1 ratio	S 2-to-1 ratio				
Seat Adjustments								
Adjustable seat depth		O 2.5" range				S 2" range		
Folding seat					S			
Knee tilt control								
Seat angle		S						
Seat tilt						S -2°, +1°, +4°		
Zero front rise		S	S	S	S	S		
Back Adjustments								
Adjustable lumbar support				O 4" range		S 4" range		
Back tilt tension		S	S			S		
Flexing upper back						S		
Forward back lock				S	S			
Height adjustable back		O 2" range	O 2" range					
Lateral flexers						S		
Lumbar slider						S 4" range		
Selective back stop		S	S					
Tilt tension	S	S	S	S	S	S	S	
S Standard on some or all models								
O Option on some or all models								

Adjustability Features Matrix, continued

	Bira and Kelly Series	4 O’Clock Series AM+	4 O’Clock Series PM	Indy	Kart	Lucy	61 Series	Jury Base Option
<b>Arm Adjustments</b>								
Angle-adjustable arms						<b>S</b> 20° in, 20° out		
Height-adjustable arms		<b>O</b> 3.5" range	<b>O</b> 3.5" range			<b>S</b> 4" range		
Width-adjustable arms		<b>S</b> 1.5" range	<b>S</b> 1.5" range			<b>S</b> 2" range		
<b>Base Features</b>								
Free swivel	<b>S</b>	<b>S</b>	<b>S</b>	<b>S</b>	<b>S</b>	<b>S</b>	<b>S</b>	
Memory-return swivel								<b>S</b>
Nesting					<b>S</b>			
Four-star base								

**S** Standard on some or all models  
**O** Option on some or all models

ALL SEATING

## Surface Materials

### Vecta Seating Upholstery

**Vecta seating upholstery** is available in a wide range of pre-approved fabrics and leathers in various price groups. These fabrics and leather have shorter lead times than non-standard (COM) Vecta upholstery.

► See *Vecta Seating Surface Materials Listing*, page 30.

**Vecta's standard Mach 2 fabrics** are available in 112 colors, which consists of grade 4000 and grade 5000 fabrics. Cut yardage is available from Designtex. Call 800.221.1540.

**Leather** is available in 21 colors, which are divided into two groups—grade 1 (Vecta leather) and grade 2 (Valhalla leather). Both grades have an average hide of 50 to 52 square feet. Grade 1 leather list price is \$18 per square foot; grade 2 list price is \$20 per square foot. Leather is sold in full hides only. When ordering, please state minimum square feet required.

**Healed scars, scratches, and cuts are natural markings of leather** and are not to be considered as flaws.

**Ultrafabric Brisa and Ultraleather**, made of 100 percent polyurethane surface with 100 percent rayon backing, simulate leather. Yardage is 54"W. Ultraleather list price is \$89 per yard. Brisa list price is \$94 per yard.

**Vinyl** is also available. Contact Vecta customer service at 972.641.2860 for information.

**To specify Vecta seating upholstery**, state fabric company, style number, style name, and color number. To specify leather, state leather color number and name.

► For a color representation of seating upholstery fabrics, leather, and ultrafabrics, see *Fabric and Finish Representations* foldout at the back of the book for complete listing and color representations.

► Contact Vecta customer service at 972.641.2860 for actual swatches. There may be a slight difference between samples and actual yardage because of variations in dye lots.

## Vecta Graded Seating Upholstery

**Vecta graded seating upholstery** program features leading Designtex and Maharam fabrics on Vecta chairs. The selected graded upholstery are represented in Price Groups A through H.

**With this program**, the dealer issues only one purchase order to Vecta for any seating product, specifying the Designtex or Maharam fabric family number, color number and name desired. Vecta then supplies the finished product with a minimum of additional lead time.

**Each upholstered product** is identified by product number with the list price shown by Designtex or Maharam fabric grade. Vecta reserves the right to change prices without prior notice.

**Approval of graded fabrics**—Vecta's approval of these fabrics signifies only that the materials can be applied to the products intended; such approval does not constitute any responsibility or any warranty on the part of Vecta as to appearance, behavior, or durability of fabric.

**Fabric samples** for presentation boards are available by calling Maharam at 800.645.3943. Contact your local Designtex representative for samples.

**If a fabric is directional**, it will be applied vertically unless specific written instructions are provided. Additional yardage may be required for horizontal application.

**The standard application of patterns** will be vertical, based on the visually predominant pattern or stripe, on all products whenever possible. Some fabrics have stretch in only one direction. In those cases, the stretch must be applied vertically in order to manufacture the product, regardless of the direction of the predominant pattern.

**For non-standard application**, please contact Vecta customer service at 972.641.2860 to verify yardage requirements and feasibility. Your purchase order must clearly state any non-standard application of fabric.

**Using graded fabrics** will, in most cases, reduce the lead time usually required for COM transactions.



**Vecta's order acknowledgement** will indicate the shipping date for the finished product, scheduled as closely as possible to standard lead times. Fabrics are subject to availability from Designtex and Maharam; stocking conditions may affect delivery.

**Designtex and Maharam offer a reservation service** in which the specifier or dealer may verify availability of specific fabrics and reserve that stock for a period of time. Call Maharam at 800.645.3943 and Designtex at 800.797.4949 for more information. If you reserve stock, please inform Vecta of the "R" (reservation) number on the purchase order.

**Technical information of fabric only, such as fire retardancy and wear test data**, can be found in the Maharam Master Reference Library or on request from Designtex or Maharam.

## Care and Maintenance

### Fabric

Use a professional upholstery cleaning establishment for best results.

### Fabric treated for Cal 133

Use a professional upholstery cleaning establishment for best results.

### Leather

Wipe occasionally with warm water and a mild soap. Because the natural oils are sealed in, buffing with a soft cloth sufficiently polishes leather. Do not use polish, wax, saddle soap, or abrasive cleaners.

### Ultrafabric Brisa and Ultraleather

Spot clean with mild soap and water. Air dry. For stubborn stains, use a mild solvent. Can be dry cleaned.

### Powder coat

Use a liquid detergent and water. Remove stubborn stains with a commercial liquid cleanser such as Formula 409.

### Polished Aluminum

Use commercial powder, liquid, or paste metal cleanser and polish, according to manufacturer's directions

### Chrome

Use commercial cleanser and polish, according to manufacturer's directions.

### Veneer

Wipe clean with mild, soapy water and a soft cloth. Important: *Do not use any ammonia-based cleaners on wood products.*

## Vecta Seating Surface Materials Listing

## Vecta Upholstery Fabrics—Mach 2

Fabric Style Name and Number	Colors	Repeat	Contents	Width
<b>Auxal 2388</b> (Grade 4000)	10	Random	53% Acrylic, 47% Polyester	54"
<b>Croquet 5C 54-66</b> (Grade 5000)	13	None	100% Polyester	54"
<b>Dream Weaver 2183</b> (Grade 4000)	4	V=0.5", H=0.25"	55% Nylon, 25% Polyester, 20% Olefin	54"
<b>Eureka Too 2113</b> (Grade 4000)	9	None	100% Polyester	54"
<b>Excelsior Too 2374</b> (Grade 4000)	9	None	100% Polyester	55"
<b>Link 5A 20-30</b> (Grade 4000)	10	V=0.25", H=0.25"	100% Polyester	54"
<b>Pavers 2369</b> (Grade 4000)	10	V=0.25", H=0.75"	100% Polyester	54"
<b>Sweepstakes 5B 80-92</b> (Grade 4000)	13	V=0.375", H=0.50"	100% Nylon	54"
<b>Tivoli 5C 80-89</b> (Grade 5000)	10	Random	63% Polyester, 37% Wool	54"
<b>Twist &amp; Shout 2179</b> (Grade 4000)	4	V=2.25", H=2.75"	65% Nylon, 35% Polyester	54"
<b>Wishbone 2370</b> (Grade 4000)	10	Random	55% Polyester, 26% Acrylic, 19% Olefin	54"
<b>Wobble 5D 16-25</b> (Grade 5000)	10	V=0.25", H=1"	100% Polyester	54"

*Tip: Vinyl is available. Contact Vecta customer service at 972.641.2860.*

## Ultrafabric-Ultraleather—Grade B

Color Name	Number
Bluefin	<b>291-2477</b>
Garnet	<b>291-3469</b>
Orchard	<b>291-4262</b>
Raven Wing	<b>291-5607</b>
Schooner	<b>291-5806</b>

## Ultrafabric-Brisa—Grade C

Color Name	Number
Desert Clay	<b>303-3864</b>
Truffle	<b>303-3913</b>
Putty	<b>303-3915</b>
Olive	<b>303-4488</b>
Black Onyx	<b>303-5749</b>

## Vecta Leather—Grade 1

Color Name	Number
Black	<b>L200</b>
Midnight	<b>L201</b>
Dusk	<b>L202</b>
Bottle	<b>L203</b>
Seagrass	<b>L204</b>
Mahogany	<b>L207</b>
Natural	<b>L209</b>
Burgundy	<b>L212</b>
Claret	<b>L213</b>
Café Au Lait	<b>L215</b>
Slate Green	<b>L219</b>
Soapstone	<b>L220</b>
Rocky	<b>L221</b>
Plum	<b>L224</b>
Smokie Grey	<b>L225</b>

## Valhalla Leather—Grade 2

Color Name	Number
Nightfall	<b>L301</b>
Thor	<b>L302</b>
Norse	<b>L312</b>
Alta	<b>L319</b>
Edda	<b>L320</b>
Tyr	<b>L321</b>

## Wood Veneer Finishes

Color Name	Number
Natural Maple	<b>T111</b>
Natural Beech	<b>T511</b>
Oak on Beech	<b>T512</b>
Ochre on Beech	<b>T513</b>
Pear on Beech	<b>T514</b>
Light Cherry on Beech	<b>T515</b>
Walnut	<b>T611</b>
Black on Walnut	<b>T612</b>
Dark Cherry	<b>T712</b>
Eggplant on Cherry	<b>T713</b>

► See *Fabric and Finish Representations* foldout at the back of the book for complete listing and color representations.

## Vecta Seating Surface Materials Listing, continued

**Base Finish—  
Polished Aluminum**

	Number
Polished Aluminum	<b>0050</b>

**Base Finish—Chrome**

	Number
Chrome	<b>0053</b>

**Base Finish—Powder Coat Colors**

Color Name	Number
Matte Black	<b>0014</b>
Capitol	<b>0120</b>
Concrete	<b>0123</b>
Highway	<b>0124</b>
Runway	<b>0127</b>
Festival	<b>0133</b>
Storm	<b>0152</b>
Steel	<b>0153</b>
Gunmetal	<b>0154</b>
Tux	<b>0155</b>
Grey Onyx	<b>0158</b>
Titan	<b>0159</b>
Khaki	<b>0160</b>
Sodium	<b>0161</b>
Capitol Wrinkle	<b>0220</b>
Concrete Wrinkle	<b>0223</b>
Highway Wrinkle	<b>0224</b>
Runway Wrinkle	<b>0227</b>
Khaki Wrinkle	<b>0260</b>
Sodium Wrinkle	<b>0261</b>
Runway Metallic	<b>0327</b>
Champagne	<b>0359</b>
Black	<b>1014</b>

**Assisa Seat and Back Colors**

Color Name	Number
Greyhound	<b>2001</b>
Chalk	<b>2002</b>
Cucumber	<b>2006</b>
Salsa	<b>2009</b>
Blueberry	<b>2010</b>
Caviar	<b>2011</b>

**Lyric Shell Colors**

Color Name	Number
Anthracite (dark grey)	<b>2040</b>
Cobalt	<b>2041</b>
Persimmon	<b>2042</b>
Light Grey	<b>2043</b>
Vanilla	<b>2044</b>

**Rosa Seat and Back Colors**

Color Name	Number
Black	<b>4005</b>
Lavender	<b>4023</b>
Light Green	<b>4029</b>
Ivory	<b>4030</b>
Grey	<b>4094</b>

**Lucy TPU Back Colors**

Color Name	Number
Caribbean	<b>3000</b>
Neon	<b>3001</b>
Rain	<b>3002</b>
Mango	<b>3003</b>
Shadow	<b>3004</b>

**Kart Seat and Back Colors**

Color Name	Number
Black	<b>2021</b>
Grey	<b>2022</b>

► See *Fabric and Finish Representations* foldout at the back of the book for complete listing and color representations.

## DesignTex Surface Materials Listing

Fabric	Pattern Number	Grade
Aberdeen	2213	*
AbEx	2072	F
Abington	2489	E
Ace	2583	F
Agapelos	2546	C
Alba	2174	H
Alethos Plus	2544	E
Alice	2160	E
Almost Perfect	2068	D
Alpaca Damask	2061	H
Alpaca Stripe	2062	H
Alpha	2353	A
Ana	2172	G
Andalusia	2985	E
Anni	2444	*
Aphrodite	2493	G
Asturias Damask	2970	H
Auberge	1169	B
Autumn	1006	*
Autumn	2151	*
B Sharp	2362	C
Backdrop	2382	B
Beach Walk	2335	F
BeBop	2466	F
Bee	5E44-65	B
Belenos	2496	D
Bench Mark	6574	B
Bennington Too	2431	C
Beta	2356	B
Big Benn	2509	D
Big Daddy	2078	C
Blanca	2176	G
Blanket Wrap	2586	E
Block Party	2152	B
Bodrum	2557	C
Boulevard	2119	E
Bow Line	2592	B
Boxcar	2143	E
Bridge & Tunnel	2596	F
Bromley	2483	E
Brookfield	2491	F
Brushstroke	2168	E
Bubble Bubble	2274	*
Business Attire	2188	*
Caboose Plus	2396	E
Camden Too	2480	E
Canzone	STC	E
Casanova	6302	B
Catalogna	2287	F
Cavalcade	STC	D
Celestial	2106	C
Cha Cha	2115	D

\*Contact factory for pricing

Fabric	Pattern Number	Grade
Chariot	2146	F
Cheshire	2155	B
Chinchilla	2219	*
Chip	2461	B
Circuitboard	STC	D
Claridge	2124	B
Cluny	2200	*
Cold Springs	2488	D
Concierge	2958	A
Coney Island	2451	D
Connoisseur Too	1102	E
Contour	2162	C
Coppice	2237	G
Cord	2594	B
Corrugated	2585	F
Cosmic	2108	B
County Line	2968	B
Cricket	STC	D
Crosscut	2165	H
Cyberwhirled	2436	G
Dakar	2556	A
Danieli	2123	C
Definitive Linen	2606	E
Delphos	2438	E
Depth of Field	2387	F
Desi	2541	H
Divisions	2289	F
Dodge Ball	2391	F
Dodge Ball Too	2366	F
Domino	STC	B
Do-Si-Do	2114	E
Double Dutch	2392	F
Double Dutch Too	2365	F
Drawing Straws	2393	D
Ellington	2456	*
Encaustic	2708	D
Esplanade	2118	F
Etching	2163	H
Falling Leaves	2442	F
Fandango Plus	2117	D
Fez	2982	D
Field of Dreams	2966	C
Fields	2452	*
Fieldstone	2338	F
Filmstrip	2386	D
Firefly	2446	E
Flashdance	2330	B
Focus	2385	E
Fog Lines	2232	*
Four Square	2394	E
Fozzy	2334	A
Freckle	STC	A

## Designtex Surface Materials Listing, continued

Fabric	Pattern Number	Grade
Freeze Frame	2384	F
Frisbee	STC	D
Frosted Fields	2302	*
Fulcrum	2023	D
Furrows	2236	G
Gadget	2563	E
Galliard	2298	*
Garden Trellis	2336	E
Gleanings	2299	F
Golden Mean	2233	H
Gotham	2390	G
Gouache	2712	F
Gramercy	2599	H
Graphic	1151	*
Greenbrier	2137	D
Grillework	2248	*
Groove	2312	*
Hampstead	STC	F
Havana	2555	C
Henry	2458	C
Hermitage	2126	C
Hide and Seek	2713	E
High Plains Drifter	2381	D
Hole in One	2064	F
Honor Plus	2547	F
Hopscotch	STC	B
Hue	2710	E
Hyde Park	2481	F
Illiad	2495	E
Impasto	2706	F
Infield	STC	D
Insight	2549	E
Instant Classic	2297	H
Iowa/Ottoman	3018	F
Istanbul	2194	E
Jacks	STC	A
Jakarta	2559	C
Jot	2178	D
Jumbo Shrimp	2073	G
Jump n Jive	2077	D
Jungle Gym	2367	F
Kansas Plus	1919	F
Lago Plus	1901	G
Lagoon	5D81-91	B
Leaf Line	2166	*
Leger Leaf	2445	E
Lenor Stripe	2283	F
Lillian	2439	F
Lismore	2418	E
Lola	2173	G
Lorenzo	2976	E
Loseta	2285	E

Fabric	Pattern Number	Grade
LP	2388	F
Lucy	2331	B
Lush Life	2214	H
Mad Hatter	2158	B
Maku Picchu	2316	*
Mantle	2510	H
Mayfair	2135	E
Meander	2238	G
Mena	2545	G
Metropole	2122	D
Millicent	2206	H
Minor Miracle	2074	F
Miss Yoo	2278	G
Mitten	STC	A
Mohair Plush	1219	*
Mohair Plush II	2447	*
Montezuma	2475	B
Moonshadow	2967	B
Moss	2241	F
Mountains	2453	*
Multi Culti	2063	F
Neutron	2107	C
New Grange	2257	*
Nightcap	2962	C
NoHo	2294	B
Nolita	2597	C
NoMad	2071	F
Northern Lights	2971	C
Ocean's Edge	2215	*
Odyssey	2010	*
Oklahoma	1920	F
Oporto	2286	*
Oz Plus	1914	F
Packard	1877	F
Palette	2709	D
Parallel Universe	2109	B
Parlor Stripe	1921	F
Pepa	2175	H
Percival	1893	*
Pharos	2501	E
Piero	2972	E
Pigment	2711	E
Pillow Talk	2956	B
Pinehurst	2134	D
Plain Jane	2129	*
Plainclothesman	2147	F
Planes	2465	F
Plums	2276	H
Pogo	2121	D
Port	3015	H
Portico Plus	1918	E
Prairie	5E66-90	B

\*Contact factory for pricing

ALL SEATING

## Designtex Surface Materials Listing, continued

Fabric	Pattern Number	Grade	Fabric	Pattern Number	Grade
Prelude II	2437	H	Solar Fire	STC	F
Primavera	1588	*	Sonic Plus	2373	E
Puzzle	2221	*	Sorella	2259	G
Quattro	2254	F	Spellbound	2159	C
Queen of Leaves	2156	B	Sprocket	2564	E
Quixote	6211	B	Spyder	STC	E
Racetrack	2702	*	Staple	2587	F
Raffles	2138	D	Stardust	2110	D
Ragtime	STC	A	Stellar	2112	B
Raj	2987	D	Stitch	2584	F
Recess	2358	E	Stonehenge	2195	H
ReCoup	2012	E	Stonehenge Too	2499	H
Reed Stripe	5D55-67	B	Strada	2116	H
Regis	STC	D	Swayed	2469	*
RePeat	2013	D	Swing Set	2421	F
RePlay	2042	D	Tango	6366	B
ReRun	2037	D	Taviano	2293	D
Retreat	STC	B	Tea Time	2154	C
ReUse	2039	F	Tempera	2707	F
Reverb	2363	E	Timepiece	8101	B
Rickshaw	2142	E	Tinos	2548	F
Rising Sun	2332	B	Toboggan	2148	F
Rising Sun Plus	2375	B	Tokens	2598	D
Riverside	2337	F	Topography	2190	G
Rook	STC	B	Toronto	2558	E
Room Service	2959	D	Toscana	2252	G
Room With A View	2952	B	Trains	2464	F
Rosalita	2333	B	Transom	2018	E
Rosalita Plus	2376	C	Travelogue	2951	B
Rough & Ready	2016	D	Traverse	2216	H
Roulette	STC	D	Treetop	2339	F
Round About	2593	B	Trieste	2067	F
Rumble	2281	*	Tucker	1876	F
Sabara Plus	1908	E	Tumberry	2128	B
Sagamore	2131	B	Tweed	STC	E
Sam	2459	C	Unbiased Opinion	2066	*
Sandbox	2561	D	Under Pressure	2355	B
Saranac	2928	D	V	2957	B
Satchmo Plus	1907	F	Vail	STC	A
Scooter	2139	D	Valentino	6304	C
See Saw	2824	F	Vibe	2377	B
Serenity Plus	2543	E	Victor Ottoman	2328	*
Serious Fun	2141	H	Volute	2027	D
Shammy	2419	*	Waffle	STC	A
Shimmy	2434	E	Washington Square	2595	F
Shiraz	2984	D	Waste=Food	2397	G
Shorthand	STC	A	Wexford	STC	F
Silhouette	2177	F	White Ash	2231	*
Sintra	2284	F	Widget	2714	E
Sketchpad	2132	E	Wilshire	STC	C
Skiff	2145	F	Wisdom	2554	F
Skittles	STC	B	Wonderland	2153	E

\*Contact factory for pricing

Designtex Surface Materials Listing, continued

Fabric	Pattern Number	Grade
Woodstock	2487	D
Wool Suede Too	2435	D
Workhorse	1191	C
World Cup	2049	D
Xanadu	2930	B
Yarn	2588	E
Zebu	2429	C
Zoe	STC	G
Zouzou	2433	F

\*Contact factory for pricing

## Maharam Surface Materials Listing

Fabric	Pattern Number	Grade
Addition	459350	F
AF96	459670	C
Allegory	702701	F
Anecdote	458060	C
Antics	408301	F
Arena	407301	D
Aria	459950	E
Balustrade	463120	F
Banter	408601	E
Bento	463080	F
Betwixt	458770	B
Block Party	406005	A
Boheme	458380	C
Bop	460002	D
Botanical Crepe	407804	E
C210	459920	C
C220	459910	C
C240	459870	C
C250	460640	C
Cairo	405301	G
Canyon by Kvadrat	460810	E
Capture	459620	D
Checker	459830	H
Checker Split	460290	*
Chenille Cord	407808	E
Chenille Stitch	462050	E
Chenille Stripe	459820	F
China Shop	460610	*
Circles	458310	*
Citizen	703801	F
Climate	460005	E
Coach Cloth	458950	H
Comment	462120	D
Company	407601	E
Compass	404103	B
Countryside	404501	E
Credence	456601	F
Crosspatch	458920	*
Cummings	702601	*
Cycle	460001	D
Dash	462720	C
Delaunay	459000	*
Diva	406004	B
Divina by Kvadrat	460730	E
Divina Melange	460830	E
Dot Pattern	458300	*
Dotted Square	407801	D
Double Check	462080	C
Double Triangles	459840	H
Elapse	461990	E
Elliptical Rib	407806	E
Epingle Stripe	462390	H

\*Contact factory for pricing

Fabric	Pattern Number	Grade
Episode	459550	F
Evolve	461320	F
Facets	459850	H
Fathom	461290	E
Figment	458590	F
Filter	461090	F
Fleet	462910	B
Flint by Kvadrat	460740	F
Flora by Kvadrat	460750	D
Flourish	459130	F
Flower Loft	406001	C
Footpath	701302	C
Fortis	403402	E
Gallantry	404402	E
Gamut	408201	F
Geometri	459970	*
Glimpse	460070	B
Glove by Kvadrat	490840	F
Granit by Kvadrat	462470	E
Gridlock	406003	B
Groove	408501	F
Habitat	461070	F
Hallingal by Kvadrat	460760	E
Hobnob	460720	*
Hush	459890	B
Implement	461080	F
Implication	406901	F
Inflection	459120	E
Intertwine	460080	D
Intonation	459730	F
Iota	462770	D
Isosceles	703901	E
Jacobs Coat	462270	*
Kilter	458090	C
Letters	462560	*
Level	462190	E
Logic	459750	B
Lore	461480	C
Magenta by Kvadrat	460770	E
March	460006	D
Matsuri	463090	F
Measure	458460	B
Melange Tweed	461190	*
Messenger	458640	A
Microwave	701604	F
Mikado	459330	*
Milestone	403901	A
Millerstripe	462250	*
Minaret	406101	E
Mission	406501	D
Mohair Supreme	451801	*
Monk's Wool	457301	*
Motive	458370	B



## Maharam Surface Materials Listing, continued

Fabric	Pattern Number	Grade
Murmur	457501	F
Names	462510	*
Narrative	460003	D
Occasion	458070	B
Odalisque	459240	E
Optik	459960	*
Orissa	460340	E
Panache	460660	E
Passage	458360	H
Pavement	459740	*
Pebble Wool	457401	*
Pebble Wool Multi	461200	*
Perception	462740	E
Perhaps	458390	B
Picket Fence	404201	E
Pictogram	459280	G
Pipa	459490	C
Platform	458430	C
Plexus	459500	C
Prato by Kvadrat	460980	D
Prato Plain by Kvadrat	462460	D
Pro by Kvadrat	460940	D
Quadrant	461300	E
Quatrefoil	459340	*
Radiant	462500	G
Ranger	458690	C
Reveal	462600	E
Revert	458780	F
Rhapsody	404405	D
Rivet	462400	D
Salon	458670	F
Scout	405601	C
Secession	458510	*
Segment	462790	D
Sequence	408401	F
Setting	462520	C
Shimmy	460650	C
Single File	406002	A
Skate	462370	D
Small Dot Pattern	458320	H
Soiree	458530	*
Solace	704901	F
Splendor	404401	D
Spring	460500	*
Staggered Stripe	462090	C
Strut	461390	F
Suggestion	459140	F
Suspense	458260	*
Sway	460004	D
Swerve	462530	D
Switchboard	406007	B
Swivel	408701	G

\*Contact factory for pricing

Fabric	Pattern Number	Grade
System	461060	F
Tabla	459020	F
Tabula	460510	G
Taku	462300	E
Teeter	458080	B
Tinta by Kvadrat	460790	D
Token	461760	F
Tonica by Kvadrat	460850	D
Tonus by Kvadrat	460800	D
Toostripe	462260	*
Topas by Kvadrat	460860	D
Topic	461150	B
Transport Wool	459170	F
Trapez	462550	*
Traverse	462210	G
Tribe	407201	F
Trinket	459150	C
Tundra by Kvadrat	460820	E
Undulating Stripe	462060	E
Unisol	461160	*
Untitled	408901	C
Venue	462630	E
Verso	458890	F
Vignette	461750	C
Vision	461310	F
Voyage	456801	H
Wanderlust	702901	F
Waterfront	461690	C
Wavering Stripe	407805	E
Wayfare	403604	B
Weimar	461980	G
Wicker	460360	*
Wildwood	405401	E
Yanagi	459510	C
Zag	462780	B

ALL SEATING

## Customer's Own Material Program

**The Customer's Own Material and Customer's Own Leather (COM)/(COL) program** allows customers the opportunity to select non-standard, non-graded-in Vecta fabrics and leather. Through the COM/COL program, we will evaluate your materials for application on our products. Once completed, you may place your order.

The COM/COL program consists of the following steps:

- Select COM fabric or COL leather.
- Submit sample for evaluation.
- Application results.
- Determine yardage requirements.
- Submit COM or COL order to upholstery manufacturer.
- Submit chair order to Vecta.

### Select COM Fabric or COL Leather

**Resilience and workability are vital.** Fabrics with a high wool content are the most resilient and will have a greater chance of acceptance. However, acceptance is based on workability of fabric, not lasting resilience. Vecta cannot be responsible for COM/COL that upholsters well, but has insufficient resilience qualities during use. When choosing your COM/COL, consider that your location may have special fire code requirements.

**Use of latex backing.** Abrasion tests show that fabrics with backing withstand more abrasion than fabrics without backing. Backing not only helps keep the fabric from unraveling, but it also helps reduce the amount of stretch, which lessens the puckering of some fabrics. The life of the foam is increased, since the backing keeps water, dirt, and dust away. If materials supplied do not include backing, Vecta will manufacture chairs as long as Vecta quality levels are maintained. Leather and vinyl do not require backing.

### Submit Sample for Evaluation

**Once you have selected a fabric or leather and before you send it to Vecta,** you must submit a non-returnable sample to Vecta that is at least 6" x 12" and shows any pattern repeat. Include manufacturer's name, pattern number, and fabric content and width. Specify instructions for application of stripe and pattern direction; otherwise, Vecta will determine pattern direction.

► See *Standard application of patterns*, page 28.

## Application Results

**An acceptance number** is given to the application request. Although acceptance of an upholstery means that the materials can be applied to the intended products, acceptance does not constitute any responsibility or warranty on Vecta's part as to appearance, behavior, or durability of COM or COL.

### Determine Yardage Requirements

**The amount of material needed** depends on a variety of factors, including type of upholstery, pattern repeat, chair line, and quantity. Add 5 percent to purchased yardage requirements if fabric must be tested for fire retardancy.

► See *Seating Yardage Requirements*, page 39, for details.

### Submit COM or COL Order to Upholstery Manufacturer

**Once application has been accepted and yardage determined,** you can submit your COM/COL order to the upholstery manufacturer.

*Tip: When placing material order, have material tagged with your purchase order number.*

### Submit Chair Order to Vecta

**After you have received your fabric from the upholstery manufacturer,** send the material and your chair order to Vecta. Ship prepaid and label with the dealer name, purchase order number with the name and number of the fabric, acceptance number, and product number. If required, supply documentation that COM/COL meets specified fire code.

**Orders that include COM/COL** are not scheduled into production until all COM/COL materials have been received and inspected. If partial order entry is required, indicate partial order details on purchase order, or forward orders with standard products and COM/COL products on separate purchase orders.

*Example: For an order of 40 chairs with standard fabric and 10 chairs with COM fabric, none of the chairs will be produced until the COM material is received and inspected. To expedite the 40 chairs with standard fabric, use a separate purchase order.*

## Seating Yardage Requirements

**This section provides yardage requirements** for Customer's Own Material (COM) and Customer's Own Leather (COL), vinyl and simulated leather. Customer's Own Leather is measured in square footage.

**For your convenience, all yardage and footage requirements** are listed by chair line in product number order.

**Yardage requirements for standard application** are listed on the following page. Requirements are calculated according to the specific product and based on 54"W solid fabric with no pattern repeat. *Exception: Yardage requirements in this section do not apply to knapped fabrics or Kelly Series chairs. Call Vecta customer service at 972.641.2860 for details.*

► See *Standard applications of patterns*, page 28.

**COL requirements** are based on average hides of 45 square feet. Hides less than 45 square feet may require additional leather.

**Suede** requires additional material. Add 10 percent to your leather requirements for Customer's Own Leather square footage calculation.

**Non-standard application** will require additional yardage.

**For non-standard application**, please contact Vecta customer service at 972.641.2860 to verify yardage requirements and feasibility. Your purchase order must clearly state the non-standard application.

**To order multiple numbers of identical chairs**, multiply the yardage (footage) number that corresponds to the chair's product number by the number of chairs you want.

*Example: 10 Assisa 102350 x 0.8 yards = 8 yards*

**Solid fabrics (without patterns or stripes)** require less material when applied to multiple-chair orders. Table below shows adjusted quantities.

Number of chairs	Fabric required
26 to 50	2 percent less
51 to 75	3 percent less
76 to 100	4 percent less
100 or more	5 percent less

*Example: 50 Assisa 102350 x 0.8 yards = 40 yards  
40 yards x .02 percent = 0.8  
40 yards - 0.8 = 39.2 yards*

**Chairs that are covered with a solid color fabric less than 54"W** require additional material. If fabric is 50"W, add 10 percent to your calculation. If fabric is 48"W, add 15 percent to your calculations.

**Chairs that are covered with fabric that have a pattern repeat of 2" or more** require additional material. Table below shows adjusted quantities.

Pattern repeat	Fabric required
<i>54"W fabric</i>	
2" to 9"	10 percent more
10" to 17"	15 percent more
18" to 24"	20 percent more
25" or more	25 percent more
<i>50"W fabric</i>	
2" to 9"	20 percent more
10" to 17"	25 percent more
18" to 24"	30 percent more
25" or more	Contact Vecta customer service
<i>48"W fabric</i>	
2" to 9"	25 percent more
10" to 17"	30 percent more
18" to 24"	35 percent more
25" or more	Contact Vecta customer service

**Yield** refers to the number of chairs that can be accommodated from the fabric or leather. If a chair has an upholstered seat only, yield refers to upholstery for seat. If a chair is fully upholstered, yield refers to upholstery for seat and back. Because of the cut of the material, it is sometimes possible to get more than one chair from the fabric or leather. In these cases, yield will be two. Otherwise, only one chair will be accommodated from the material.

## Seating Yardage Requirements, continued

### Based on 54"W Solid Fabric

Product Number	COM Yardage	Yield	Simulated Leather Yardage	COL Square Footage
<b>Assisa</b>				
<b>102450SC</b>	0.7	1 or 2	0.7	4
<b>102450C</b>	0.8	1	0.8	8
<b>102455SC</b>	0.7	1 or 2	0.7	4
<b>102455C</b>	0.8	1	0.8	8
<b>102456SC</b>	0.7	1 or 2	0.7	4
<b>102456C</b>	0.8	1	0.8	8
<b>102450SG</b>	0.7	1 or 2	0.7	4
<b>102450G</b>	0.8	1	0.8	8
<b>102455SG</b>	0.7	1 or 2	0.7	4
<b>102455G</b>	0.8	1	0.8	8
<b>102456SG</b>	0.7	1 or 2	0.7	4
<b>102456G</b>	0.8	1	0.8	8
<b>102458S</b>	0.7	1 or 2	0.7	4
<b>102458</b>	0.8	1	0.8	8
<b>202350S</b>	0.7	1 or 2	0.7	4
<b>202350</b>	0.8	1	0.8	8
<b>202355S</b>	0.7	1 or 2	0.7	4
<b>202355</b>	0.8	1	0.8	8
<b>202356S</b>	0.7	1 or 2	0.7	4
<b>202356</b>	0.8	1	0.8	8

#### Bira Series ▶ Page 42

#### 4 O'Clock AM+ T-Arms

<b>407121</b>	1.5	1	1.5	26
<b>408121</b>	1.6	1	1.6	—

#### Upholstered T-Arms Yardage

0.8	1 to 3	0.8	5
-----	--------	-----	---

#### 4 O'Clock AM+ Armless

<b>417120</b>	1.7	1	1.7	28
---------------	-----	---	-----	----

*Tip: 4 O'Clock upholstered arms yardage yield is per set(s).*

Product Number	COM Yardage	Yield	Simulated Leather Yardage	COL Square Footage
<b>4 O'Clock PM Loop Arms</b>				
<b>415117</b>	2.1	1	2.1	34
<b>415127</b>	1.8	1	1.8	28
<b>405117</b>	1.6	1	1.6	25
<b>406117</b>	1.6	1	1.6	—

#### Upholstered Loop Arms Yardage

—	1 set	0.5	6
---	-------	-----	---

#### 4 O'Clock PM T-Arms

<b>415118</b>	2.1	1	2.1	34
<b>415116</b>	1.8	1	1.8	28
<b>405116</b>	1.6	1	1.6	25
<b>406116</b>	1.6	1	1.6	—

#### Upholstered T-Arms Yardage

0.8	1 to 3	0.8	5
-----	--------	-----	---

#### 4 O'Clock PM Armless

<b>405115</b>	1.6	1	1.6	25
---------------	-----	---	-----	----

#### Indy

<b>563235</b>	2.5	1	2.5	38
<b>563245<sup>1</sup></b>	2.5	1	2.5	8
<b>563245<sup>2</sup></b>	—	1	—	46
<b>563236</b>	2.5	1	2.5	38
<b>563246<sup>1</sup></b>	2.5	1	2.5	8
<b>563246<sup>2</sup></b>	—	1	—	46
<b>562135</b>	2.2	1	2.2	35
<b>562145<sup>1</sup></b>	2.2	1	2.2	8
<b>562145<sup>2</sup></b>	—	1	—	43
<b>562136</b>	2.2	1	2.2	35
<b>562146<sup>1</sup></b>	2.2	1	2.2	8
<b>562146<sup>2</sup></b>	—	1	—	43

<sup>1</sup>COM with leather arms

<sup>2</sup>COL with leather arms

*Tip: Indy upholstered arms are not available in COM.*

**Seating Yardage Requirements, continued**  
**Based on 54"W Solid Fabric**

Product Number	COM Yardage	Yield	Simulated Leather Yardage	COL Square Footage
<b>Kart</b>				
<b>126201S</b>	1	2	1	12
<b>126201</b>	1	1	1	19
<b>126200S</b>	1	2	1	12
<b>126200</b>	1	1	1	19
<b>126201SST</b>	1	2	1	12
<b>126201ST</b>	1	1	1	19
<b>126200SST</b>	1	2	1	12
<b>126200ST</b>	1	1	1	19
<b>126211SST</b>	1	2	1	12
<b>126211ST</b>	1	1	1	19
<b>126211S</b>	1	2	1	12
<b>126211</b>	1	1	1	19
<b>Kelly Series</b> ▶ Page 42				
<b>Lucy</b>				
<b>L5000</b>	0.8	1	0.8	14
<b>L5100</b>	1.5	1	1.5	26
<b>Lyric</b>				
<b>102650S</b>	0.7	1 or 2	0.7	5
<b>102650</b>	0.7	1	0.7	9
<b>102600S</b>	0.7	1 or 2	0.7	5
<b>102600</b>	0.7	1	0.7	9

Product Number	COM Yardage	Yield	Simulated Leather Yardage	COL Square Footage
<b>Opera</b>				
<b>582151</b>	0.7	1	0.7	9
<b>582152</b>	0.7	1	0.7	9
<b>580151</b>	0.7	1	0.7	9
<b>580152</b>	0.7	1	0.7	9
<b>582151S</b>	0.7	1 or 2	0.7	4
<b>582152S</b>	0.7	1 or 2	0.7	4
<b>580151S</b>	0.7	1 or 2	0.7	4
<b>580152S</b>	0.7	1 or 2	0.7	4
<b>582181</b>	0.7	1	0.7	9
<b>582182</b>	0.7	1	0.7	9
<b>580181</b>	0.7	1	0.7	9
<b>580182</b>	0.7	1	0.7	9
<b>582181S</b>	0.7	1 or 2	0.7	4
<b>582182S</b>	0.7	1 or 2	0.7	4
<b>580181S</b>	0.7	1 or 2	0.7	4
<b>580182S</b>	0.7	1 or 2	0.7	4
<b>Rosa</b>				
<b>130211S</b>	0.8	1 or 2	0.8	6
<b>130211</b>	0.8	1	0.8	11
<b>130322S</b>	0.8	1 or 2	0.8	6
<b>130322</b>	0.8	1	0.8	11
<b>130433S</b>	0.8	1 or 2	0.8	6
<b>130433</b>	0.8	1	0.8	11
<b>61 Series</b>				
<b>612179</b>	2.4	1	2.4	35
<b>612232<sup>1</sup></b>	2.4	1	2.4	35
<b>612232<sup>2</sup></b>	—	1	—	2
<b>612197<sup>1</sup></b>	2.4	1	2.4	35
<b>612197<sup>2</sup></b>	—	1	—	2

<sup>1</sup>COM with leather arms<sup>2</sup>COL with leather arms

ALL SEATING

Seating Yardage Requirements, continued  
For Bira and Kelly

Product Number	Fabric—Standard			Fabric—Non-Standard			Leather—Standard	
	Selvage to Selvage	Selvage to Selvage Narrow	Selvage to Selvage Narrow	Up the Bolt	Up the Bolt Narrow	Up the Bolt Narrow	Leather Sq. Ft.	Simulated Leather
	54" width	51" width	48" width	54" width	51" width	48" width		54" width
Bira Yardage Requirements								
782266	3 yds.	N.A.	N.A.	3.5 yds.	3.5 yds.	3.5 yds.	48 sq. ft.	3 yds.
782270	2.8 yds.	N.A.	N.A.	3.3 yds.	3.3 yds.	3.3 yds.	47 sq. ft.	2.8 yds.
Kelly Yardage Requirements								
752266	2.8 yds.	N.A.	N.A.	3.4 yds.	3.4 yds.	N.A.	46 sq. ft.	2.7 yds.
752270	2.7 yds.	3.2 yds.	N.A.	3.2 yds.	3.2 yds.	N.A.	45 sq. ft.	2.6 yds.
753270	1.9 yds.	2.8 yds.	N.A.	3.2 yds.	3.2 yds.	3.2 yds.	38 sq. ft.	2.2 yds.
752010	1.9 yds.	2.8 yds.	2.8 yds.	3.1 yds.	3.1 yds.	3.1 yds.	35 sq. ft.	2 yds.

Tip: Bira and Kelly yardage yields one chair.

## Fire Retardancy

### Compliance with Industry Standards

**All Vecta upholstered seating products comply with the following industry standards:** BIFMA Voluntary Upholstered Furniture Flammability Standard for Business and Institutional Markets X5.7–1991 and California Technical Bulletin 117 (Cal 117). Test results are available by request.

### California Technical Bulletin 133 (Cal 133)

**California Technical Bulletin 133** is a full-scale fire performance test of the complete unit of upholstered seating furniture. Individual furniture components, such as fabric or foam, cannot comply with requirements of the test.

In states that stipulate Cal 133 compliance, most require compliance only in “high-risk public occupancies” which generally include the following:

- Jails, prisons and penal institutions
- Hospitals, mental health facilities and similar healthcare facilities
- Nursing homes, board and care facilities, and convalescent homes
- Child day care centers
- Public auditoriums and stadiums
- Public assembly areas containing 10 or more articles of seating furniture and located in hotels, motels, and lodging houses.

**To comply with Cal 133**, Vecta uses interliner or protective barrier technology. This barrier plays an active part in extinguishing flames on the chair’s surface. In case of fire, the coating from the barrier decomposes, turns into ash, and seals air and heat from the foam.

**Evidence of compliance** has been demonstrated with actual tests on Vecta product, performed at the laboratories of the California Department of Consumer Affairs, Bureau of Home Furnishings, and Thermal Insulation or Omega Point Laboratories.

**A certification label** is attached to the underside of each chair that complies with Cal 133. This label must remain on the product.

**Port Authority of New York and New Jersey and Boston** will accept California Technical Bulletin 133 approvals.

### Pricing

Call customer service for Cal 133 approval and upcharge.

### Compliance with Other Standards

**To meet fire retardancy standards other than BIFMA and Cal 117**, contact Vecta customer service at 972.641.2860 with specific fire retardant specifications, including test requirements. Manufacturer’s material required to meet fire retardant standards can affect shipping weights. Additional lead time may be required for this modification. Contact Vecta customer service at 972.641.2860 for information on fire retardancy for COM/COL.

Shipment

All chairs are shipped fully assembled, FOB origin, freight prepaid, and allowed. Assisa tablet arm assembly and bookrack are shipped ready to assemble.

Chairs are shipped one to a carton. Following are exceptions:

Chair	Quantity per carton
Assisa plastic stacking	4
Kart stacking	2
Lyric	2
Rosa	2



## Seating Dimensions Guide

	Overall			Seat			Arm		Foot Ring
	Depth	Width	Height	Depth	Width	Height	Height Above Floor	Height Above Seat	Height
<b>Assisa Four-Leg (caster or glide)</b>									
Plastic Stacking	21.5"	21.5"	30.75"	18"	18.5"	18"	N.A.	N.A.	N.A.
Plastic Non-Stacking	25"	21.5"	30.75"	18"	18.5"	18"	26.25" (tablet arm)	9.25" (tablet arm)	N.A.
Plastic Stacking Stool	25"	21.5"	41"	18"	18.5"	28"	N.A.	N.A.	10.75" (foot rest above floor)
<b>Assisa Sled Base</b>									
Plastic Stacking	21.5"	20.75"	30.25"	18"	18.5"	18"	N.A.	N.A.	N.A.
Plastic Non-Stacking	25"	20.75"	30.25"	18"	18.5"	18"	26.25" (tablet arm)	9.25" (tablet arm)	N.A.
<b>Bira Series</b>									
High Back	26"	26"	39.75"–43.25"	17.75"	19.5"	16"–20.5"	24.75"–28.25"	8.5"	N.A.
Mid Back	26"	26"	36.75"–40.25"	17.75"	19.5"	16"–20.5"	24.75"–28.25"	8"	N.A.
<b>4 O'Clock Series AM+</b>									
High Back Armless	23"	25.5"	36.5"–41.5"	16.5"	18.5"	16"–20.5"	24"–29"	N.A.	N.A.
Mid Back T-Arm	24"	25.5"	34"–39"	16.5"	18.5"	16"–20.5"	24.5"–29.5"	7"	N.A.
<b>4 O'Clock Series PM</b>									
Executive Loop Arm	26"	25.75"	42.5"–47.25"	17.75"	20.5"	16"–20.5"	24.5"–29.5"	7.25"	N.A.
High Back Loop Arm	26"	25.75"	36.5"–41.5"	17.75"	20.38"	16"–20.5"	24.5"–29.5"	7.25"	N.A.
Mid Back Loop Arm	26"	24.25"	33.75"–38.75"	17.75"	19"	16"–20.5"	24.63"–29.63"	7.25"	N.A.
Executive T-Arm	26"	26.5"	42.5"–47.5"	17.75"	19.5"	16"–20.5"	24"–29"	7"	N.A.
High Back T-Arm	26"	26.5"	36.5"–41.5"	17.75"	19.5"	16"–20.5"	24"–29"	7"	N.A.
Mid Back T-Arm	23"	25.5"	33.5"–38.5"	17.75"	18.5"	16"–20.5"	24"–29"	7"	N.A.
Mid Back Armless	23"	25.5"	33.5"–38.5"	17.75"	18.5"	16"–20.5"	N.A.	N.A.	N.A.
<b>Indy</b>									
Executive High Back	27"	26"	41.75"–47.12"	18.75"	21.5"	16.5"–21.62"	24.62"–30"	7.5"	N.A.
High Back	25"	26"	35.88"–41.25"	18.75"	21.5"	16.5"–21.62"	24.62"–30"	7.5"	N.A.

Seating Dimensions Guide, continued

	Overall			Seat			Arm		Foot Ring
	Depth	Width	Height	Depth	Width	Height	Height Above Floor	Height Above Seat	Height
<b>Kart</b>									
Nesting	22.5"	24.5"	32.5"–38"	17.75"	19"	16"–21"	25"–30.5"	8"	N.A.
Stacking	22.8"	22.25"	32.88"	18.25"	19.70"	17.87"	26"	8.16"	N.A.
Stool on Casters	22.5"	24.5"	36.5"–44"	17.75"	19"	21"–28.5"	30.5"–38"	8"	8.25"–15.5"
Four-Leg Stool	25"	22.24"	46"	18.25"	19.70"	30"	38.16"	8.16"	13.25" (foot rest above floor)
<b>Kelly Series</b>									
High Back	26"	26"	39.75"–43.25"	18.25"	20.5"	16"–20.5"	24.75"–28.25"	8.5"	N.A.
Mid Back	26"	26"	36.75"–40.25"	18.25"	20.5"	16"–20.5"	24.75"–28.25"	8.5"	N.A.
Low Back	26"	26"	33.75"–37.25"	18.25"	20.5"	16"–20.5"	24.75"–28.25"	8.5"	N.A.
<b>Lucy</b>									
Executive High Back	23.5"	25.5"–29.5"	37"–42"	17.69"–20.63"	16"–25.5"	15.875"–20.875"	22.75"–32"	5.5"–9.5"	N.A.
<b>Lyric</b>									
Armless Stacking	22.25"	19"	31.5"	17"	16.25"	17.5"	N.A.	N.A.	N.A.
Stacking	22.25"	21"	31.5"	17"	16.25"	17.5"	26.5"	9.5"	N.A.
<b>Opera</b>									
Non-Upholstered Stackable	21.5"	24.5"	30.75"	16.5"	18.25"	17"	25"	8.25"	N.A.
Upholstered Stackable	21.5"	24.5"	30.75"	16.25"	18.25"	17.75"	25"	8.25"	N.A.
Non-Upholstered Sled Base	22.5"	24.5"	32"	16.5"	18.25"	18.25"	26.25"	8.25"	N.A.
Upholstered Sled Base	22.5"	24.5"	32"	16.25"	18.25"	19"	26.25"	8.25"	N.A.
<b>Rosa</b>									
Non-Upholstered Arm, Armless	20.08"	18.89"	30.70"	17.48"	16.53"	17"	26.10"	8.66"	N.A.
Upholstered Arm, Armless	20.08"	18.89"	30.70"	17.48"	16.53"	17.625"	26.10"	8.66"	N.A.
<b>61 Series</b>									
With Casters	25.5"	23.75"	30.25"–34.75"	18.25"	19.75"	14.75–19.25"	21.5–26"	6.75"	N.A.
Sled Base	24"	26.5"	34"	18.5"	22.5"	18"	25"	6.75"	N.A.

- Master Class, page 24    ► Seating Yardage Requirements, page 40  
 ► Product weights, page 382    ► Seating Dimensions, page 45

**Standard Includes**

- Frame: tubular steel with black or silver powder coat
- Hard, dual-wheel casters for use on carpet or floors: black
- Separate contoured seat and back: polypropylene with matte finish and gloss border
- Upholstered seat or upholstered seat and back, if selected
- Upholstery, if selected: Vecta fabrics, leather, vinyl, or approved COM

*Tip: COM and COL must be approved for use. Call Vecta at 972.641.2860.*

► *Seating Yardage Requirements, page 40*

**Required to Specify**

- Product number
- Powder coat color number and name for frame
  - 1014 Black
  - 1046 Silver
- Plastic color number and name for seat and back:
  - 2001 Greyhound
  - 2002 Chalk
  - 2006 Cucumber
  - 2009 Salsa
  - 2010 Blueberry
  - 2011 Caviar
- Fabric company, style name, style number, and color number, if upholstered chair selected

► *Surface Materials, page 30*

**Accessories**

- **Dolly** ► page 54
- **Bookrack** ► page 54
- **Right-Hand Tablet Arm** ► page 55

**Armless**

Non-upholstered



Upholstered seat



Upholstered seat and back

✱ = Vecta Express,  
 ► Page 6

	<b>102400C</b>		<b>102450SC</b>		<b>102450C</b>	
	<b>U.S.</b>	<b>Canada</b>	<b>U.S.</b>	<b>Canada</b>	<b>U.S.</b>	<b>Canada</b>
Non-upholstered	\$220	<i>\$308</i>	N.A.	<i>N.A.</i>	N.A.	<i>N.A.</i>
COM	N.A.	<i>N.A.</i>	\$325	<i>\$455</i>	\$357	<i>\$500</i>
Grade 4000	N.A.	<i>N.A.</i>	\$325	<i>\$455</i>	\$357	<i>\$500</i>
Grade 5000	N.A.	<i>N.A.</i>	\$332	<i>\$465</i>	\$364	<i>\$510</i>
COL	N.A.	<i>N.A.</i>	\$332	<i>\$465</i>	\$364	<i>\$510</i>
Leather 1	N.A.	<i>N.A.</i>	\$497	<i>\$696</i>	\$529	<i>\$741</i>
Leather 2	N.A.	<i>N.A.</i>	\$512	<i>\$717</i>	\$543	<i>\$760</i>
Group A	N.A.	<i>N.A.</i>	\$343	<i>\$480</i>	\$375	<i>\$525</i>
Group B	N.A.	<i>N.A.</i>	\$348	<i>\$487</i>	\$380	<i>\$532</i>
Ultraleather	N.A.	<i>N.A.</i>	\$348	<i>\$487</i>	\$380	<i>\$532</i>
Group C	N.A.	<i>N.A.</i>	\$349	<i>\$489</i>	\$381	<i>\$534</i>
Brisa	N.A.	<i>N.A.</i>	\$349	<i>\$489</i>	\$381	<i>\$534</i>
Group D	N.A.	<i>N.A.</i>	\$350	<i>\$490</i>	\$382	<i>\$535</i>
Group E	N.A.	<i>N.A.</i>	\$354	<i>\$496</i>	\$385	<i>\$539</i>
Group F	N.A.	<i>N.A.</i>	\$359	<i>\$503</i>	\$390	<i>\$546</i>
Group G	N.A.	<i>N.A.</i>	\$371	<i>\$519</i>	\$403	<i>\$564</i>
Group H	N.A.	<i>N.A.</i>	\$391	<i>\$547</i>	\$423	<i>\$592</i>

- Master Class, page 24    ► Seating Yardage Requirements, page 40  
 ► Product weights, page 382    ► Seating Dimensions, page 45

**Standard Includes**

- Frame: tubular steel with black or silver powder coat
- Hard, dual-wheel casters for use on carpet or floors: black
- Separate contoured seat and back: polypropylene with matte finish and gloss border
- Upholstered seat or upholstered seat and back, if selected
- Upholstery, if selected: Vecta fabrics, leather, vinyl, or approved COM  
*Tip: COM and COL must be approved for use. Call Vecta at 972.641.2860.*
- *Seating Yardage Requirements, page 40*
- Tablet arm with pencil tray: black writing tablet with black or silver powder coat support arm to match frame
- Bookrack, if selected: black powder coat or chrome

**Required to Specify**

- Product number
- Powder coat color number and name for frame and tablet support arm:
  - 1014 Black
  - 1046 Silver
- Plastic color number and name for seat and back:
  - 2001 Greyhound
  - 2002 Chalk
  - 2006 Cucumber
  - 2009 Salsa
  - 2010 Blueberry
  - 2011 Caviar
- Fabric company, style name, style number, and color number, if upholstered chair selected
- Color number and name for bookrack, if selected:
  - 0053 Chrome
  - 1014 Black
- *Surface Materials, page 30*

**With Right-Hand Tablet Arm**

Non-upholstered



Upholstered seat



Upholstered seat and back

**With Right-Hand Tablet Arm and Bookrack**

Non-upholstered



Upholstered seat



Upholstered seat and back

	<b>102405C</b>		<b>102455SC</b>		<b>102455C</b>		<b>102406C</b>		<b>102456SC</b>		<b>102456C</b>	
	U.S.	Canada	U.S.	Canada	U.S.	Canada	U.S.	Canada	U.S.	Canada	U.S.	Canada
Non-upholstered	\$311	\$436	N.A.	N.A.	N.A.	N.A.	\$372	\$521	N.A.	N.A.	N.A.	N.A.
COM	N.A.	N.A.	\$407	\$570	\$438	\$613	N.A.	N.A.	\$461	\$645	\$492	\$689
Grade 4000	N.A.	N.A.	\$407	\$570	\$438	\$613	N.A.	N.A.	\$461	\$645	\$492	\$689
Grade 5000	N.A.	N.A.	\$414	\$580	\$445	\$623	N.A.	N.A.	\$468	\$655	\$500	\$700
COL	N.A.	N.A.	\$414	\$580	\$445	\$623	N.A.	N.A.	\$468	\$655	\$500	\$700
Leather 1	N.A.	N.A.	\$593	\$830	\$611	\$855	N.A.	N.A.	\$633	\$886	\$665	\$931
Leather 2	N.A.	N.A.	\$593	\$830	\$625	\$875	N.A.	N.A.	\$647	\$905	\$679	\$951
Group A	N.A.	N.A.	\$425	\$595	\$456	\$638	N.A.	N.A.	\$480	\$672	\$511	\$716
Group B	N.A.	N.A.	\$430	\$602	\$461	\$645	N.A.	N.A.	\$484	\$677	\$516	\$723
Ultraleather	N.A.	N.A.	\$430	\$602	\$461	\$645	N.A.	N.A.	\$484	\$677	\$516	\$723
Group C	N.A.	N.A.	\$431	\$604	\$462	\$647	N.A.	N.A.	\$485	\$679	\$517	\$724
Brisa	N.A.	N.A.	\$431	\$604	\$462	\$647	N.A.	N.A.	\$485	\$679	\$517	\$724
Group D	N.A.	N.A.	\$432	\$605	\$463	\$648	N.A.	N.A.	\$486	\$680	\$518	\$725
Group E	N.A.	N.A.	\$435	\$609	\$466	\$652	N.A.	N.A.	\$489	\$684	\$521	\$730
Group F	N.A.	N.A.	\$440	\$616	\$471	\$659	N.A.	N.A.	\$494	\$691	\$526	\$737
Group G	N.A.	N.A.	\$454	\$636	\$496	\$694	N.A.	N.A.	\$508	\$711	\$539	\$755
Group H	N.A.	N.A.	\$473	\$662	\$504	\$705	N.A.	N.A.	\$527	\$737	\$558	\$781

- Master Class, page 24    ► Seating Yardage Requirements, page 40  
 ► Product weights, page 382    ► Seating Dimensions, page 45

**Standard Includes**

- Frame: tubular steel with black or silver powder coat
- Glides: black
- Separate contoured seat and back: polypropylene with matte finish and gloss border
- Upholstered seat or upholstered seat and back, if selected
- Upholstery, if selected: Vecta fabrics, leather, vinyl, or approved COM

*Tip: COM and COL must be approved for use. Call Vecta at 972.641.2860.*

► *Seating Yardage Requirements, page 40*

**Required to Specify**

- Product number
  - Powder coat color number and name for frame
    - 1014 Black
    - 1046 Silver
  - Plastic color number and name for seat and back:
    - 2001 Greyhound
    - 2002 Chalk
    - 2006 Cucumber
    - 2009 Salsa
    - 2010 Blueberry
    - 2011 Caviar
  - Fabric company, style name, style number, and color number, if upholstered chair selected
- *Surface Materials, page 30*

**Accessories**

- **Dolly** ► page 54
- **Bookrack** ► page 54
- **Right-Hand Tablet Arm** ► page 55

**Armless**

Non-upholstered

**102400G****U.S.****Canada**

Upholstered seat

**102450SG****U.S.****Canada**

Upholstered seat and back

**102450G****U.S.****Canada**

✂ = Vecta Express,  
 ► Page 6

	U.S.	Canada	U.S.	Canada	U.S.	Canada
Non-upholstered	\$220	\$380	N.A.	N.A.	N.A.	N.A.
COM	N.A.	N.A.	\$325	\$455	\$357	\$500
Grade 4000	N.A.	N.A.	\$325	\$455	\$357	\$500
Grade 5000	N.A.	N.A.	\$332	\$465	\$364	\$510
COL	N.A.	N.A.	\$332	\$465	\$364	\$510
Leather 1	N.A.	N.A.	\$497	\$696	\$529	\$741
Leather 2	N.A.	N.A.	\$512	\$717	\$543	\$760
Group A	N.A.	N.A.	\$343	\$480	\$375	\$525
Group B	N.A.	N.A.	\$348	\$487	\$380	\$532
Ultraleather	N.A.	N.A.	\$348	\$487	\$380	\$532
Group C	N.A.	N.A.	\$349	\$489	\$381	\$534
Brisa	N.A.	N.A.	\$349	\$489	\$381	\$534
Group D	N.A.	N.A.	\$350	\$490	\$382	\$535
Group E	N.A.	N.A.	\$354	\$496	\$385	\$539
Group F	N.A.	N.A.	\$359	\$503	\$390	\$546
Group G	N.A.	N.A.	\$371	\$519	\$403	\$564
Group H	N.A.	N.A.	\$391	\$547	\$423	\$592

- Master Class, page 24    ► Seating Yardage Requirements, page 40  
► Product weights, page 382    ► Seating Dimensions, page 45

**Standard Includes**

- Frame: tubular steel with black or silver powder coat
- Glides: black
- Separate contoured seat and back: polypropylene with matte finish and gloss border
- Upholstered seat or upholstered seat and back, if selected
- Upholstery, if selected: Vecta fabrics, leather, vinyl, or approved COM  
*Tip: COM and COL must be approved for use. Call Vecta at 972.641.2860.*
- *Seating Yardage Requirements, page 40*
- Tablet arm with pencil tray: black writing tablet with black or silver powder coat support arm to match frame
- Bookrack, if selected: black powder coat or chrome

**Required to Specify**

- Product number
- Powder coat color number and name for frame and tablet support arm:
  - 1014 Black
  - 1046 Silver
- Plastic color number and name for seat and back:
  - 2001 Greyhound
  - 2002 Chalk
  - 2006 Cucumber
  - 2009 Salsa
  - 2010 Blueberry
  - 2011 Caviar
- Fabric company, style name, style number, and color number, if upholstered chair selected
- Color number and name for bookrack, if selected:
  - 0053 Chrome
  - 1014 Black
- *Surface Materials, page 30*

**With Right-Hand Tablet Arm**

Non-upholstered



Upholstered seat



Upholstered seat and back

**With Right-Hand Tablet Arm and Bookrack**

Non-upholstered



Upholstered seat



Upholstered seat and back

	<b>102405G</b>		<b>102455SG</b>		<b>102455G</b>		<b>102406G</b>		<b>102456SG</b>		<b>102456G</b>	
	U.S.	Canada	U.S.	Canada	U.S.	Canada	U.S.	Canada	U.S.	Canada	U.S.	Canada
Non-upholstered	\$311	\$436	N.A.	N.A.	N.A.	N.A.	\$372	\$521	N.A.	N.A.	N.A.	N.A.
COM	N.A.	N.A.	\$407	\$570	\$438	\$613	N.A.	N.A.	\$461	\$645	\$492	\$689
Grade 4000	N.A.	N.A.	\$407	\$570	\$438	\$613	N.A.	N.A.	\$461	\$645	\$492	\$689
Grade 5000	N.A.	N.A.	\$414	\$580	\$445	\$623	N.A.	N.A.	\$468	\$655	\$500	\$700
COL	N.A.	N.A.	\$414	\$580	\$445	\$623	N.A.	N.A.	\$468	\$655	\$500	\$700
Leather 1	N.A.	N.A.	\$579	\$811	\$611	\$855	N.A.	N.A.	\$633	\$886	\$665	\$931
Leather 2	N.A.	N.A.	\$593	\$830	\$625	\$875	N.A.	N.A.	\$647	\$905	\$679	\$951
Group A	N.A.	N.A.	\$425	\$595	\$456	\$638	N.A.	N.A.	\$480	\$672	\$511	\$716
Group B	N.A.	N.A.	\$430	\$602	\$461	\$645	N.A.	N.A.	\$484	\$677	\$516	\$723
Ultraleather	N.A.	N.A.	\$430	\$602	\$461	\$645	N.A.	N.A.	\$484	\$677	\$516	\$723
Group C	N.A.	N.A.	\$431	\$604	\$462	\$647	N.A.	N.A.	\$485	\$679	\$517	\$724
Brisa	N.A.	N.A.	\$431	\$604	\$462	\$647	N.A.	N.A.	\$485	\$679	\$517	\$724
Group D	N.A.	N.A.	\$432	\$605	\$463	\$648	N.A.	N.A.	\$486	\$680	\$518	\$725
Group E	N.A.	N.A.	\$435	\$609	\$466	\$652	N.A.	N.A.	\$489	\$684	\$521	\$730
Group F	N.A.	N.A.	\$440	\$616	\$471	\$659	N.A.	N.A.	\$494	\$691	\$526	\$737
Group G	N.A.	N.A.	\$454	\$636	\$496	\$694	N.A.	N.A.	\$508	\$711	\$539	\$755
Group H	N.A.	N.A.	\$473	\$662	\$504	\$705	N.A.	N.A.	\$527	\$737	\$558	\$781

- Master Class, page 24    ► Seating Yardage Requirements, page 40  
 ► Product weights, page 382    ► Seating Dimensions, page 45

**Standard Includes**

- Frame: tubular steel with black or silver powder coat
- Glides: black
- Separate contoured seat and back: polypropylene with matte finish and gloss border
- Upholstered seat or upholstered seat and back, if selected
- Upholstery, if selected: Vecta fabrics, leather, vinyl, or approved COM

*Tip: COM and COL must be approved for use. Call Vecta at 972.641.2860.*

► *Seating Yardage Requirements, page 40*

*Tip: Stacks three high.*

**Required to Specify**

- Product number
  - Powder coat color number and name for frame
    - 1014 Black
    - 1046 Silver
  - Plastic color number and name for seat and back:
    - 2001 Greyhound
    - 2002 Chalk
    - 2006 Cucumber
    - 2009 Salsa
    - 2010 Blueberry
    - 2011 Caviar
  - Fabric company, style name, style number, and color number, if upholstered chair selected
- *Surface Materials, page 30*

**Armless**

Non-upholstered

**102408****U.S.****Canada**

Upholstered seat

**102458S****U.S.****Canada**

Upholstered seat and back

**102458****U.S.****Canada**

✦ = Vecta Express,  
 ► Page 6

	Non-upholstered	Upholstered seat	Upholstered seat and back
Non-upholstered	\$295	N.A.	N.A.
COM	N.A.	\$371	\$402
Grade 4000	N.A.	\$371	\$402
Grade 5000	N.A.	\$381	\$412
COL	N.A.	\$381	\$412
Leather 1	N.A.	\$541	\$572
Leather 2	N.A.	\$556	\$587
Group A	N.A.	\$392	\$423
Group B	N.A.	\$397	\$428
Ultraleather	N.A.	\$397	\$428
Group C	N.A.	\$399	\$430
Brisa	N.A.	\$399	\$430
Group D	N.A.	\$401	\$432
Group E	N.A.	\$404	\$435
Group F	N.A.	\$409	\$440
Group G	N.A.	\$422	\$453
Group H	N.A.	\$443	\$474

- Master Class, page 24    ► Seating Yardage Requirements, page 40  
 ► Product weights, page 382    ► Seating Dimensions, page 45

**Standard Includes**

- Frame: tubular steel with black powder coat or chrome
- Non-marring glides: plastic
- Separate contoured seat and back: polypropylene with matte finish and gloss border
- Upholstered seat or upholstered seat and back, if selected
- Upholstery, if selected: Vecta fabrics, leather, vinyl, or approved COM

*Tip: COM and COL must be approved for use. Call Vecta at 972.641.2860.*

► *Seating Yardage Requirements*, page 40

**Required to Specify**

- Product number
  - Color number and name for frame
    - 0053 Chrome
    - 1014 Black
  - Plastic color number and name for seat and back:
    - 2001 Greyhound
    - 2002 Chalk
    - 2006 Cucumber
    - 2009 Salsa
    - 2010 Blueberry
    - 2011 Caviar
  - Fabric company, style name, style number, and color number, if upholstered chair selected
- *Surface Materials*, page 30

**Accessories**

- **Dolly** ► page 54
- **Gangers** ► page 54
- **Bookrack** ► page 54
- **Right-Hand Tablet Arm** ► page 55

**Armless**

Non-upholstered



Upholstered seat



Upholstered seat and back

✦ = Vecta Express,  
 ► Page 6



**202250**  
**U.S.    Canada**

**202350S**  
**U.S.    Canada**

**202350**  
**U.S.    Canada**

	U.S.	Canada	U.S.	Canada	U.S.	Canada
Non-upholstered	\$171	\$239	N.A.	N.A.	N.A.	N.A.
COM	N.A.	N.A.	\$302	\$423	\$333	\$466
Grade 4000	N.A.	N.A.	\$302	\$423	\$333	\$466
Grade 5000	N.A.	N.A.	\$309	\$433	\$340	\$476
COL	N.A.	N.A.	\$309	\$433	\$340	\$476
Leather 1	N.A.	N.A.	\$477	\$668	\$508	\$711
Leather 2	N.A.	N.A.	\$493	\$690	\$524	\$733
Group A	N.A.	N.A.	\$320	\$448	\$351	\$491
Group B	N.A.	N.A.	\$325	\$455	\$356	\$498
Ultraleather	N.A.	N.A.	\$325	\$455	\$356	\$498
Group C	N.A.	N.A.	\$326	\$457	\$357	\$500
Brisa	N.A.	N.A.	\$326	\$457	\$357	\$500
Group D	N.A.	N.A.	\$327	\$458	\$358	\$501
Group E	N.A.	N.A.	\$331	\$464	\$362	\$507
Group F	N.A.	N.A.	\$336	\$471	\$367	\$514
Group G	N.A.	N.A.	\$348	\$487	\$379	\$530
Group H	N.A.	N.A.	\$368	\$515	\$400	\$560



- Master Class, page 24    ► Seating Yardage Requirements, page 40  
 ► Product weights, page 382    ► Seating Dimensions, page 45

**Standard Includes**

- Frame: tubular steel with black powder coat or chrome
- Non-marring glides: plastic
- Separate contoured seat and back: polypropylene with matte finish and gloss border
- Upholstered seat or upholstered seat and back, if selected
- Upholstery, if selected: Vecta fabrics, leather, vinyl, or approved COM  
*Tip: COM and COL must be approved for use. Call Vecta at 972.641.2860.*
- *Seating Yardage Requirements, page 40*
- Tablet arm with pencil tray: black writing tablet with black powder coat or chrome support arm to match frame
- Bookrack, if selected: black powder coat or chrome

**Required to Specify**

- Product number
- Color number and name for frame and tablet support arm and bookrack, if selected:
  - 0053 Chrome
  - 1014 Black
- Plastic color number and name for seat and back:
  - 2001 Greyhound
  - 2002 Chalk
  - 2006 Cucumber
  - 2009 Salsa
  - 2010 Blueberry
  - 2011 Caviar
- Fabric company, style name, style number, and color number, if upholstered chair selected  
 ► *Surface Materials, page 30*

**Accessories**

- **Gangers** ► page 54

**With Right-Hand Tablet Arm**

Non-upholstered



Upholstered seat



Upholstered seat and back

**With Right-Hand Tablet Arm and Bookrack**

Non-upholstered



Upholstered seat



Upholstered seat and back


	<b>202255</b>		<b>202355S</b>		<b>202355</b>		<b>202256</b>		<b>202356S</b>		<b>202356</b>	
	U.S.	Canada	U.S.	Canada	U.S.	Canada	U.S.	Canada	U.S.	Canada	U.S.	Canada
Non-upholstered	\$253	\$354	N.A.	N.A.	N.A.	N.A.	\$307	\$430	N.A.	N.A.	N.A.	N.A.
COM	N.A.	N.A.	\$384	\$538	\$415	\$581	N.A.	N.A.	\$438	\$613	\$469	\$657
Grade 4000	N.A.	N.A.	\$384	\$538	\$415	\$581	N.A.	N.A.	\$438	\$613	\$469	\$657
Grade 5000	N.A.	N.A.	\$391	\$548	\$422	\$591	N.A.	N.A.	\$445	\$623	\$476	\$667
COL	N.A.	N.A.	\$391	\$548	\$422	\$591	N.A.	N.A.	\$445	\$623	\$476	\$667
Leather 1	N.A.	N.A.	\$559	\$783	\$590	\$826	N.A.	N.A.	\$613	\$858	\$644	\$902
Leather 2	N.A.	N.A.	\$572	\$801	\$606	\$848	N.A.	N.A.	\$629	\$880	\$660	\$924
Group A	N.A.	N.A.	\$402	\$563	\$433	\$606	N.A.	N.A.	\$458	\$641	\$489	\$685
Group B	N.A.	N.A.	\$408	\$572	\$439	\$615	N.A.	N.A.	\$464	\$649	\$495	\$693
Ultraleather	N.A.	N.A.	\$408	\$572	\$439	\$615	N.A.	N.A.	\$464	\$649	\$495	\$693
Group C	N.A.	N.A.	\$409	\$573	\$440	\$616	N.A.	N.A.	\$465	\$651	\$496	\$695
Brisa	N.A.	N.A.	\$409	\$573	\$440	\$616	N.A.	N.A.	\$465	\$651	\$496	\$695
Group D	N.A.	N.A.	\$410	\$574	\$441	\$617	N.A.	N.A.	\$466	\$652	\$497	\$696
Group E	N.A.	N.A.	\$413	\$579	\$444	\$622	N.A.	N.A.	\$469	\$656	\$500	\$700
Group F	N.A.	N.A.	\$418	\$586	\$449	\$629	N.A.	N.A.	\$474	\$663	\$505	\$707
Group G	N.A.	N.A.	\$431	\$604	\$462	\$647	N.A.	N.A.	\$488	\$683	\$519	\$727
Group H	N.A.	N.A.	\$451	\$632	\$482	\$675	N.A.	N.A.	\$507	\$710	\$538	\$754

Dolly

Standard Includes

- 22"D x 35"W x 19"H four-wheel dolly: black or silver powder coat
- Tip: Stacks 20 upholstered chairs at a height of 55.25" or 20 non-upholstered chairs at a height of 50".*



 = Vecta Express,  
▶ Page 6

  
**102266**  
U.S.      **Canada**

Required to Specify

- Product number
- Powder coat color number and name for dolly:
  - 1014 Black
  - 1046 Silver

\$402      \$563

Gangers for Use with Sled-Base Chairs

Standard Includes

- Pair of gangers: black thermoplastic
- Tip: Ganged chairs have 1½" gap between chairs.*



**103206**  
U.S.      **Canada**

Required to Specify

- Product number

\$2      \$3

Bookrack

Standard Includes

- Bookrack: steel with black powder coat or chrome



**102251**  
U.S.      **Canada**

Required to Specify

- Product number
- Color number and name for bookrack:
  - 0053 Chrome
  - 1014 Black

\$52      \$73

**Right-Hand Tablet Arm****Standard Includes**

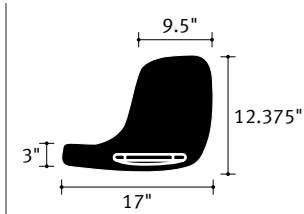
- Tablet support arm: steel with chrome, black, or silver finish to match selected frame finish.

*Tip: Left-hand version is not available.*

- Tablet with pencil tray: black polypropylene

**Required to Specify**

- Product number
- Color number and name of tablet support arm finish:
  - 0053 Chrome
  - 1014 Black
  - 1046 Silver

**102254****U.S.    Canada****\$80****\$112**

- Master Class, page 24    ► Seating Yardage Requirements, page 42  
 ► Product weights, page 382    ► Seating Dimensions, page 45

**Standard Includes**

- Five-prong base with 25" span: one-piece, die-cast aluminum with powder coat color
- Telescoping hub cover: black plastic
- Hard, dual-wheel casters for use on carpet: black plastic
- Seat and back: fully upholstered, molded plywood inner and outer shells with polyurethane foam; center back panel has an extra layer of fiberfill
- Enclosed arms, if selected: fully upholstered, molded plywood shell with polyurethane foam
- Upholstery: Vecta fabrics, leather, vinyl, or approved COM  
*Tip: COM and COL must be approved for use. Call Vecta at 972.641.2860.*  
 ► *Seating Yardage Requirements, page 42*
- Pneumatic height adjustment
- Swivel-tilt control

**Required to Specify**

- Product number
- Powder coat color number and name for base
- Fabric company, style name, style number, and color number
- Options: if selected (see list)  
 ► *Surface Materials, page 30*

**Options**

- **Polished Aluminum base**  
 +\$150 U.S. **+\$210 Canada**  
 Specify "with Polished Aluminum base."
- **Soft, dual-wheel casters for use on hard floors**  
 +\$30 U.S. **+\$42 Canada**  
 Specify "with soft casters."



Fully enclosed  
upholstered arms



**782266**  
**U.S.    Canada**

✂ = Vecta Express,  
 ► Page 6

COM	\$1353	<b>\$1894</b>
Grade 4000	\$1353	<b>\$1894</b>
Grade 5000	\$1399	<b>\$1958</b>
COL	\$1399	<b>\$1958</b>
Leather 1	\$2219	<b>\$3106</b>
Leather 2	\$2318	<b>\$3245</b>
Group A	\$1434	<b>\$2007</b>
Group B	\$1502	<b>\$2103</b>
Ultraleather	\$1502	<b>\$2103</b>
Group C	\$1561	<b>\$2185</b>
Brisa	\$1561	<b>\$2185</b>
Group D	\$1642	<b>\$2299</b>
Group E	\$1702	<b>\$2383</b>
Group F	\$1807	<b>\$2530</b>
Group G	\$1893	<b>\$2650</b>
Group H	\$1987	<b>\$2782</b>

- Master Class, page 24    ► Seating Yardage Requirements, page 42  
 ► Product weights, page 382    ► Seating Dimensions, page 45

**Standard Includes**

- Five-prong base with 25" span: one-piece, die-cast aluminum with powder coat color
- Telescoping hub cover: black plastic
- Hard, dual-wheel casters for use on carpet: black plastic
- Seat and back: fully upholstered, molded plywood inner and outer shells with polyurethane foam; center back panel has an extra layer of fiberfill
- Enclosed arms, if selected: fully upholstered, molded plywood shell with polyurethane foam
- Upholstery: Vecta fabrics, leather, vinyl, or approved COM  
*Tip: COM and COL must be approved for use. Call Vecta at 972.641.2860.*  
 ► Seating Yardage Requirements, page 42
- Pneumatic height adjustment
- Swivel-tilt control

**Required to Specify**

- Product number
- Powder coat color number and name for base
- Fabric company, style name, style number, and color number
- Options: if selected (see list)  
 ► Surface Materials, page 30

**Options**

- **Polished Aluminum base**  
 +\$150 U.S. **+\$210 Canada**  
 Specify "with Polished Aluminum base."
- **Soft, dual-wheel casters for use on hard floors**  
 +\$30 U.S. **+\$42 Canada**  
 Specify "with soft casters."
- **Jury base**  
 ► See page 88



Fully enclosed  
upholstered arms



**782270**

**U.S.    Canada**

✦ = Vecta Express,  
► Page 6

COM	\$1238	<b>\$1733</b>
Grade 4000	\$1238	<b>\$1733</b>
Grade 5000	\$1284	<b>\$1797</b>
COL	\$1284	<b>\$1797</b>
Leather 1	\$2104	<b>\$2945</b>
Leather 2	\$2201	<b>\$3081</b>
Group A	\$1319	<b>\$1846</b>
Group B	\$1387	<b>\$1942</b>
Ultraleather	\$1387	<b>\$1942</b>
Group C	\$1446	<b>\$2024</b>
Brisa	\$1446	<b>\$2024</b>
Group D	\$1527	<b>\$2138</b>
Group E	\$1587	<b>\$2222</b>
Group F	\$1692	<b>\$2369</b>
Group G	\$1778	<b>\$2489</b>
Group H	\$1872	<b>\$2621</b>

- Master Class, page 24    ► Seating Yardage Requirements, page 40  
 ► Product weights, page 382    ► Seating Dimensions, page 45

#### Standard Includes

- Five-prong base, 25" span: one-piece, die-cast aluminum with powder coat color
- Telescoping hub cover: black plastic
- Hard, dual-wheel casters for use on carpet: black
- Independent seat and back connected by structural supports of oval steel tubing
- Seat: upholstered with molded plywood seat pan and polyurethane foam
- Back: fully upholstered back or textured black polypropylene shell back with upholstered molded plywood substructure with polyurethane foam  
*Tip: Fully upholstered chairs are tailored with box stitching.*  
*Tip: Shell back chairs have a wraparound upholstery method.*  
*Tip: Napped materials do not have top stitching.*
- Upholstery: Vecta fabrics, leather, vinyl, or approved COM  
*Exception: Shell back chairs are not available with leather or COL.*  
*Tip: COM and COL must be approved for use. Call Vecta at 972.641.2860.*  
 ► *Seating Yardage Requirements, page 40*
- T-arms: aluminum support bar with black self-skinning polyurethane arm cap  
*Tip: Arm support bar matches base finish.*
- Active mechanism (AM+), independent seat and back angle adjustments
- Seat angle adjustment
- Back tilt tension adjustment
- Selective back stop
- Pneumatic height adjustment
- Width-adjustable T-arms

#### Required to Specify

- Product number
- Powder coat color number and name for base
- Fabric company, style name, style number, and color number
- Options: if selected (see list)  
 ► *Surface Materials, page 30*

#### Options

- **Polished Aluminum base**  
 +\$150 U.S. **+\$210 Canada**  
 Specify "with Polished Aluminum base."  
*Tip: Arm support bar matches base unless Polished Aluminum base is specified. Then arm support bar is black.*
- **Soft, dual-wheel casters for use on hard floors**  
 +\$30 U.S. **+\$42 Canada**  
 Specify "with soft casters."
- **Upholstered arm caps to match seat and back**  
 See upcharges below.  
 Specify "with upholstered arms."  
 For additional yardage requirements, see page 41.
- **Height-adjustable back**  
 +\$80 U.S. **+\$112 Canada**  
 Specify "with height-adjustable back."
- **Adjustable seat depth**  
 +\$133 U.S. **+\$186 Canada**  
 Specify "with adjustable seat depth."
- **Height-adjustable arms**  
 +\$132 U.S. **+\$185 Canada**  
 Specify "with height-adjustable T-arms."
- **Jury base on mid-back chairs**  
 ► See page 88

#### Mid Back



Fully upholstered



**407121**

**U.S.**

**Canada**



Shell back



**408121**

**U.S.**

**Canada**

#### Upholstered Arm Caps Option

Add \$ to chair price

✱ = Vecta Express,  
 ► Page 6

	<b>U.S.</b>	<b>Canada</b>	<b>U.S.</b>	<b>Canada</b>	<b>U.S.</b>	<b>Canada</b>
COM	\$1049	<b>\$1469</b>	\$ 952	<b>\$1333</b>	+\$ 88	<b>+\$123</b>
Grade 4000	\$1049	<b>\$1469</b>	\$ 952	<b>\$1333</b>	+\$ 88	<b>+\$123</b>
Grade 5000	\$1074	<b>\$1504</b>	\$ 975	<b>\$1365</b>	+\$101	<b>+\$141</b>
COL	\$1074	<b>\$1504</b>	N.A.	<b>N.A.</b>	+\$101	<b>+\$141</b>
Leather 1	\$1607	<b>\$2250</b>	N.A.	<b>N.A.</b>	+\$106	<b>+\$148</b>
Leather 2	\$1661	<b>\$2326</b>	N.A.	<b>N.A.</b>	+\$108	<b>+\$151</b>
Group A	\$1093	<b>\$1531</b>	\$ 996	<b>\$1395</b>	+\$ 95	<b>+\$133</b>
Group B	\$1130	<b>\$1582</b>	\$1033	<b>\$1446</b>	+\$ 97	<b>+\$136</b>
Ultraleather	\$1130	<b>\$1582</b>	\$1033	<b>\$1446</b>	+\$ 97	<b>+\$136</b>
Group C	\$1164	<b>\$1630</b>	\$1067	<b>\$1494</b>	+\$ 98	<b>+\$137</b>
Brisa	\$1164	<b>\$1630</b>	\$1067	<b>\$1494</b>	+\$ 98	<b>+\$137</b>
Group D	\$1204	<b>\$1686</b>	\$1108	<b>\$1551</b>	+\$ 99	<b>+\$139</b>
Group E	\$1235	<b>\$1729</b>	\$1138	<b>\$1593</b>	+\$100	<b>+\$140</b>
Group F	\$1288	<b>\$1804</b>	\$1191	<b>\$1668</b>	+\$101	<b>+\$141</b>
Group G	\$1324	<b>\$1854</b>	\$1227	<b>\$1718</b>	+\$106	<b>+\$148</b>
Group H	\$1394	<b>\$1952</b>	\$1297	<b>\$1816</b>	+\$116	<b>+\$162</b>

- Master Class, page 24    ► Seating Yardage Requirements, page 40  
 ► Product weights, page 382    ► Seating Dimensions, page 45

**Standard Includes**

- Five-prong base, 25" span: one-piece, die-cast aluminum with powder coat color
- Telescoping hub cover: black plastic
- Hard, dual-wheel casters for use on carpet: black
- Independent seat and back connected by structural supports of oval steel tubing
- Seat: upholstered with molded plywood seat pan with polyurethane foam
- Back: fully upholstered back with upholstered molded plywood substructure with polyurethane foam  
*Tip: Fully upholstered chairs are tailored with box stitching. Tip: Napped materials do not have top stitching.*
- Upholstery: Vecta fabrics, leather, vinyl, or approved COM  
*Tip: COM and COL must be approved for use. Call Vecta at 972.641.2860.*  
 ► *Seating Yardage Requirements, page 40*
- Active mechanism (AM+), independent seat and back angle adjustments
- Seat angle adjustment
- Back tilt tension adjustment
- Selective back stop
- Pneumatic height adjustment

**Required to Specify**

- Product number
- Powder coat color number and name for base
- Fabric company, style name, style number, and color number
- Options: if selected (see list)  
 ► *Surface Materials, page 30*

**Options**

- **Polished Aluminum base**  
 +\$150 U.S. **+\$210 Canada**  
 Specify "with Polished Aluminum base."
- **Soft, dual-wheel casters for use on hard floors**  
 +\$30 U.S. **+\$42 Canada**  
 Specify "with soft casters."
- **Height-adjustable back**  
 +\$80 U.S. **+\$112 Canada**  
 Specify "with height-adjustable back."
- **Adjustable seat depth**  
 +\$133 U.S. **+\$186 Canada**  
 Specify "with adjustable seat depth."
- **Jury base on mid-back chairs**  
 ► See page 88

**High Back**

Fully upholstered

**417120****U.S.    Canada**

COM	\$1024	<b>\$1434</b>
Grade 4000	\$1024	<b>\$1434</b>
Grade 5000	\$1049	<b>\$1469</b>
COL	\$1049	<b>\$1469</b>
Leather 1	\$1582	<b>\$2215</b>
Leather 2	\$1640	<b>\$2296</b>
Group A	\$1068	<b>\$1496</b>
Group B	\$1105	<b>\$1547</b>
Ultraleather	\$1105	<b>\$1547</b>
Group C	\$1139	<b>\$1595</b>
Brisa	\$1139	<b>\$1595</b>
Group D	\$1180	<b>\$1652</b>
Group E	\$1210	<b>\$1694</b>
Group F	\$1263	<b>\$1769</b>
Group G	\$1299	<b>\$1819</b>
Group H	\$1369	<b>\$1917</b>

- Master Class, page 24    ► Seating Yardage Requirements, page 40  
 ► Product weights, page 382    ► Seating Dimensions, page 45

**Standard Includes**

- Five-prong base, 25" span: one-piece, die-cast aluminum with powder coat color
  - Telescoping hub cover: black plastic
  - Hard, dual-wheel casters for use on carpet: black
  - Independent seat and back connected by structural supports of oval steel tubing
  - Seat: upholstered with flexible polypropylene seat pan insert with 3° front flex with polyurethane foam
  - Back: fully upholstered back or textured black polypropylene shell back with upholstered molded plywood substructure with polyurethane foam
- Tip: Fully upholstered chairs are tailored with box stitching.  
 Tip: Shell back chairs have a wraparound upholstery method.  
 Tip: Napped materials do not have top stitching.*
- Upholstery: Vecta fabrics, leather, vinyl, or approved COM
- Exception: Shell back chairs are not available with leather or COL.*
- Tip: COM and COL must be approved for use. Call Vecta at 972.641.2860.*
- **Seating Yardage Requirements**, page 40
- Loop arms: flexible steel band loop with black self-skinning polyurethane
  - Passive mechanism (PM), synchronized back and seat angle
  - Back tilt tension adjustment
  - Zero front rise with 3° front flex
  - Pneumatic height adjustment

**Required to Specify**

- Product number
  - Powder coat color number and name for base
  - Fabric company, style name, style number, and color number
  - Options: if selected (see list)
- **Surface Materials**, page 30

**Options**

- **Polished Aluminum base on fully upholstered chairs only**  
 +\$150 U.S. **+\$210 Canada**  
 Specify "with Polished Aluminum base."
- **Soft, dual-wheel casters for use on hard floors**  
 +\$30 U.S. **+\$42 Canada**  
 Specify "with soft casters."
- **Upholstered arms with leather or simulated leather**  
 See upcharges below.  
 – If leather or simulated leather seat and back is selected, specify "with upholstered arms to match."  
 – If fabric is selected for seat and back, specify "with upholstered arms, leather or simulated leather color name and number."  
 For additional yardage requirements, see page 40.
- **Selective back stop**  
 +\$65 U.S. **+\$91 Canada**  
 Specify "with selective back stop."
- **Height-adjustable back**  
 +\$80 U.S. **+\$112 Canada**  
 Specify "with height-adjustable back."
- **Jury base on high- or mid-back chairs**  
 ► See page 88

**Executive**

Fully upholstered

**415117**

U.S.

Canada

**High Back**

Fully upholstered

**415127**

U.S.

Canada

**Mid Back**

Fully upholstered

**405117**

U.S.

Canada



Shell back

**406117**

U.S.

Canada

**Upholstered Arm Option**

Add \$ to chair price

✱ = Vecta Express,  
 ► Page 6

	U.S.	Canada	U.S.	Canada	U.S.	Canada	U.S.	Canada	U.S.	Canada
COM	\$1934	\$2708	\$1159	\$1623	\$1137	\$1592	\$1040	\$1456	N.A.	N.A.
Grade 4000	\$1934	\$2708	\$1159	\$1623	\$1137	\$1592	\$1040	\$1456	N.A.	N.A.
Grade 5000	\$1960	\$2744	\$1185	\$1659	\$1163	\$1628	\$1066	\$1492	N.A.	N.A.
COL	\$1960	\$2744	\$1185	\$1659	\$1163	\$1628	N.A.	N.A.	+\$101	+\$141
Leather 1	\$2498	\$3498	\$1717	\$2404	\$1695	\$2373	N.A.	N.A.	+\$106	+\$148
Leather 2	\$2568	\$3596	\$1775	\$2485	\$1747	\$2446	N.A.	N.A.	+\$108	+\$151
Group A	\$1978	\$2770	\$1202	\$1683	\$1180	\$1652	\$1083	\$1516	N.A.	N.A.
Group B	\$2015	\$2821	\$1240	\$1736	\$1218	\$1705	\$1121	\$1569	N.A.	N.A.
Ultraleather	\$2015	\$2821	\$1240	\$1736	\$1218	\$1705	\$1121	\$1569	+\$ 97	+\$136
Group C	\$2049	\$2869	\$1274	\$1784	\$1252	\$1753	\$1155	\$1617	N.A.	N.A.
Brisa	\$2049	\$2869	\$1274	\$1784	\$1252	\$1753	\$1155	\$1617	+\$ 98	+\$137
Group D	\$2090	\$2926	\$1313	\$1839	\$1291	\$1808	\$1194	\$1672	N.A.	N.A.
Group E	\$2120	\$2968	\$1345	\$1883	\$1323	\$1852	\$1226	\$1716	N.A.	N.A.
Group F	\$2173	\$3043	\$1399	\$1959	\$1377	\$1928	\$1280	\$1792	N.A.	N.A.
Group G	\$2209	\$3093	\$1435	\$2009	\$1413	\$1978	\$1316	\$1842	N.A.	N.A.
Group H	\$2317	\$3244	\$1505	\$2107	\$1483	\$2076	\$1386	\$1940	N.A.	N.A.



- Master Class, page 24    ► Seating Yardage Requirements, page 40  
 ► Product weights, page 382    ► Seating Dimensions, page 45

**Standard Includes**


- Five-prong base, 25" span: one-piece, die-cast aluminum with powder coat color
  - Telescoping hub cover: black plastic
  - Hard, dual-wheel casters for use on carpet: black
  - Independent seat and back connected by structural supports of oval steel tubing
  - Seat: upholstered with flexible polypropylene seat pan insert with 3° front flex with polyurethane foam
  - Back: fully upholstered back or textured black polypropylene shell back with upholstered molded plywood substructure with polyurethane foam  
*Tip: Fully upholstered chairs are tailored with box stitching.  
 Tip: Shell back chairs have a wraparound upholstery method.  
 Tip: Napped materials do not have top stitching.*
  - T-arms: aluminum support bar with black self-skinning polyurethane arm cap  
*Tip: Arm support bar matches base finish.*
  - Upholstery: Vecta fabrics, leather, vinyl, or approved COM  
*Exception: Shell back chairs are not available with leather or COL.  
 Tip: COM and COL must be approved for use. Call Vecta at 972.641.2860.*  
 ► *Seating Yardage Requirements, page 40*
  - Passive mechanism (PM), synchronized back and seat angle
  - Back tilt tension adjustment
  - Zero front rise with 3° front flex
  - Pneumatic height adjustment
  - Width-adjustable T-arms
- Required to Specify**
- Product number
  - Powder coat color number and name for base

- Fabric company, style name, style number, and color number
- Options: if selected (see list)  
 ► *Surface Materials, page 30*

**Options**

- **Polished Aluminum base**  
 +\$150 U.S. **+\$210 Canada**  
 Specify "with Polished Aluminum base."  
*Tip: Arm support bar matches base unless Polished Aluminum base is specified. Then arm support bar is black.*
- **Soft, dual-wheel casters for use on hard floors**  
 +\$30 U.S. **+\$42 Canada**  
 Specify "with soft casters."
- **Upholstered arm caps to match seat and back**  
 See upcharges below.  
 Specify "with upholstered arm caps."  
 For additional yardage requirements, see page 40.
- **Selective back stop**  
 +\$65 U.S. **+\$91 Canada**  
 Specify "with selective back stop."
- **Height-adjustable back**  
 +\$80 U.S. **+\$112 Canada**  
 Specify "with height-adjustable back."
- **Height-adjustable arms**  
 +\$132 U.S. **+\$185 Canada**  
 Specify "with height-adjustable T-arms."
- **Jury base on high- or mid-back chairs**  
 ► See page 89

	<b>Executive</b>		<b>High Back</b>		<b>Mid Back</b>				<b>Upholstered Arm Caps Option</b>	
									Add \$ to chair price	
	Fully upholstered		Fully upholstered		Fully upholstered		Shell back			
	 <b>415118</b>		 <b>415116</b>		 <b>405116</b>		 <b>406116</b>			
	<b>U.S.</b>	<b>Canada</b>	<b>U.S.</b>	<b>Canada</b>	<b>U.S.</b>	<b>Canada</b>	<b>U.S.</b>	<b>Canada</b>	<b>U.S.</b>	<b>Canada</b>
COM	\$1881	\$2633	\$1103	\$1544	\$1081	\$1513	\$985	\$1379	+\$ 88	+\$123
Grade 4000	\$1881	\$2633	\$1103	\$1544	\$1081	\$1513	\$985	\$1379	+\$ 88	+\$123
Grade 5000	\$1907	\$2669	\$1129	\$1580	\$1107	\$1549	\$1010	\$1414	+\$101	+\$141
COL	\$1907	\$2669	\$1129	\$1580	\$1107	\$1549	N.A.	N.A.	+\$101	+\$141
Leather 1	\$2445	\$3423	\$1661	\$2325	\$1639	\$2294	N.A.	N.A.	+\$106	+\$148
Leather 2	\$2515	\$3521	\$1719	\$2406	\$1691	\$2367	N.A.	N.A.	+\$108	+\$151
Group A	\$1925	\$2695	\$1146	\$1604	\$1124	\$1573	\$1028	\$1439	+\$ 95	+\$133
Group B	\$1962	\$2746	\$1184	\$1657	\$1162	\$1626	\$1066	\$1492	+\$ 97	+\$136
Ultraleather	\$1962	\$2746	\$1184	\$1657	\$1162	\$1626	\$1066	\$1492	+\$ 97	+\$136
Group C	\$1996	\$2794	\$1218	\$1705	\$1196	\$1674	\$1100	\$1540	+\$ 98	+\$137
Brisa	\$1996	\$2794	\$1218	\$1705	\$1196	\$1674	\$1100	\$1540	+\$ 98	+\$137
Group D	\$2037	\$2851	\$1257	\$1760	\$1235	\$1729	\$1139	\$1595	+\$ 99	+\$139
Group E	\$2067	\$2893	\$1289	\$1804	\$1267	\$1773	\$1171	\$1639	+\$100	+\$140
Group F	\$2120	\$2968	\$1343	\$1880	\$1321	\$1849	\$1225	\$1715	+\$101	+\$141
Group G	\$2156	\$3018	\$1379	\$1930	\$1357	\$1899	\$1261	\$1765	+\$106	+\$148
Group H	\$2264	\$3169	\$1449	\$2028	\$1427	\$1997	\$1331	\$1863	+\$116	+\$162

 = Vecta Express,  
 ► Page 6

- Master Class, page 24    ► Seating Yardage Requirements, page 40  
 ► Product weights, page 382    ► Seating Dimensions, page 45

#### Standard Includes

- Five-prong base, 25" span: one-piece, die-cast aluminum with powder coat color
- Telescoping hub cover: black plastic
- Hard, dual-wheel casters for use on carpet: black
- Independent seat and back connected by structural supports of oval steel tubing
- Seat: upholstered with flexible polypropylene seat pan insert with 3° front flex with polyurethane foam
- Back: fully upholstered back with upholstered molded plywood substructure with polyurethane foam  
*Tip: Fully upholstered chairs are tailored with box stitching.  
 Tip: Napped materials do not have top stitching.*
- Upholstery: Vecta fabrics, leather, vinyl, or approved COM  
*Tip: COM and COL must be approved for use. Call Vecta at 972.641.2860.*  
 ► *Seating Yardage Requirements, page 40*
- Passive mechanism (PM), synchronized back and seat angle
- Back tilt tension adjustment
- Zero front rise with 3° front flex
- Pneumatic height adjustment

#### Required to Specify

- Product number
- Powder coat color number and name for base
- Fabric company, style name, style number, and color number
- Options: if selected (see list)  
 ► *Surface Materials, page 30*

#### Options

- **Polished Aluminum base**  
 +\$150 U.S. **+\$210 Canada**  
 Specify "with Polished Aluminum base."
- **Soft, dual-wheel casters for use on hard floors**  
 +\$30 U.S. **+\$42 Canada**  
 Specify "with soft casters."
- **Selective back stop**  
 +\$65 U.S. **+\$91 Canada**  
 Specify "with selective back stop."
- **Height-adjustable back**  
 +\$80 U.S. **+\$112 Canada**  
 Specify "with height-adjustable back."
- **Jury base on mid-back chairs**  
 ► See page 89

#### Mid Back



Fully upholstered

**405115**

**U.S.      Canada**

COM	\$1001	<b>\$1401</b>
Grade 4000	\$1001	<b>\$1401</b>
Grade 5000	\$1027	<b>\$1437</b>
COL	\$1027	<b>\$1437</b>
Leather 1	\$1559	<b>\$2182</b>
Leather 2	\$1611	<b>\$2255</b>
Group A	\$1044	<b>\$1461</b>
Group B	\$1082	<b>\$1514</b>
Ultraleather	\$1082	<b>\$1514</b>
Group C	\$1116	<b>\$1562</b>
Brisa	\$1116	<b>\$1562</b>
Group D	\$1155	<b>\$1617</b>
Group E	\$1187	<b>\$1661</b>
Group F	\$1241	<b>\$1737</b>
Group G	\$1277	<b>\$1787</b>
Group H	\$1347	<b>\$1885</b>

- Master Class, page 24    ► Seating Yardage Requirements, page 40  
► Product weights, page 382    ► Seating Dimensions, page 45

**Standard Includes**

- Five-prong base with 25" span: one-piece, die-cast aluminum with powder coat color finish
- Telescoping hub cover: black plastic
- Hard, dual-wheel casters for use on carpet: black plastic
- Seat and back: fully upholstered inner and outer molded plastic shells with molded polyurethane foam
- Open arms: injection-molded, self-skinning black polyurethane over steel substructure
- Upholstered open arms, if selected: leather
- Upholstery: Vecta fabrics, leather, vinyl, or approved COM  
*Tip: COM and COL must be approved for use. Call Vecta at 972.641.2860.*
- Seating Yardage Requirements, page 40
- Pneumatic height adjustment
- Tilt tension adjustment
- Four-way adjustable lumbar support, if selected
- Zero front rise

**Required to Specify**

- Product number
- Powder coat color number and name for base
- Fabric company, style name, style number, and color number

- Vecta Grade 1 leather color number and name for upholstered leather arms on chairs upholstered in fabric, if selected  
*Tip: If you don't specify a Vecta Grade 1 leather color number, arms will be L200 black leather.*  
*Tip: Upholstered leather arms on leather chairs will always match the color of the leather upholstery specified.*
- Options: if selected (see list)  
► Surface Materials, page 30

**Options**

- **Polished Aluminum base**  
+\$150 U.S. **+\$210 Canada**  
Specify "with Polished Aluminum base."
- **Soft, dual-wheel casters for use on hard floors**  
+\$30 U.S. **+\$42 Canada**  
Specify "with soft casters."
- **Forward back lock**  
+\$50 U.S. **+\$70 Canada**  
Specify "with forward back lock."

**Without Adjustable Lumbar Support**

Urethane arms

**563235****U.S. Canada**

Upholstered leather arms

**563245****U.S. Canada****With Adjustable Lumbar Support**

Urethane arms

**563236****U.S. Canada**

Upholstered leather arms

**563246****U.S. Canada**

✦ = Vecta Express,  
► Page 6

	<b>563235</b>	<b>563245</b>	<b>563236</b>	<b>563246</b>
	<b>U.S. Canada</b>	<b>U.S. Canada</b>	<b>U.S. Canada</b>	<b>U.S. Canada</b>
COM	\$1170 \$1638	\$1378 \$1929	\$1304 \$1826	\$1512 \$2117
Grade 4000	\$1170 \$1638	\$1378 \$1929	\$1304 \$1826	\$1512 \$2117
Grade 5000	\$1213 \$1698	\$1421 \$1989	\$1347 \$1886	\$1555 \$2177
COL	\$1213 \$1698	\$1421 \$1989	\$1347 \$1886	\$1555 \$2177
Leather 1	\$2062 \$2887	\$2270 \$3178	\$2196 \$3075	\$2404 \$3366
Leather 2	\$2146 \$3004	\$2354 \$3295	\$2280 \$3192	\$2488 \$3483
Group A	\$1252 \$1753	\$1460 \$2044	\$1386 \$1941	\$1594 \$2232
Group B	\$1355 \$1897	\$1563 \$2188	\$1489 \$2085	\$1697 \$2376
Ultraleather	\$1355 \$1897	\$1563 \$2188	\$1489 \$2085	\$1697 \$2376
Group C	\$1459 \$2043	\$1667 \$2334	\$1593 \$2231	\$1801 \$2522
Brisa	\$1459 \$2043	\$1667 \$2334	\$1593 \$2231	\$1801 \$2522
Group D	\$1473 \$2062	\$1771 \$2479	\$1697 \$2376	\$1905 \$2667
Group E	\$1625 \$2275	\$1833 \$2566	\$1759 \$2463	\$1967 \$2754
Group F	\$1688 \$2363	\$1896 \$2654	\$1822 \$2551	\$2030 \$2842
Group G	\$1750 \$2450	\$1958 \$2741	\$1884 \$2638	\$2092 \$2929
Group H	\$1812 \$2537	\$2020 \$2828	\$1946 \$2725	\$2154 \$3016

- Master Class, page 24    ► Seating Yardage Requirements, page 40  
► Product weights, page 382    ► Seating Dimensions, page 45

#### Standard Includes

- Five-prong base with 25" span: one-piece, die-cast aluminum with powder coat color finish
- Telescoping hub cover: black plastic
- Hard, dual-wheel casters for use on carpet: black plastic
- Seat and back: fully upholstered inner and outer molded plastic shells with molded polyurethane foam
- Open arms: injection-molded, self-skinning black polyurethane over steel substructure
- Upholstered open arms, if selected: black leather
- Upholstery: Vecta fabrics, leather, vinyl, or approved COM  
*Tip: COM and COL must be approved for use. Call Vecta at 972.641.2860.*
- Seating Yardage Requirements, page 40
- Pneumatic height adjustment
- Tilt tension adjustment
- Four-way adjustable lumbar support, if selected
- Zero front rise

#### Required to Specify

- Product number
- Powder coat color number and name for base
- Fabric company, style name, style number, and color number

- Vecta Grade 1 leather color number and name for upholstered leather arms on chairs upholstered in fabric, if selected  
*Tip: If you don't specify a Vecta Grade 1 leather color number, arms will be L200 black leather.*  
*Tip: Upholstered leather arms on leather chairs will always match the color of the leather upholstery specified.*
- Options: if selected (see list)  
► Surface Materials, page 30

#### Options

- **Polished Aluminum base**  
+\$150 U.S. **+\$210 Canada**  
Specify "with Polished Aluminum base."
- **Soft, dual-wheel casters for use on hard floors**  
+\$30 U.S. **+\$42 Canada**  
Specify "with soft casters."
- **Forward back lock**  
+\$50 U.S. **+\$70 Canada**  
Specify "with forward back lock."

#### Without Adjustable Lumbar Support



Urethane arms



**562135**

**U.S.**

**Canada**



Upholstered leather arms

**562145**

**U.S.**

**Canada**



Urethane arms



**562136**

**U.S.**

**Canada**



Upholstered leather arms

**562146**

**U.S.**

**Canada**

✦ = Vecta Express,  
► Page 6

	COM	Grade 4000	Grade 5000	COL	Leather 1	Leather 2	Group A	Group B	Ultraleather	Group C	Brisa	Group D	Group E	Group F	Group G	Group H
Urethane arms	\$ 997	\$ 997	\$1040	\$1040	\$1889	\$1972	\$1079	\$1182	\$1182	\$1286	\$1286	\$1390	\$1452	\$1515	\$1577	\$1639
Canada	\$1396	\$1396	\$1456	\$1456	\$2645	\$2761	\$1511	\$1655	\$1655	\$1801	\$1801	\$1946	\$2033	\$2121	\$2208	\$2295
Upholstered leather arms	\$1204	\$1204	\$1247	\$1247	\$2096	\$2180	\$1286	\$1389	\$1389	\$1493	\$1493	\$1597	\$1659	\$1722	\$1784	\$1846
Canada	\$1686	\$1686	\$1746	\$1746	\$2935	\$3052	\$1801	\$1945	\$1945	\$2091	\$2091	\$2236	\$2323	\$2411	\$2498	\$2585
Urethane arms	\$1131	\$1131	\$1174	\$1174	\$2023	\$2106	\$1213	\$1316	\$1316	\$1420	\$1420	\$1524	\$1586	\$1649	\$1711	\$1773
Canada	\$1583	\$1583	\$1643	\$1643	\$2832	\$2948	\$1698	\$1842	\$1842	\$1988	\$1988	\$2133	\$2220	\$2308	\$2395	\$2482
Upholstered leather arms	\$1338	\$1338	\$1381	\$1381	\$2230	\$2314	\$1420	\$1523	\$1523	\$1627	\$1627	\$1731	\$1793	\$1856	\$1918	\$1980
Canada	\$1873	\$1873	\$1933	\$1933	\$3122	\$3239	\$1988	\$2132	\$2132	\$2278	\$2278	\$2423	\$2510	\$2598	\$2685	\$2772

- Master Class, page 24    ► Seating Yardage Requirements, page 41  
► Product weights, page 382    ► Seating Dimensions, page 46

**Standard Includes**

- Four-prong Kart nesting base with nylon base tooth: die-cast aluminum with powder coat color
- Rub strips: injection-molded black polypropylene
- Yoke strips: injection-molded black polypropylene
- Hard, dual-wheel casters for use on carpet: black plastic
- Seat and back: black or gray textured contoured, injection-molded ABS plastic
- Upholstered seat or upholstered seat and back, if selected: molded urethane foam over injection-molded polypropylene inner shell(s)
- Upholstery, if selected: Vecta fabrics, leather, vinyl, or approved COM  
*Tip: COM must be approved for use. Call Vecta at 972.641.2860.*
- **Seating Yardage Requirements**, page 41
- Folding seat with self-aligning features
- Back supports: one-piece die-cast aluminum
- Arms, if selected: die-cast aluminum support bar with black, molded, self-skinning polyurethane arm cap
- Pneumatic height adjustment
- Tilt tension adjustment
- Zero front rise
- Forward back lock

**Required to Specify**

- Product number
- Powder coat color number and name for base
- Color number and name for seat and back:
  - 2021 Black
  - 2022 Gray
- Fabric company, style name, style number, and color number, if upholstery selected
- Options: if selected (see list)
  - **Surface Materials**, page 30

**Options**

- **Soft, dual-wheel casters for use on hard floors**  
+\$30 U.S. **+\$42 Canada**  
Specify “with soft casters.”
- **Extra foam**  
+\$50 U.S. **+\$70 Canada**  
Specify “with extra foam.”
- **Bell glide**  
+\$20 U.S. **+\$28 Canada**  
Specify “with glides.”
- **Jury base**  
► See page 90

**Accessories**

- **Pouch and leash** ► page 66
- **Right-hand tablet arm** ► page 66

**With Arms**

Non-upholstered

✱ = Vecta Express,  
► Page 6

**126101**  
U.S. **Canada**



Upholstered seat

✱ = Vecta Express,  
► Page 6

**126201S**  
U.S. **Canada**



Upholstered seat and back

✱ = Vecta Express,  
► Page 6

**126201**  
U.S. **Canada**

**Armless**

Non-upholstered

✱ = Vecta Express,  
► Page 6

**126100**  
U.S. **Canada**



Upholstered seat

✱ = Vecta Express,  
► Page 6

**126200S**  
U.S. **Canada**



Upholstered seat and back

✱ = Vecta Express,  
► Page 6

**126200**  
U.S. **Canada**

	Non-upholstered	Upholstered seat	Upholstered seat and back	Non-upholstered	Upholstered seat	Upholstered seat and back
	<b>126101</b> U.S. <b>Canada</b>	<b>126201S</b> U.S. <b>Canada</b>	<b>126201</b> U.S. <b>Canada</b>	<b>126100</b> U.S. <b>Canada</b>	<b>126200S</b> U.S. <b>Canada</b>	<b>126200</b> U.S. <b>Canada</b>
Non-upholstered	\$588 <b>\$823</b>	N.A. <b>N.A.</b>	N.A. <b>N.A.</b>	\$535 <b>\$749</b>	N.A. <b>N.A.</b>	N.A. <b>N.A.</b>
COM	N.A. <b>N.A.</b>	\$ 712 <b>\$ 997</b>	\$ 749 <b>\$1049</b>	N.A. <b>N.A.</b>	\$658 <b>\$ 921</b>	\$ 695 <b>\$ 973</b>
Grade 4000	N.A. <b>N.A.</b>	\$ 712 <b>\$ 997</b>	\$ 749 <b>\$1049</b>	N.A. <b>N.A.</b>	\$658 <b>\$ 921</b>	\$ 695 <b>\$ 973</b>
Grade 5000	N.A. <b>N.A.</b>	\$ 736 <b>\$1031</b>	\$ 773 <b>\$1083</b>	N.A. <b>N.A.</b>	\$681 <b>\$ 953</b>	\$ 719 <b>\$1007</b>
COL	N.A. <b>N.A.</b>	\$ 736 <b>\$1031</b>	\$ 773 <b>\$1083</b>	N.A. <b>N.A.</b>	\$681 <b>\$ 953</b>	\$ 719 <b>\$1007</b>
Leather 1	N.A. <b>N.A.</b>	\$ 996 <b>\$1395</b>	\$1124 <b>\$1574</b>	N.A. <b>N.A.</b>	\$942 <b>\$1319</b>	\$ 970 <b>\$1358</b>
Leather 2	N.A. <b>N.A.</b>	\$1045 <b>\$1463</b>	\$1204 <b>\$1686</b>	N.A. <b>N.A.</b>	\$991 <b>\$1387</b>	\$1150 <b>\$1610</b>
Group A	N.A. <b>N.A.</b>	\$ 746 <b>\$1045</b>	\$ 783 <b>\$1097</b>	N.A. <b>N.A.</b>	\$692 <b>\$ 969</b>	\$ 729 <b>\$1021</b>
Group B	N.A. <b>N.A.</b>	\$ 763 <b>\$1068</b>	\$ 800 <b>\$1120</b>	N.A. <b>N.A.</b>	\$709 <b>\$ 992</b>	\$ 746 <b>\$1044</b>
Ultraleather	N.A. <b>N.A.</b>	\$ 763 <b>\$1068</b>	\$ 800 <b>\$1120</b>	N.A. <b>N.A.</b>	\$709 <b>\$ 992</b>	\$ 746 <b>\$1044</b>
Group C	N.A. <b>N.A.</b>	\$ 782 <b>\$1095</b>	\$ 819 <b>\$1147</b>	N.A. <b>N.A.</b>	\$728 <b>\$1019</b>	\$ 765 <b>\$1071</b>
Brisa	N.A. <b>N.A.</b>	\$ 782 <b>\$1095</b>	\$ 819 <b>\$1147</b>	N.A. <b>N.A.</b>	\$728 <b>\$1019</b>	\$ 765 <b>\$1071</b>
Group D	N.A. <b>N.A.</b>	\$ 799 <b>\$1119</b>	\$ 836 <b>\$1171</b>	N.A. <b>N.A.</b>	\$745 <b>\$1043</b>	\$ 782 <b>\$1095</b>
Group E	N.A. <b>N.A.</b>	\$ 816 <b>\$1143</b>	\$ 853 <b>\$1195</b>	N.A. <b>N.A.</b>	\$762 <b>\$1067</b>	\$ 799 <b>\$1119</b>
Group F	N.A. <b>N.A.</b>	\$ 834 <b>\$1168</b>	\$ 871 <b>\$1220</b>	N.A. <b>N.A.</b>	\$780 <b>\$1092</b>	\$ 817 <b>\$1144</b>
Group G	N.A. <b>N.A.</b>	\$ 851 <b>\$1192</b>	\$ 888 <b>\$1244</b>	N.A. <b>N.A.</b>	\$797 <b>\$1116</b>	\$ 834 <b>\$1168</b>
Group H	N.A. <b>N.A.</b>	\$ 888 <b>\$1243</b>	\$ 925 <b>\$1295</b>	N.A. <b>N.A.</b>	\$834 <b>\$1167</b>	\$ 871 <b>\$1219</b>

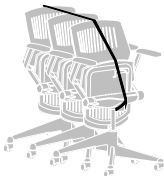
Pouch and Leash for Use on Nesting Chairs


Standard Includes

- Leash to retain up to 10 nested chairs
- Pouch to store leash
- Pouch attaches to bottom of seat

Required to Specify

- Product number



 = Vecta Express,  
▶ Page 6



126900

U.S. Canada

\$52

\$73

Right-Hand Tablet Arm for Kart Nesting Chairs or Kart Jury Base with Arms

Standard Includes

- Tablet support arm: steel with matte black finish
- Tablet: .5"-thick, solid core phenolic resin with speckle black finish

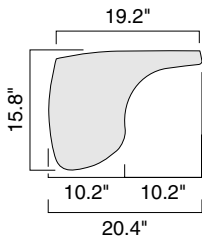
Tip: Left-hand version is not available.

- Hinged tablet moves from a horizontal writing position to a down position allowing chair to nest for storage.

Tip: Tablet is field installed. Right arm cap is removed and the tablet arm is attached to chair frame with arm cap screws.

Required to Specify

- Product number



126800

U.S. Canada

\$155

\$217

- Master Class, page 24    ► Seating Yardage Requirements, page 41  
► Product weights, page 382    ► Seating Dimensions, page 46

**Standard Includes**

- Five-prong base with 25" span: one-piece die-cast aluminum with powder coat color
- Telescoping hub cover: black plastic
- Adjustable 19" diameter chrome foot ring
- Hard, dual-wheel casters for use on carpet: black
- Seat and back: black or gray textured contoured, injection-molded polypropylene
- Upholstered seat or upholstered seat and back, if selected: molded urethane foam over injection-molded polypropylene inner shell(s)
- Upholstery, if selected: Vecta fabrics, leather, vinyl, or approved COM  
*Tip: COM must be approved for use. Call Vecta at 972.641.2860.*
- **Seating Yardage Requirements, page 41**
- Back supports: one-piece die-cast aluminum
- Arms, if selected: die-cast aluminum support bar with black, molded, self-skinning polyurethane arm cap
- Pneumatic height adjustment
- Tilt tension adjustment
- Zero front rise
- Forward back lock  
*Tip: Stools do not nest.*

**Required to Specify**

- Product number
- Powder coat color number and name for base
- Color number and name for seat and back
  - 2021 Black
  - 2022 Gray
- Fabric company, style name, style number, and color number, if upholstery selected
- Options: if selected (see list)
  - **Surface Materials, page 30**

**Options**

- **Soft, dual-wheel casters for use on hard floors**  
+\$30 U.S. **+\$42 Canada**  
Specify "with soft casters."
- **Extra foam**  
+\$50 U.S. **+\$70 Canada**  
Specify "with extra foam."
- **Bell glide**  
+\$25 U.S. **+\$35 Canada**  
Specify "with glides."

**With Arms**

Non-upholstered



Upholstered seat



Upholstered seat and back

**Armless**

Non-upholstered



Upholstered seat



Upholstered seat and back

✂ = Vecta Express,  
► Page 6

	<b>126101ST</b>		<b>126201SST</b>		<b>126201ST</b>		<b>126100ST</b>		<b>126200SST</b>		<b>126200ST</b>	
	U.S.	Canada	U.S.	Canada	U.S.	Canada	U.S.	Canada	U.S.	Canada	U.S.	Canada
Non-upholstered	\$695	<b>\$973</b>	N.A.	<b>N.A.</b>	N.A.	<b>N.A.</b>	\$642	<b>\$899</b>	N.A.	<b>N.A.</b>	N.A.	<b>N.A.</b>
COM	N.A.	<b>N.A.</b>	\$ 819	<b>\$1147</b>	\$ 856	<b>\$1198</b>	N.A.	<b>N.A.</b>	\$ 765	<b>\$1071</b>	\$ 802	<b>\$1123</b>
Grade 4000	N.A.	<b>N.A.</b>	\$ 819	<b>\$1147</b>	\$ 856	<b>\$1198</b>	N.A.	<b>N.A.</b>	\$ 765	<b>\$1071</b>	\$ 802	<b>\$1123</b>
Grade 5000	N.A.	<b>N.A.</b>	\$ 843	<b>\$1181</b>	\$ 880	<b>\$1232</b>	N.A.	<b>N.A.</b>	\$ 788	<b>\$1103</b>	\$ 826	<b>\$1157</b>
COL	N.A.	<b>N.A.</b>	\$ 843	<b>\$1181</b>	\$ 880	<b>\$1232</b>	N.A.	<b>N.A.</b>	\$ 788	<b>\$1103</b>	\$ 826	<b>\$1157</b>
Leather 1	N.A.	<b>N.A.</b>	\$1103	<b>\$1545</b>	\$1231	<b>\$1723</b>	N.A.	<b>N.A.</b>	\$1049	<b>\$1469</b>	\$1177	<b>\$1648</b>
Leather 2	N.A.	<b>N.A.</b>	\$1152	<b>\$1613</b>	\$1311	<b>\$1835</b>	N.A.	<b>N.A.</b>	\$1098	<b>\$1537</b>	\$1257	<b>\$1760</b>
Group A	N.A.	<b>N.A.</b>	\$ 853	<b>\$1195</b>	\$ 890	<b>\$1246</b>	N.A.	<b>N.A.</b>	\$ 799	<b>\$1119</b>	\$ 836	<b>\$1171</b>
Group B	N.A.	<b>N.A.</b>	\$ 870	<b>\$1218</b>	\$ 907	<b>\$1269</b>	N.A.	<b>N.A.</b>	\$ 816	<b>\$1142</b>	\$ 853	<b>\$1194</b>
Ultraleather	N.A.	<b>N.A.</b>	\$ 870	<b>\$1218</b>	\$ 907	<b>\$1269</b>	N.A.	<b>N.A.</b>	\$ 816	<b>\$1142</b>	\$ 853	<b>\$1194</b>
Group C	N.A.	<b>N.A.</b>	\$ 889	<b>\$1245</b>	\$ 926	<b>\$1296</b>	N.A.	<b>N.A.</b>	\$ 835	<b>\$1169</b>	\$ 872	<b>\$1221</b>
Brisa	N.A.	<b>N.A.</b>	\$ 889	<b>\$1245</b>	\$ 926	<b>\$1296</b>	N.A.	<b>N.A.</b>	\$ 835	<b>\$1169</b>	\$ 872	<b>\$1221</b>
Group D	N.A.	<b>N.A.</b>	\$ 906	<b>\$1269</b>	\$ 943	<b>\$1320</b>	N.A.	<b>N.A.</b>	\$ 852	<b>\$1193</b>	\$ 889	<b>\$1245</b>
Group E	N.A.	<b>N.A.</b>	\$ 923	<b>\$1293</b>	\$ 960	<b>\$1344</b>	N.A.	<b>N.A.</b>	\$ 869	<b>\$1217</b>	\$ 906	<b>\$1269</b>
Group F	N.A.	<b>N.A.</b>	\$ 941	<b>\$1318</b>	\$ 978	<b>\$1369</b>	N.A.	<b>N.A.</b>	\$ 887	<b>\$1242</b>	\$ 924	<b>\$1294</b>
Group G	N.A.	<b>N.A.</b>	\$ 958	<b>\$1342</b>	\$ 995	<b>\$1393</b>	N.A.	<b>N.A.</b>	\$ 904	<b>\$1266</b>	\$ 941	<b>\$1318</b>
Group H	N.A.	<b>N.A.</b>	\$ 995	<b>\$1393</b>	\$1032	<b>\$1444</b>	N.A.	<b>N.A.</b>	\$ 941	<b>\$1317</b>	\$ 978	<b>\$1369</b>

- ▶ Master Class, page 24
- ▶ Seating Yardage Requirements, page 41
- ▶ Product weights, page 382
- ▶ Seating Dimensions, page 46

Standard Includes

- Frame: 16-gauge tubular steel with powder coat color
- Flex bars: two black resilient polypropylene flexible connectors in the back frame allow the back to tilt back approximately eight degrees for added comfort
- Glides: non-marring, black polypropylene
- Seat and back: black textured contoured, injection-molded, high-impact polypropylene
- Upholstered seat or upholstered seat and back, if selected: resilient, flame-retardant, molded urethane foam over injection-molded polypropylene inner shell(s)
- Upholstery, if selected: Vecta fabrics, leather, vinyl, or approved COM

Tip: COM must be approved for use. Call Vecta at 972.641.2860.

- ▶ Seating Yardage Requirements, page 41
- Tip: Chairs do not stack.

Required to Specify

- Product number
  - Powder coat color number and name for frame
  - Fabric company, style name, style number, and color number, if upholstery selected
- ▶ Surface Materials, page 30

With Arms



Non-upholstered



**126111ST**  
U.S.      Canada



Upholstered seat



**126211SST**  
U.S.      Canada



Upholstered seat and back



**126211ST**  
U.S.      Canada

= Vecta Express,  
▶ Page 6

Non-upholstered	\$395	\$553	N.A.	N.A.	N.A.	N.A.
COM	N.A.	N.A.	\$495	\$ 693	\$550	\$ 770
Grade 4000	N.A.	N.A.	\$495	\$ 693	\$550	\$ 770
Grade 5000	N.A.	N.A.	\$517	\$ 724	\$572	\$ 801
COL	N.A.	N.A.	\$517	\$ 724	\$572	\$ 801
Leather 1	N.A.	N.A.	\$765	\$1071	\$907	\$1270
Leather 2	N.A.	N.A.	\$811	\$1135	\$984	\$1378
Group A	N.A.	N.A.	\$528	\$ 739	\$583	\$ 816
Group B	N.A.	N.A.	\$544	\$ 762	\$599	\$ 839
Ultraleather	N.A.	N.A.	\$544	\$ 762	\$599	\$ 839
Group C	N.A.	N.A.	\$561	\$ 785	\$616	\$ 862
Brisa	N.A.	N.A.	\$561	\$ 785	\$616	\$ 862
Group D	N.A.	N.A.	\$577	\$ 808	\$632	\$ 885
Group E	N.A.	N.A.	\$593	\$ 830	\$648	\$ 907
Group F	N.A.	N.A.	\$609	\$ 853	\$664	\$ 930
Group G	N.A.	N.A.	\$627	\$ 878	\$682	\$ 955
Group H	N.A.	N.A.	\$661	\$ 925	\$716	\$1002



- Master Class, page 24    ► Seating Yardage Requirements, page 41  
► Product weights, page 382    ► Seating Dimensions, page 46

#### Standard Includes

- Frame: 16-gauge tubular steel with powder coat color
- Flex bars: two black resilient polypropylene flexible connectors in the back frame allow the back to tilt back approximately eight degrees for added comfort
- Glides: non-marring, black polypropylene
- Seat and back: black textured contoured, injection-molded, high-impact polypropylene
- Upholstered seat or upholstered seat and back, if selected: resilient, flame-retardant, molded urethane foam over injection-molded polypropylene inner shell(s)
- Upholstery, if selected: Vecta fabrics, leather, vinyl, or approved COM

*Tip: COM must be approved for use. Call Vecta at 972.641.2860.*

*Tip: Chairs stack six high on the floor.*

► Seating Yardage Requirements, page 41

#### Required to Specify

- Product number
- Powder coat color number and name for frame
- Fabric company, style name, style number, and color number, if upholstery selected
- Options: if selected (see list)

► Surface Materials, page 30

#### Options

- **Dual-wheel casters**

No cost

Add suffix **C** to product number.

#### Accessories

- **Dolly** ► page 70

#### With Arms



Non-upholstered



**126111**

**U.S.**

**Canada**



Upholstered seat



**126211S**

**U.S.**

**Canada**



Upholstered seat and back



**126211**

**U.S.**

**Canada**

✂ = Vecta Express,  
► Page 6

Non-upholstered	\$304	<del>\$426</del>	N.A.	<del>N.A.</del>	N.A.	<del>N.A.</del>
COM	N.A.	<del>N.A.</del>	\$470	<del>\$ 658</del>	\$535	<del>\$ 749</del>
Grade 4000	N.A.	<del>N.A.</del>	\$470	<del>\$ 658</del>	\$535	<del>\$ 749</del>
Grade 5000	N.A.	<del>N.A.</del>	\$496	<del>\$ 694</del>	\$561	<del>\$ 785</del>
COL	N.A.	<del>N.A.</del>	\$496	<del>\$ 694</del>	\$561	<del>\$ 785</del>
Leather 1	N.A.	<del>N.A.</del>	\$791	<del>\$1107</del>	\$960	<del>\$1344</del>
Leather 2	N.A.	<del>N.A.</del>	\$846	<del>\$1184</del>	\$1051	<del>\$1471</del>
Group A	N.A.	<del>N.A.</del>	\$509	<del>\$ 713</del>	\$574	<del>\$ 804</del>
Group B	N.A.	<del>N.A.</del>	\$528	<del>\$ 739</del>	\$593	<del>\$ 830</del>
Ultraleather	N.A.	<del>N.A.</del>	\$528	<del>\$ 739</del>	\$593	<del>\$ 830</del>
Group C	N.A.	<del>N.A.</del>	\$549	<del>\$ 769</del>	\$614	<del>\$ 860</del>
Brisa	N.A.	<del>N.A.</del>	\$549	<del>\$ 769</del>	\$614	<del>\$ 860</del>
Group D	N.A.	<del>N.A.</del>	\$568	<del>\$ 795</del>	\$633	<del>\$ 886</del>
Group E	N.A.	<del>N.A.</del>	\$587	<del>\$ 822</del>	\$652	<del>\$ 913</del>
Group F	N.A.	<del>N.A.</del>	\$606	<del>\$ 848</del>	\$671	<del>\$ 939</del>
Group G	N.A.	<del>N.A.</del>	\$627	<del>\$ 878</del>	\$692	<del>\$ 969</del>
Group H	N.A.	<del>N.A.</del>	\$668	<del>\$ 935</del>	\$733	<del>\$1026</del>

Dolly

Standard Includes

- 35"D x 14.5"W x 42.5"H four-wheel dolly: black  
*Tip: Holds 10 chairs (40"D x 25"W x 63"H non-upholstered or 68"H upholstered).*



Required to Specify

- Product number

**793390**  
**U.S.** **Canada**  
\$329 \$461

- Master Class, page 24    ► Seating Yardage Requirements, page 42  
 ► Product weights, page 382    ► Seating Dimensions, page 46

**Standard Includes**

- Five-prong base with 25" span: one-piece, die-cast aluminum with powder coat color
- Telescoping hub cover: black plastic
- Hard, dual-wheel casters for use on carpet: black plastic
- Seat and back: fully upholstered, molded plywood inner and outer shells with polyurethane foam
- Enclosed arms, if selected: fully upholstered, molded plywood shell with polyurethane foam
- Upholstery: Vecta fabrics, leather, vinyl, or approved COM  
*Tip: COM and COL must be approved for use. Call Vecta at 972.641.2860.*
  - *Seating Yardage Requirements*, page 42
- Pneumatic height adjustment
- Swivel-tilt control

**Required to Specify**

- Product number
- Powder coat color number and name for base
- Fabric company, style name, style number, and color number
- Options: if selected (see list)
  - *Surface Materials*, page 30

**Options**

- **Polished Aluminum base**  
 +\$150 U.S. **+\$210 Canada**  
 Specify "with Polished Aluminum base."
- **Soft, dual-wheel casters for use on hard floors**  
 +\$30 U.S. **+\$42 Canada**  
 Specify "with soft casters."



Fully enclosed  
upholstered arms

**752266****U.S.    Canada**

✦ = Vecta Express,  
► Page 6

COM	\$1091	<b>\$1527</b>
Grade 4000	\$1091	<b>\$1527</b>
Grade 5000	\$1132	<b>\$1584</b>
COL	\$1132	<b>\$1584</b>
Leather 1	\$1895	<b>\$2653</b>
Leather 2	\$1994	<b>\$2791</b>
Group A	\$1156	<b>\$1618</b>
Group B	\$1207	<b>\$1689</b>
Ultraleather	\$1207	<b>\$1689</b>
Group C	\$1255	<b>\$1757</b>
Brisa	\$1255	<b>\$1757</b>
Group D	\$1320	<b>\$1848</b>
Group E	\$1366	<b>\$1912</b>
Group F	\$1451	<b>\$2031</b>
Group G	\$1515	<b>\$2121</b>
Group H	\$1593	<b>\$2230</b>

- ▶ Master Class, page 24
- ▶ Seating Yardage Requirements, page 42
- ▶ Product weights, page 382
- ▶ Seating Dimensions, page 46

Standard Includes

- Five-prong base with 25" span: one-piece, die-cast aluminum with powder coat color
- Telescoping hub cover: black plastic
- Hard, dual-wheel casters for use on carpet: black plastic
- Seat and back: fully upholstered, molded plywood inner and outer shells with polyurethane foam
- Enclosed arms, if selected: fully upholstered, molded plywood shell with polyurethane foam
- Open arms, if selected: black molded polyurethane
- Upholstery: Vecta fabrics, leather, vinyl, or approved COM  
*Tip: COM and COL must be approved for use. Call Vecta at 972.641.2860.*
- ▶ Seating Yardage Requirements, page 42
- Pneumatic height adjustment
- Swivel-tilt control

Required to Specify

- Product number
- Powder coat color number and name for base
- Fabric company, style name, style number, and color number
- Options: if selected (see list)  
▶ Surface Materials, page 30

Options

- **Polished Aluminum base**  
+\$150 U.S. **+\$210 Canada**  
Specify "with Polished Aluminum base."
- **Soft, dual-wheel casters for use on hard floors**  
+\$30 U.S. **+\$42 Canada**  
Specify "with soft casters."
- **Jury base**  
▶ See page 91



Fully enclosed upholstered arms



**752270**  
U.S. **Canada**



Polyurethane open arms

**753270**  
U.S. **Canada**

= Vecta Express,  
▶ Page 6

COM	\$ 984	<b>\$1378</b>	\$1099	<b>\$1539</b>
Grade 4000	\$ 984	<b>\$1378</b>	\$1099	<b>\$1539</b>
Grade 5000	\$1025	<b>\$1435</b>	\$1140	<b>\$1596</b>
COL	\$1025	<b>\$1435</b>	\$1140	<b>\$1596</b>
Leather 1	\$1788	<b>\$2504</b>	\$1903	<b>\$2665</b>
Leather 2	\$1881	<b>\$2634</b>	\$1976	<b>\$2767</b>
Group A	\$1049	<b>\$1469</b>	\$1164	<b>\$1630</b>
Group B	\$1100	<b>\$1540</b>	\$1215	<b>\$1701</b>
Ultraleather	\$1100	<b>\$1540</b>	\$1215	<b>\$1701</b>
Group C	\$1148	<b>\$1608</b>	\$1263	<b>\$1769</b>
Brisa	\$1148	<b>\$1608</b>	\$1263	<b>\$1769</b>
Group D	\$1213	<b>\$1699</b>	\$1328	<b>\$1860</b>
Group E	\$1259	<b>\$1763</b>	\$1374	<b>\$1924</b>
Group F	\$1344	<b>\$1882</b>	\$1459	<b>\$2043</b>
Group G	\$1408	<b>\$1972</b>	\$1523	<b>\$2133</b>
Group H	\$1486	<b>\$2081</b>	\$1601	<b>\$2242</b>

- Master Class, page 24    ► Seating Yardage Requirements, page 42  
 ► Product weights, page 382    ► Seating Dimensions, page 46

**Standard Includes**

- Five-prong base with 25" span: one-piece, die-cast aluminum with powder coat color
- Telescoping hub cover: black plastic
- Hard, dual-wheel casters for use on carpet: black plastic
- Seat and back: fully upholstered, molded plywood inner and outer shells with polyurethane foam
- Open arms, if selected: black molded polyurethane
- Upholstery: Vecta fabrics, leather, vinyl, or approved COM  
*Tip: COM and COL must be approved for use. Call Vecta at 972.641.2860.*
- *Seating Yardage Requirements, page 42*
- Pneumatic height adjustment
- Swivel-tilt control

**Required to Specify**

- Product number
- Powder coat color number and name for base
- Upholstery name, color number and name
- Options: if selected (see list)  
 ► *Surface Materials, page 30*

**Options**

- **Polished Aluminum base**  
 +\$150 U.S. **+\$210 Canada**  
 Specify "with Polished Aluminum base."
- **Soft, dual-wheel casters for use on hard floors**  
 +\$30 U.S. **+\$42 Canada**  
 Specify "with soft casters."
- **Jury base**  
 ► See page 91



Polyurethane  
open arms

**752010****U.S.      Canada**

COM	\$1003	<b>\$1404</b>
Grade 4000	\$1003	<b>\$1404</b>
Grade 5000	\$1044	<b>\$1461</b>
COL	\$1044	<b>\$1461</b>
Leather 1	\$1807	<b>\$2530</b>
Leather 2	\$1875	<b>\$2625</b>
Group A	\$1068	<b>\$1495</b>
Group B	\$1119	<b>\$1566</b>
Ultraleather	\$1119	<b>\$1566</b>
Group C	\$1167	<b>\$1634</b>
Brisa	\$1167	<b>\$1634</b>
Group D	\$1232	<b>\$1725</b>
Group E	\$1278	<b>\$1789</b>
Group F	\$1363	<b>\$1908</b>
Group G	\$1427	<b>\$1998</b>
Group H	\$1505	<b>\$2107</b>

- Master Class, page 24    ► Seating Yardage Requirements, page 41  
 ► Product weights, page 382    ► Seating Dimensions, page 46

#### Standard Includes

- Five-prong base, 25" span: one-piece, glass reinforced nylon in Grey Onyx
- Hard, dual-wheel casters for use on carpet: black
- Seat: fully upholstered polypropylene pan with urethane foam
- Upholstery: Vecta fabrics, leather, vinyl, or approved COM  
*Tip: COM and COL must be approved for use. Call Vecta at 972.641.2860.*
  - *Seating Yardage Requirements, page 41*
- Back frame: glass reinforced nylon spine and shoulder with cast aluminum support structure
- Pliable flexor back: Thermoplastic Polyurethane (TPU)
- Upholstered back pad, if selected: fully upholstered, urethane foam to match seat upholstery
- Arm pads: black, self-skinning polyurethane arm cap over steel structural interior
- Pneumatic height adjustment
- Seat tilt adjustment
- Lumbar slider with attached nylon-covered polyurethane comfort pad
- Lateral flexers
- Adjustable seat depth
- Width-, angle-, and height-adjustable arms
- Zero front rise

#### Required to Specify

- Product number
- Color number and name for back:
  - 3000 Caribbean
  - 3001 Neon
  - 3002 Rain
  - 3003 Mango
  - 3004 Shadow
- Fabric company, style name, style number, and color number
- Options: if selected (see list)
  - *Surface Materials, page 30*

#### Options

- **Upholstered arm caps to match seat and back upholstery**  
 See upcharges below.  
 Specify "with upholstered arm caps."
- **Soft, dual-wheel casters for use on hard floors**  
 +\$30 U.S. **+\$42 Canada**  
 Specify "with soft casters."



Upholstered seat and TPU back



**L5000**

**U.S.**

**Canada**



Upholstered seat and upholstered back pad on TPU back



**L5100**

**U.S.**

**Canada**

#### Upholstered Arm Caps Option

Add \$ to chair price

✂ = Vecta Express,  
 ► Page 6

	<b>U.S.</b>	<b>Canada</b>	<b>U.S.</b>	<b>Canada</b>	<b>U.S.</b>	<b>Canada</b>
COM	\$1487	<b>\$2082</b>	\$1862	<b>\$2607</b>	+\$125	<b>+\$175</b>
Grade 4000	\$1487	<b>\$2082</b>	\$1862	<b>\$2607</b>	+\$125	<b>+\$175</b>
Grade 5000	\$1499	<b>\$2099</b>	\$1874	<b>\$2624</b>	+\$134	<b>+\$188</b>
COL	\$1499	<b>\$2099</b>	\$1874	<b>\$2624</b>	+\$134	<b>+\$188</b>
Leather 1	\$1737	<b>\$2432</b>	\$2187	<b>\$3062</b>	+\$187	<b>+\$262</b>
Leather 2	\$1756	<b>\$2459</b>	\$2206	<b>\$3089</b>	+\$206	<b>+\$288</b>
Group A	\$1508	<b>\$2111</b>	\$1883	<b>\$2636</b>	+\$141	<b>+\$197</b>
Group B	\$1514	<b>\$2120</b>	\$1889	<b>\$2645</b>	+\$145	<b>+\$203</b>
Ultraleather	\$1514	<b>\$2120</b>	\$1891	<b>\$2648</b>	+\$145	<b>+\$203</b>
Group C	\$1516	<b>\$2123</b>	\$1891	<b>\$2648</b>	+\$146	<b>+\$204</b>
Brisa	\$1516	<b>\$2123</b>	\$1889	<b>\$2645</b>	+\$146	<b>+\$204</b>
Group D	\$1517	<b>\$2124</b>	\$1892	<b>\$2649</b>	+\$147	<b>+\$206</b>
Group E	\$1521	<b>\$2130</b>	\$1896	<b>\$2655</b>	+\$150	<b>+\$210</b>
Group F	\$1527	<b>\$2138</b>	\$1902	<b>\$2663</b>	+\$155	<b>+\$217</b>
Group G	\$1542	<b>\$2159</b>	\$1917	<b>\$2684</b>	+\$166	<b>+\$232</b>
Group H	\$1566	<b>\$2193</b>	\$1941	<b>\$2718</b>	+\$184	<b>+\$258</b>

- Master Class, page 24    ► Seating Yardage Requirements, page 41  
► Product weights, page 382    ► Seating Dimensions, page 46

#### Standard Includes













- Frame: tubular swedged steel with powder coat color
- Seat and back: one-piece blowmolded plastic
- Upholstered seat or upholstered seat and back
- Upholstery, Vecta fabrics, leather, vinyl, or approved COM  
*Tip: COM and COL must be approved for use. Call Vecta at 972.641.2860.*
- Seating Yardage Requirements, page 41
- Glides: polyamide with a chrome cover
- Concealed ganging straps: grey plastic  
*Tip: Up to four upholstered chairs stack on the floor.*


#### Required to Specify

- Product number
- Powder coat color number and name for frame
- Textured plastic color number and name for seat and back:
  - 2040 Anthracite (dark grey)
  - 2041 Cobalt
  - 2042 Persimmon
  - 2043 Light Grey
  - 2044 Vanilla
- Fabric company, style name, and color number, if upholstery selected  
► Surface Materials, page 30

#### Accessories

- Dolly ► page 76

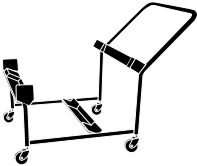
	With Arms						Armless					
												
	Non-upholstered	Upholstered seat	Upholstered seat and back	Non-upholstered	Upholstered seat	Upholstered seat and back						
												
	<b>102550</b>	<b>102650S</b>	<b>102650</b>	<b>102500</b>	<b>102600S</b>	<b>102600</b>						
	U.S.	Canada	U.S.	Canada	U.S.	Canada	U.S.	Canada	U.S.	Canada	U.S.	Canada
Non-upholstered	\$432	\$605	N.A.	N.A.	N.A.	N.A.	\$290	\$406	N.A.	N.A.	N.A.	N.A.
COM	N.A.	N.A.	\$545	\$ 763	\$611	\$ 855	N.A.	N.A.	\$403	\$564	\$470	\$658
Grade 4000	N.A.	N.A.	\$545	\$ 763	\$611	\$ 855	N.A.	N.A.	\$403	\$564	\$470	\$658
Grade 5000	N.A.	N.A.	\$555	\$ 777	\$621	\$ 869	N.A.	N.A.	\$413	\$578	\$480	\$672
COL	N.A.	N.A.	\$555	\$ 777	\$621	\$ 869	N.A.	N.A.	\$413	\$578	\$480	\$672
Leather 1	N.A.	N.A.	\$752	\$1053	\$818	\$1145	N.A.	N.A.	\$610	\$854	\$677	\$948
Leather 2	N.A.	N.A.	\$768	\$1075	\$834	\$1167	N.A.	N.A.	\$626	\$876	\$693	\$970
Group A	N.A.	N.A.	\$567	\$ 794	\$633	\$ 886	N.A.	N.A.	\$425	\$595	\$492	\$689
Group B	N.A.	N.A.	\$573	\$ 802	\$639	\$ 894	N.A.	N.A.	\$431	\$603	\$498	\$697
Ultraleather	N.A.	N.A.	\$573	\$ 802	\$639	\$ 894	N.A.	N.A.	\$431	\$603	\$498	\$697
Group C	N.A.	N.A.	\$574	\$ 804	\$640	\$ 896	N.A.	N.A.	\$432	\$605	\$499	\$699
Brisa	N.A.	N.A.	\$574	\$ 804	\$640	\$ 896	N.A.	N.A.	\$432	\$605	\$499	\$699
Group D	N.A.	N.A.	\$575	\$ 805	\$641	\$ 897	N.A.	N.A.	\$433	\$606	\$500	\$700
Group E	N.A.	N.A.	\$579	\$ 811	\$645	\$ 903	N.A.	N.A.	\$437	\$612	\$504	\$706
Group F	N.A.	N.A.	\$586	\$ 820	\$652	\$ 912	N.A.	N.A.	\$444	\$621	\$511	\$715
Group G	N.A.	N.A.	\$602	\$ 843	\$668	\$ 935	N.A.	N.A.	\$460	\$644	\$527	\$738
Group H	N.A.	N.A.	\$625	\$ 875	\$691	\$ 967	N.A.	N.A.	\$483	\$676	\$550	\$770

 = Vecta Express,  
► Page 6

Dolly


Standard Includes

- 39"D x 25"W x 32"H four-wheel dolly: black  
*Tip: Stacks up to 10 chairs (39"D x 25"W x 61"H upholstered or 56"H non-upholstered).*



Required to Specify

- Product number

 = Vecta Express,  
▶ Page 6

  
**102575**  
**U.S.**     **Canada**

\$703     \$984



## Non-Upholstered or with Upholstered Seat and Back Cushions

- Master Class, page 24    ► Seating Yardage Requirements, page 41  
 ► Product weights, page 382    ► Seating Dimensions, page 46

**Standard Includes**

- Frame: tubular 14-gauge steel with powder coat color
  - Glides: black plastic
  - Seat and back shell: black textured polypropylene or Vecta wood veneer finishes on beech
  - Upholstered seat and back cushions attached to shell, if upholstery selected
  - Upholstery, if selected: Vecta fabrics, leather, vinyl, or approved COM
- Tip: COM and COL must be approved for use. Call Vecta at 972.641.2860.*
- *Seating Yardage Requirements, page 41*
- Central cladding: black textured thermoplastic
  - Arms, if selected: black textured thermoplastic
- Tip: Stack 5 four-leg chairs with arms on the floor only.*

**Required to Specify**

- Product number
  - Powder coat color number and name for frame
  - Wood veneer color number and name for seat and back, if wood shell selected
  - Fabric company, style name, style number, and color number, if upholstery selected
- *Surface Materials, page 30*

**Accessories**

- **Chair Ganger** ► page 79
- **Row Spacer** ► page 79
- **Dolly** ► page 79

**With Arms**

Polypropylene shell

**582151**U.S. **Canada**

Wood shell

**582152**U.S. **Canada****Armless**

Polypropylene shell

**580151**U.S. **Canada**

Wood shell

**580152**U.S. **Canada****Without Upholstered Seat and Back Cushions**

Non-upholstered	\$401	<b>\$ 561</b>	\$ 615	<b>\$ 861</b>	\$275	<b>\$ 385</b>	\$ 489	<b>\$ 685</b>
-----------------	-------	---------------	--------	---------------	-------	---------------	--------	---------------

**With Upholstered Seat and Back Cushions**

COM	\$565	<b>\$ 791</b>	\$ 778	<b>\$1089</b>	\$439	<b>\$ 615</b>	\$ 653	<b>\$ 915</b>
Grade 4000	\$565	<b>\$ 791</b>	\$ 778	<b>\$1089</b>	\$439	<b>\$ 615</b>	\$ 653	<b>\$ 915</b>
Grade 5000	\$581	<b>\$ 813</b>	\$ 795	<b>\$1113</b>	\$455	<b>\$ 637</b>	\$ 669	<b>\$ 937</b>
COL	\$581	<b>\$ 813</b>	\$ 795	<b>\$1113</b>	\$455	<b>\$ 637</b>	\$ 669	<b>\$ 937</b>
Leather 1	\$909	<b>\$1272</b>	\$1123	<b>\$1572</b>	\$783	<b>\$1096</b>	\$ 997	<b>\$1396</b>
Leather 2	\$937	<b>\$1311</b>	\$1151	<b>\$1611</b>	\$811	<b>\$1135</b>	\$1025	<b>\$1435</b>
Group A	\$581	<b>\$ 813</b>	\$ 795	<b>\$1113</b>	\$455	<b>\$ 637</b>	\$ 669	<b>\$ 937</b>
Group B	\$588	<b>\$ 823</b>	\$ 802	<b>\$1123</b>	\$462	<b>\$ 647</b>	\$ 677	<b>\$ 948</b>
Ultraleather	\$588	<b>\$ 823</b>	\$ 802	<b>\$1123</b>	\$462	<b>\$ 647</b>	\$ 677	<b>\$ 948</b>
Group C	\$591	<b>\$ 827</b>	\$ 805	<b>\$1127</b>	\$466	<b>\$ 652</b>	\$ 680	<b>\$ 952</b>
Brisa	\$591	<b>\$ 827</b>	\$ 805	<b>\$1127</b>	\$466	<b>\$ 652</b>	\$ 680	<b>\$ 952</b>
Group D	\$592	<b>\$ 828</b>	\$ 806	<b>\$1128</b>	\$467	<b>\$ 654</b>	\$ 681	<b>\$ 954</b>
Group E	\$594	<b>\$ 831</b>	\$ 808	<b>\$1131</b>	\$469	<b>\$ 657</b>	\$ 683	<b>\$ 957</b>
Group F	\$599	<b>\$ 838</b>	\$ 813	<b>\$1138</b>	\$573	<b>\$ 802</b>	\$ 687	<b>\$ 962</b>
Group G	\$611	<b>\$ 855</b>	\$ 825	<b>\$1155</b>	\$485	<b>\$ 679</b>	\$ 699	<b>\$ 979</b>
Group H	\$637	<b>\$ 891</b>	\$ 851	<b>\$1191</b>	\$511	<b>\$ 715</b>	\$ 725	<b>\$1015</b>

### with Upholstered Seat Cushion

- Master Class, page 24    ► Seating Yardage Requirements, page 41  
► Product weights, page 382    ► Seating Dimensions, page 46

#### Standard Includes

- Frame: tubular 14-gauge steel with powder coat color
- Glides: black plastic
- Seat and back shell: black textured polypropylene or Vecta wood veneer finishes on beech
- Upholstered seat cushion attached to shell
- Upholstery: Vecta fabrics, leather, vinyl, or approved COM  
*Tip: COM and COL must be approved for use. Call Vecta at 972.641.2860.*
- Seating Yardage Requirements, page 41
- Central cladding: black textured thermoplastic
- Arms, if selected: black textured thermoplastic  
*Tip: Stack 5 four-leg chairs with arms on the floor only.*

#### Required to Specify

- Product number
- Powder coat color number and name for frame
- Wood veneer color number and name for seat and back, if wood shell selected
- Fabric company, style name, style number, and color number  
► Surface Materials, page 30

#### Accessories

- **Chair Ganger** ► page 79
- **Row Spacer** ► page 79
- **Dolly** ► page 79

#### With Arms



Polypropylene shell

**582151S**

U.S.

Canada



Wood shell

**582152S**

U.S.

Canada

#### Armless



Polypropylene shell

**580151S**

U.S.

Canada



Wood shell

**580152S**

U.S.

Canada

	U.S.	Canada	U.S.	Canada	U.S.	Canada	U.S.	Canada
COM	\$510	\$ 714	\$ 724	\$1014	\$385	\$ 539	\$599	\$ 839
Grade 4000	\$510	\$ 714	\$ 724	\$1014	\$385	\$ 539	\$599	\$ 839
Grade 5000	\$528	\$ 739	\$ 742	\$1039	\$403	\$ 564	\$617	\$ 864
COL	\$528	\$ 739	\$ 742	\$1039	\$403	\$ 564	\$617	\$ 864
Leather 1	\$855	\$1197	\$1069	\$1497	\$730	\$1022	\$944	\$1322
Leather 2	\$883	\$1236	\$1097	\$1536	\$758	\$1061	\$972	\$1361
Group A	\$528	\$ 739	\$ 742	\$1039	\$401	\$ 561	\$615	\$ 861
Group B	\$535	\$ 749	\$ 749	\$1049	\$409	\$ 573	\$624	\$ 874
Ultraleather	\$535	\$ 749	\$ 749	\$1049	\$409	\$ 573	\$624	\$ 874
Group C	\$537	\$ 752	\$ 751	\$1052	\$412	\$ 577	\$626	\$ 877
Brisa	\$537	\$ 752	\$ 751	\$1052	\$412	\$ 577	\$626	\$ 877
Group D	\$538	\$ 753	\$ 752	\$1053	\$413	\$ 578	\$627	\$ 878
Group E	\$540	\$ 756	\$ 754	\$1056	\$415	\$ 581	\$629	\$ 881
Group F	\$545	\$ 763	\$ 759	\$1063	\$419	\$ 587	\$633	\$ 887
Group G	\$557	\$ 780	\$ 771	\$1080	\$431	\$ 603	\$645	\$ 903
Group H	\$583	\$ 816	\$ 797	\$1116	\$457	\$ 640	\$671	\$ 940

## Chair Gangers for Use with Four-Leg Chairs

### Standard Includes

- Underseat ganger: black wire



For chairs with arms

**582900**

U.S. **Canada**

\$32 **\$45**

### Required to Specify

- Product number



For armless chairs

**580900**

U.S. **Canada**

\$33 **\$46**

## Row Spacers

### Standard Includes

- Spacer: black
- Tip: One spacer per six seats is recommended.*



Narrow  
15.6" between rows

**589201**

U.S. **Canada**

\$44 **\$62**

### Required to Specify

- Product number



Wide  
23.25" between rows

**589202**

U.S. **Canada**

\$46 **\$64**

## Dolly

### Standard Includes

- 46.5"D x 22.5"W x 39.5"H four-wheel dolly: black
- Tip: Stacks 12 armless four-leg chairs (47.2"D x 21.2"W x 69"H non-upholstered or 75"H upholstered). Stacks 5 four-leg chairs with arms (47.2"D x 24.4"W x 47.2"H non-upholstered or 50"H upholstered).*



**589203**

U.S. **Canada**

\$521 **\$729**

### Required to Specify

- Product number

### Non-Upholstered or with Upholstered Seat and Back Cushions

- Master Class, page 24    ► Seating Yardage Requirements, page 41  
► Product weights, page 382    ► Seating Dimensions, page 46

#### Standard Includes

- Frame: oval-shaped tubular 14-gauge steel with powder coat color
- Glides: black plastic
- Seat and back shell: black textured polypropylene or Vecta wood veneer finishes on beech
- Upholstered seat and back cushions attached to shell, if upholstery selected
- Upholstery, if selected: Vecta fabrics, leather, vinyl, or approved COM  
*Tip: COM and COL must be approved for use. Call Vecta at 972.641.2860.*
- Seating Yardage Requirements, page 41
- Central cladding: black textured thermoplastic
- Arms, if selected: black textured thermoplastic

#### Required to Specify

- Product number
- Powder coat color number and name for frame
- Wood veneer color number and name for seat and back, if wood shell selected
- Fabric company, style name, style number, and color number, if cushions selected
- Surface Materials, page 30

#### With Arms



Polypropylene shell

**582181**  
U.S.    **Canada**



Wood shell

**582182**  
U.S.    **Canada**

#### Armless



Polypropylene shell

**580181**  
U.S.    **Canada**



Wood shell

**580182**  
U.S.    **Canada**

### Without Upholstered Seat and Back Cushions

Non-upholstered	\$443	<b>\$ 620</b>	\$ 657	<b>\$ 920</b>	\$317	<b>\$ 444</b>	\$ 531	<b>\$ 743</b>
-----------------	-------	---------------	--------	---------------	-------	---------------	--------	---------------

### With Upholstered Seat and Back Cushions

COM	\$606	<b>\$ 848</b>	\$ 820	<b>\$ 1148</b>	\$480	<b>\$ 672</b>	\$ 694	<b>\$ 971</b>
Grade 4000	\$606	<b>\$ 848</b>	\$ 820	<b>\$ 1148</b>	\$480	<b>\$ 672</b>	\$ 694	<b>\$ 971</b>
Grade 5000	\$624	<b>\$ 873</b>	\$ 838	<b>\$ 1173</b>	\$498	<b>\$ 697</b>	\$ 712	<b>\$ 996</b>
COL	\$624	<b>\$ 873</b>	\$ 838	<b>\$ 1173</b>	\$498	<b>\$ 697</b>	\$ 712	<b>\$ 996</b>
Leather 1	\$952	<b>\$1333</b>	\$1166	<b>\$1633</b>	\$826	<b>\$1157</b>	\$1040	<b>\$1456</b>
Leather 2	\$980	<b>\$1372</b>	\$1182	<b>\$1655</b>	\$854	<b>\$1196</b>	\$1056	<b>\$1478</b>
Group A	\$620	<b>\$ 868</b>	\$ 834	<b>\$ 1168</b>	\$498	<b>\$ 697</b>	\$ 712	<b>\$ 996</b>
Group B	\$626	<b>\$ 876</b>	\$ 840	<b>\$ 1176</b>	\$503	<b>\$ 704</b>	\$ 717	<b>\$1003</b>
Ultraleather	\$626	<b>\$ 876</b>	\$ 840	<b>\$ 1176</b>	\$503	<b>\$ 704</b>	\$ 717	<b>\$1003</b>
Group C	\$627	<b>\$ 878</b>	\$ 841	<b>\$ 1178</b>	\$504	<b>\$ 706</b>	\$ 718	<b>\$1005</b>
Brisa	\$627	<b>\$ 878</b>	\$ 841	<b>\$ 1178</b>	\$504	<b>\$ 706</b>	\$ 718	<b>\$1005</b>
Group D	\$628	<b>\$ 879</b>	\$ 842	<b>\$ 1179</b>	\$505	<b>\$ 707</b>	\$ 719	<b>\$1006</b>
Group E	\$630	<b>\$ 882</b>	\$ 844	<b>\$ 1182</b>	\$508	<b>\$ 711</b>	\$ 722	<b>\$1010</b>
Group F	\$636	<b>\$ 890</b>	\$ 850	<b>\$ 1190</b>	\$513	<b>\$ 718</b>	\$ 727	<b>\$1017</b>
Group G	\$651	<b>\$ 911</b>	\$ 865	<b>\$ 1211</b>	\$528	<b>\$ 739</b>	\$ 742	<b>\$1038</b>
Group H	\$678	<b>\$ 949</b>	\$ 892	<b>\$ 1249</b>	\$555	<b>\$ 777</b>	\$ 769	<b>\$1076</b>

## with Upholstered Seat Cushion

- Master Class, page 24    ► Seating Yardage Requirements, page 41  
 ► Product weights, page 382    ► Seating Dimensions, page 46

**Standard Includes**

- Frame: oval-shaped tubular 14-gauge steel with powder coat color
- Glides: black plastic
- Seat and back shell: black textured polypropylene or Vecta wood veneer finishes on beech
- Upholstered seat cushion attached to shell
- Upholstery: Vecta fabrics, leather, vinyl, or approved COM  
*Tip: COM and COL must be approved for use. Call Vecta at 972.641.2860.*
- Seating Yardage Requirements, page 41
- Central cladding: black textured thermoplastic
- Arms, if selected: black textured thermoplastic

**Required to Specify**

- Product number
- Powder coat color number and name for frame
- Wood veneer color number and name for seat and back, if wood shell selected
- Fabric company, style name, style number, and color number
- Surface Materials, page 30

**With Arms**

Polypropylene shell

**582181S****U.S.    Canada**

Wood shell

**582182S****U.S.    Canada****Armless**

Polypropylene shell

**580181S****U.S.    Canada**

Wood shell

**580182S****U.S.    Canada**

	<b>582181S</b> <b>U.S.    Canada</b>	<b>582182S</b> <b>U.S.    Canada</b>	<b>580181S</b> <b>U.S.    Canada</b>	<b>580182S</b> <b>U.S.    Canada</b>
COM	\$552    \$ 773	\$ 766    \$1072	\$426    \$ 596	\$ 641    \$ 897
Grade 4000	\$552    \$ 773	\$ 766    \$1072	\$426    \$ 596	\$ 641    \$ 897
Grade 5000	\$570    \$ 798	\$ 785    \$1099	\$445    \$ 623	\$ 660    \$ 924
COL	\$570    \$ 798	\$ 785    \$1099	\$445    \$ 623	\$ 660    \$ 924
Leather 1	\$898    \$1257	\$1112    \$1556	\$772    \$1080	\$ 987    \$1381
Leather 2	\$926    \$1297	\$1129    \$1580	\$800    \$1120	\$1004    \$1405
Group A	\$567    \$ 794	\$ 781    \$1093	\$445    \$ 623	\$ 660    \$ 924
Group B	\$573    \$ 802	\$ 787    \$1101	\$450    \$ 630	\$ 665    \$ 931
Ultraleather	\$573    \$ 802	\$ 787    \$1101	\$450    \$ 630	\$ 665    \$ 931
Group C	\$574    \$ 804	\$ 788    \$1103	\$451    \$ 631	\$ 666    \$ 932
Brisa	\$574    \$ 804	\$ 788    \$1103	\$451    \$ 631	\$ 666    \$ 932
Group D	\$575    \$ 805	\$ 789    \$1104	\$452    \$ 632	\$ 667    \$ 933
Group E	\$577    \$ 808	\$ 791    \$1107	\$454    \$ 635	\$ 669    \$ 936
Group F	\$582    \$ 815	\$ 796    \$1114	\$459    \$ 642	\$ 674    \$ 943
Group G	\$597    \$ 836	\$ 811    \$1135	\$474    \$ 663	\$ 689    \$ 964
Group H	\$624    \$ 874	\$ 838    \$1173	\$501    \$ 701	\$ 716    \$1002

- Master Class, page 24    ► Seating Yardage Requirements, page 41  
► Product weights, page 382    ► Seating Dimensions, page 46

**Standard Includes**

- Frame: 16-gauge tubular steel with black powder coat
  - Glides: black plastic
  - Separate contoured seat and back shells: injection-molded solid-color polypropylene with textured finish
  - Arm caps integral to tubular frame: black injection-molded polypropylene
  - Upholstered seat or upholstered seat and back, if selected: 0.39"-thick molded polyether foam glued to the seat and 0.10"-thick fabricated polyether foam glued to inside of back shell
  - Upholstery, if selected: Vecta fabrics, leather, vinyl, or approved COM
- Tip: COM and COL must be approved for use. Call Vecta at 972.641.2860.*

► **Seating Yardage Requirements**, page 41

*Tip: Up to six non-upholstered and four upholstered chairs stack on the floor.*

**Required to Specify**

- Product number
  - For non-upholstered chair: plastic color number and name for seat and back.
- Tip: Seat and back shell can be specified in the same color or in different colors.*
- 4005 Black
  - 4023 Lavender
  - 4029 Light Green
  - 4030 Ivory
  - 4094 Grey

- For upholstered seat or upholstered seat and back: plastic color number and name for back shell.

*Tip: When seat is upholstered, seat shell color does not show. The underside is always black.*

- 4005 Black
- 4023 Lavender
- 4029 Light Green
- 4030 Ivory
- 4094 Grey

- Fabric company, style name, style number, and color number, if upholstery selected

- Options: if selected (see list)

► **Surface Materials**, page 30

**Options**

- **Chrome frame**

+\$30 U.S. **+\$42 Canada**

Specify "with chrome frame."

- **Right-hand tablet**

Available on chairs with arms only. Swivels up: black only

+\$120 U.S. **+\$168 Canada**

Specify "with right-hand tablet."

**Accessories**

- **Dolly** ► page 84
- **Ganger** ► page 84
- **Bookrack** ► page 85

**Armless**

Non-upholstered



**130111**  
U.S. **Canada**



Upholstered seat

**130211S**  
U.S. **Canada**

Upholstered seat  
and back

**130211**  
U.S. **Canada**

**With Arms**

Non-upholstered



**130222**  
U.S. **Canada**



Upholstered seat

**130322S**  
U.S. **Canada**

Upholstered seat  
and back

**130322**  
U.S. **Canada**

✱ = Vecta Express,  
► Page 6

Non-upholstered	\$190	\$266	N.A.	N.A.	N.A.	N.A.	\$250	\$350	N.A.	N.A.	N.A.	N.A.
COM	N.A.	N.A.	\$255	\$357	\$365	\$511	N.A.	N.A.	\$315	\$441	\$425	\$595
Grade 4000	N.A.	N.A.	\$255	\$357	\$365	\$511	N.A.	N.A.	\$315	\$441	\$425	\$595
Grade 5000	N.A.	N.A.	\$273	\$382	\$383	\$536	N.A.	N.A.	\$333	\$466	\$443	\$620
COL	N.A.	N.A.	\$273	\$382	\$383	\$536	N.A.	N.A.	\$333	\$466	\$443	\$620
Leather 1	N.A.	N.A.	\$310	\$434	\$480	\$672	N.A.	N.A.	\$370	\$518	\$540	\$756
Leather 2	N.A.	N.A.	\$322	\$451	\$502	\$703	N.A.	N.A.	\$382	\$535	\$562	\$787
Group A	N.A.	N.A.	\$289	\$405	\$399	\$559	N.A.	N.A.	\$349	\$489	\$459	\$643
Group B	N.A.	N.A.	\$295	\$413	\$405	\$567	N.A.	N.A.	\$355	\$497	\$465	\$651
Ultraleather	N.A.	N.A.	\$295	\$413	\$405	\$567	N.A.	N.A.	\$355	\$497	\$465	\$651
Group C	N.A.	N.A.	\$300	\$420	\$410	\$574	N.A.	N.A.	\$360	\$504	\$470	\$658
Brisa	N.A.	N.A.	\$300	\$420	\$410	\$574	N.A.	N.A.	\$360	\$504	\$470	\$658
Group D	N.A.	N.A.	\$304	\$426	\$414	\$580	N.A.	N.A.	\$364	\$510	\$474	\$664
Group E	N.A.	N.A.	\$312	\$437	\$422	\$591	N.A.	N.A.	\$372	\$521	\$482	\$675
Group F	N.A.	N.A.	\$320	\$448	\$430	\$602	N.A.	N.A.	\$380	\$532	\$490	\$686
Group G	N.A.	N.A.	\$324	\$454	\$434	\$608	N.A.	N.A.	\$384	\$538	\$494	\$692
Group H	N.A.	N.A.	\$328	\$459	\$438	\$613	N.A.	N.A.	\$388	\$543	\$498	\$697

- Master Class, page 24    ► Seating Yardage Requirements, page 41  
► Product weights, page 382    ► Seating Dimensions, page 46

#### Standard Includes

- Frame: 16-gauge tubular steel with black powder coat
- Glides: black plastic
- Separate contoured seat and back shells: injection-molded solid-color polypropylene with textured finish
- Arm cap integral to tubular frame: black injection-molded polypropylene
- Upholstered seat or upholstered seat and back, if selected: 0.39"-thick molded polyether foam glued to the seat and 0.10"-thick fabricated polyether foam glued to inside of back shell
- Upholstery, if selected: Vecta fabrics, leather, vinyl, or approved COM  
*Tip: COM and COL must be approved for use. Call Vecta at 972.641.2860.*  
► [Seating Yardage Requirements](#), page 41
- Tablet arm: black writing tablet in high-density laminated wood  
*Tip: Up to six non-upholstered and four upholstered chairs stack on the floor.*

#### Required to Specify

- Product number
- For non-upholstered chair: plastic color number and name for seat and back.  
*Tip: Seat and back shell can be specified in the same color or in different colors.*
  - 4005 Black
  - 4023 Lavender
  - 4029 Light Green
  - 4030 Ivory
  - 4094 Grey

- For upholstered seat or upholstered seat and back: plastic color number and name for back shell.

*Tip: When seat is upholstered, seat shell color does not show. The underside is always black.*

- 4005 Black
- 4023 Lavender
- 4029 Light Green
- 4030 Ivory
- 4094 Grey

- Fabric company, style name, style number, and color number, if upholstery selected

- Options: if selected (see list)

► [Surface Materials](#), page 30

#### Options

- **Chrome frame**

+\$30 U.S. **+\$42 Canada**

Specify "with chrome frame."

#### Accessories

- **Dolly** ► page 84
- **Ganger** ► page 84
- **Bookrack** ► page 85

#### With Right-Hand Tablet Arm



Non-upholstered

**130333**

**U.S.    Canada**



Upholstered seat

**130433S**

**U.S.    Canada**



Upholstered seat and back

**130433**

**U.S.    Canada**

	U.S.	Canada	U.S.	Canada	U.S.	Canada
Non-upholstered	\$355	\$497	N.A.	N.A.	N.A.	N.A.
COM	N.A.	N.A.	\$420	\$588	\$530	\$742
Grade 4000	N.A.	N.A.	\$420	\$588	\$530	\$742
Grade 5000	N.A.	N.A.	\$438	\$613	\$548	\$767
COL	N.A.	N.A.	\$438	\$613	\$548	\$767
Leather 1	N.A.	N.A.	\$475	\$665	\$645	\$903
Leather 2	N.A.	N.A.	\$487	\$682	\$667	\$934
Group A	N.A.	N.A.	\$454	\$636	\$564	\$790
Group B	N.A.	N.A.	\$460	\$644	\$570	\$798
Ultraleather	N.A.	N.A.	\$460	\$644	\$570	\$798
Group C	N.A.	N.A.	\$465	\$651	\$575	\$805
Brisa	N.A.	N.A.	\$465	\$651	\$575	\$805
Group D	N.A.	N.A.	\$469	\$657	\$579	\$811
Group E	N.A.	N.A.	\$477	\$668	\$587	\$822
Group F	N.A.	N.A.	\$485	\$679	\$595	\$833
Group G	N.A.	N.A.	\$489	\$685	\$599	\$839
Group H	N.A.	N.A.	\$493	\$690	\$603	\$844

Dolly

Standard Includes

- 33"D x 24"W x 39"H four-wheel dolly: black powder coat  
*Tip: Stacks 10 chairs (33"D x 24"W x 62"H non-upholstered or 67"H upholstered).*

Required to Specify

- Product number



 = Vecta Express,  
▶ Page 6



**130399**

**U.S.      Canada**

\$495      \$693

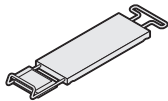
Ganger

Standard Includes

- Ganger: black steel wire frame
- Expands to link chairs
- Attaches to bottom of chair
- Seat I.D. plate located on hook side of ganger  
*Tip: Ganged chairs have 6.63" gap between chairs.*

Required to Specify

- Product number



**130376**

**U.S.      Canada**

\$33      \$46



## Bookrack

### Standard Includes

- 15"W x 11.4"L bookrack: steel with black powder coat or chrome
- Hangs 7.7" from seat
- Fastens under seat and to rear legs.

### Required to Specify

- Product number



Black

**130377**

U.S. **Canada**

\$80 **\$112**



Chrome

**130388**

U.S. **Canada**

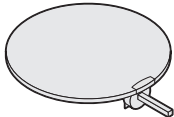
\$90 **\$126**

## Right-Hand Tablet

### Standard Includes

- 0.47"-thick, 11.82"-diameter high-density tablet: black laminated wood
- Swivel mechanism, which allows tablet to be moved from horizontal writing position to a down storage position, to the right of chair arm.

*Tip: Tablet is retrofittable on right arm only.*



**130375**

U.S. **Canada**

\$120 **\$168**

- Master Class, page 24    ► Seating Yardage Requirements, page 41  
 ► Product weights, page 382    ► Seating Dimensions, page 46

**Standard Includes**

- Five-prong base with 25" span: one-piece, die-cast aluminum with powder coat color
- Telescoping hub cover: black plastic
- Hard, dual-wheel casters for use on carpet: black plastic
- Seat and back: 14-gauge, 1" diameter, tubular steel frame in powder coat color that wraps around a fully upholstered outer shell with three upholstered inside sections of polyurethane foam and fiberfill material.  
*Tip: Each inside section snap-locks to outer shell for field replacement.*
- Open arms: black self-skinning molded polyurethane
- Upholstery: Vecta fabrics, leather, vinyl, or approved COM  
*Tip: COM and COL must be approved for use. Call Vecta at 972.641.2860.*
- *Seating Yardage Requirements, page 41*
- Pneumatic height adjustment
- Tilt-tension adjustment

**Required to Specify**

- Product number
- Powder coat color number and name for base and seat and back frame
- Fabric company, style name, style number, and color number
- Options: if selected (see list)  
 ► *Surface Materials, page 30*

**Options**

- **Polished Aluminum base with chrome frame**  
 +\$150 U.S. **+\$210 Canada**  
 Specify "with Polished Aluminum base."
- **Soft, dual-wheel casters for use on hard floors**  
 +\$30 U.S. **+\$42 Canada**  
 Specify "with soft casters."
- **Jury base**  
 ► See page 91



**612179**  
**U.S.    Canada**

COM	\$ 940	<b>\$1316</b>
Grade 4000	\$ 940	<b>\$1316</b>
Grade 5000	\$ 999	<b>\$1399</b>
COL	\$ 999	<b>\$1399</b>
Leather 1	\$1554	<b>\$2176</b>
Leather 2	\$1626	<b>\$2276</b>
Group A	\$ 998	<b>\$1397</b>
Group B	\$1046	<b>\$1464</b>
Ultraleather	\$1046	<b>\$1464</b>
Group C	\$1088	<b>\$1523</b>
Brisa	\$1088	<b>\$1523</b>
Group D	\$1145	<b>\$1603</b>
Group E	\$1186	<b>\$1660</b>
Group F	\$1261	<b>\$1765</b>
Group G	\$1320	<b>\$1848</b>
Group H	\$1387	<b>\$1942</b>

- Master Class, page 24    ► Seating Yardage Requirements, page 41  
► Product weights, page 382    ► Seating Dimensions, page 46

**Standard Includes**

- Frame: cantilevered, 14 gauge, 1" diameter with powder coat color
  - Seat and back: 14-gauge, 1" diameter, tubular steel frame in powder coat color that wraps around a fully upholstered outer shell with three upholstered inside sections of polyurethane foam and fiberfill material.  
*Tip: Each inside section snap-locks to outer shell for field replacement.*
  - Arm pads, if selected: leather  
*Tip: Arm pads are standard in black leather if chair is upholstered in fabric. If chair is upholstered in leather, the arm pads will be upholstered in matching leather.*
  - Upholstery: Vecta fabrics, leather, vinyl, or approved COM upholstery materials  
*Tip: COM and COL must be approved for use. Call Vecta at 972.641.2860.*
- Seating Yardage Requirements, page 41

**Required to Specify**

- Product number
- Powder coat color number and name for frame
- Fabric company, style name, style number, and color number
- Options: if selected (see list)  
► Surface Materials, page 30

**Options**

- **Chrome sled base**  
+\$80 U.S. **+\$112 Canada**  
Specify "with chrome sled base."
- **Leather arm caps in color other than black**  
(chairs upholstered in fabric only)  
+\$26 U.S. **+\$36 Canada**  
Specify "with colored leather arm caps" and select leather color number and name.  
► Surface Materials, page 30



With arm pad

**612232****U.S.    Canada**

Without arm pad

**612197****U.S.    Canada**

COM	\$ 832	<b>\$1165</b>	\$ 832	<b>\$1165</b>
Grade 4000	\$ 832	<b>\$1165</b>	\$ 832	<b>\$1165</b>
Grade 5000	\$ 892	<b>\$1249</b>	\$ 892	<b>\$1249</b>
COL	\$ 892	<b>\$1249</b>	\$ 892	<b>\$1249</b>
Leather 1	\$1446	<b>\$2025</b>	\$1446	<b>\$2025</b>
Leather 2	\$1518	<b>\$2125</b>	\$1518	<b>\$2125</b>
Group A	\$ 890	<b>\$1246</b>	\$ 890	<b>\$1246</b>
Group B	\$ 938	<b>\$1313</b>	\$ 938	<b>\$1313</b>
Ultraleather	\$ 938	<b>\$1313</b>	\$ 938	<b>\$1313</b>
Group C	\$ 980	<b>\$1372</b>	\$ 980	<b>\$1372</b>
Brisa	\$ 980	<b>\$1372</b>	\$ 980	<b>\$1372</b>
Group D	\$1037	<b>\$1452</b>	\$1037	<b>\$1452</b>
Group E	\$1078	<b>\$1509</b>	\$1078	<b>\$1509</b>
Group F	\$1153	<b>\$1614</b>	\$1153	<b>\$1614</b>
Group G	\$1212	<b>\$1697</b>	\$1212	<b>\$1697</b>
Group H	\$1279	<b>\$1791</b>	\$1279	<b>\$1791</b>

- ▶ Master Class, page 24
- ▶ Product weights, page 382

Standard Includes

- Seat height: 17.5" (may vary slightly by product)
- Jury base with memory return and 180 degree swivel
- Base is made up of 2.5"-diameter column and 8" base plate: 1014 Black only
- Hardware for floor attachment not included

Required to Specify

- Product number of jury base  
*Tip: Add jury base upcharge (List Price) to the price of the corresponding chair product number. Add upcharges for any additional options chosen.*
- Upholstery name, color number and name
- Options: if selected (see specific product pages)  
▶ *Surface Materials*, page 30

Jury Base Product Number	Corresponding Chair Product Number	Page	Available Mechanism	List Price Add \$ to chair price U.S. Canada
--------------------------	------------------------------------	------	---------------------	--

Bira Series with Fully Enclosed Upholstered Arms

Mid Back

782028	782270	57	Swivel tilt return	+\$77 +\$107
--------	--------	----	--------------------	--------------

4 O’Clock Series AM+ with T-Arms

Mid Back, Fully Upholstered

407221	407121	58	Swivel return	+\$77 +\$107
--------	--------	----	---------------	--------------

Mid Back, Shell Back

408221	408121	58	Swivel return	+\$77 +\$107
--------	--------	----	---------------	--------------

4 O’Clock Series PM with Loop Arms

High Back, Fully Upholstered

415227	415127	60	Swivel return	+\$77 +\$107
--------	--------	----	---------------	--------------

Mid Back, Fully Upholstered

405217	405117	60	Swivel return	+\$77 +\$107
--------	--------	----	---------------	--------------

Mid Back, Shell Back

406217	406117	60	Swivel return	+\$77 +\$107
--------	--------	----	---------------	--------------

- ▶ Master Class, page 24
- ▶ Product weights, page 382

Standard Includes

- Seat height: 17.5" (may vary slightly by product)
- Jury base with memory return and 180 degree swivel
- Base is made up of 2.5"-diameter column and 8" base plate: 1014 Black only
- Hardware for floor attachment not included

Required to Specify

- Product number of jury base  
*Tip: Add jury base upcharge (List Price) to the price of the corresponding chair product number. Add upcharges for any additional options chosen.*
- Upholstery name, color number and name
- Options: if selected (see specific product pages)  
▶ *Surface Materials*, page 30



Jury Base Product Number	Corresponding Chair Product Number	Page	Available Mechanism	List Price Add \$ to chair price	
				U.S.	Canada
<b>4 O'Clock Series PM with T-Arms</b>					
High Back, Fully Upholstered					
415216	415116	61	Swivel return	+\$77	+\$107
Mid Back, Fully Upholstered					
405206	405116	61	Swivel return	+\$77	+\$107
Mid Back, Shell Back					
406206	406116	61	Swivel return	+\$77	+\$107
<b>4 O'Clock Series PM Armless</b>					
Mid Back, Fully Upholstered					
405215	405115	62	Swivel return	+\$77	+\$107

- Master Class, page 24  
 ► Product weights, page 382

**Standard Includes**

- Pneumatic height adjustment
- Jury base with memory return and 180 degree swivel
- Standard jury base, if selected, is made up of 2.5"-diameter column and 8" base plate: 1014 Black only  
*Tip: Standard seat height range: 16.5"-20.5"H*
- Tall jury base, if selected, is made up of 2.5"-diameter column and 8" base plate: 1014 Black only  
*Tip: Tall seat height range: 19.25"-23.25"H*
- Hardware for floor attachment not included

**Required to Specify**

- Product number of jury base  
*Tip: Add jury base upcharge (List Price) to the price of the corresponding chair product number. Add upcharges for any additional options chosen.*
- Upholstery name, color number and name
- Options: if selected (see specific product pages)  
 ► *Surface Materials*, page 30

Jury Base Product Number	Corresponding Chair Product Number	Page	Available Mechanism	List Price Add \$ to chair price U.S. <b>Canada</b>
--------------------------	------------------------------------	------	---------------------	---

**Standard Jury Base****Kart with Arms**

## Non Upholstered

<b>127101J</b>	<b>126101</b>	65	Pneumatic swivel-tilt return	+\$150 <b>+\$210</b>
----------------	---------------	----	------------------------------	----------------------

## Upholstered Seat

<b>127201SJ</b>	<b>126201S</b>	65	Pneumatic swivel-tilt return	+\$150 <b>+\$210</b>
-----------------	----------------	----	------------------------------	----------------------

## Upholstered Seat and Back

<b>127201J</b>	<b>126201</b>	65	Pneumatic swivel-tilt return	+\$150 <b>+\$210</b>
----------------	---------------	----	------------------------------	----------------------

**Kart Armless**

## Non Upholstered

<b>127100J</b>	<b>126100</b>	65	Pneumatic swivel-tilt return	+\$150 <b>+\$210</b>
----------------	---------------	----	------------------------------	----------------------

## Upholstered Seat

<b>127200SJ</b>	<b>126200S</b>	65	Pneumatic swivel-tilt return	+\$150 <b>+\$210</b>
-----------------	----------------	----	------------------------------	----------------------

## Upholstered Seat and Back

<b>127200J</b>	<b>126200</b>	65	Pneumatic swivel-tilt return	+\$150 <b>+\$210</b>
----------------	---------------	----	------------------------------	----------------------

**Tall Jury Base****Kart with Arms**

## Non Upholstered

<b>128101J</b>	<b>126101</b>	65	Pneumatic swivel-tilt return	+\$150 <b>+\$210</b>
----------------	---------------	----	------------------------------	----------------------

## Upholstered Seat

<b>128201SJ</b>	<b>126201S</b>	65	Pneumatic swivel-tilt return	+\$150 <b>+\$210</b>
-----------------	----------------	----	------------------------------	----------------------

## Upholstered Seat and Back

<b>128201J</b>	<b>126201</b>	65	Pneumatic swivel-tilt return	+\$150 <b>+\$210</b>
----------------	---------------	----	------------------------------	----------------------

**Kart Armless**

## Non Upholstered

<b>128100J</b>	<b>126100</b>	65	Pneumatic swivel-tilt return	+\$150 <b>+\$210</b>
----------------	---------------	----	------------------------------	----------------------

## Upholstered Seat

<b>128200SJ</b>	<b>126200S</b>	65	Pneumatic swivel-tilt return	+\$150 <b>+\$210</b>
-----------------	----------------	----	------------------------------	----------------------

## Upholstered Seat and Back

<b>128200J</b>	<b>126200</b>	65	Pneumatic swivel-tilt return	+\$150 <b>+\$210</b>
----------------	---------------	----	------------------------------	----------------------

*Tip: Kart seat folds up.*



- Master Class, page 24  
 ► Product weights, page 382

**Standard Includes**

- Seat height: 17.5" (may vary slightly by product)
- Jury base with memory return and 180 degree swivel
- Base is made up of 2.5"-diameter column and 8" base plate: 1014 Black only
- Hardware for floor attachment not included

**Required to Specify**

- Product number of jury base  
*Tip: Add jury base upcharge (List Price) to the price of the corresponding chair product number. Add upcharges for any additional options chosen.*
- Upholstery name, color number and name
- Options: if selected (see specific product pages)  
 ► *Surface Materials*, page 30



Jury Base Product Number	Corresponding Chair Product Number	Page	Available Mechanism	List Price Add \$ to chair price U.S. Canada
<b>Kelly Series with Fully Enclosed, Upholstered Arms</b>				
Mid Back				
<b>752028</b>	<b>752270</b>	72	Swivel tilt return	+\$77 <b>+\$107</b>



<b>Kelly Series with Polyurethane, Open Arms</b>				
Mid Back				
<b>752025</b>	<b>753270</b>	72	Swivel tilt return	+\$77 <b>+\$107</b>



<b>Kelly Series with Polyurethane, Open Arms</b>				
Low Back				
<b>752015</b>	<b>752010</b>	73	Swivel tilt return	+\$77 <b>+\$107</b>



<b>61 Series</b>				
<b>612180</b>	<b>612179</b>	86	Swivel tilt return	+\$77 <b>+\$107</b>





94 **Statement of Line****Master Class**

116	Seating Capacity Guidelines
117	Construction Details
117	Sectioned and Custom Tops
118	Cut-Down Tops
118	Surface Materials
122	Edge Profiles
123	Table Edge Selection Guide
125	Table Base Finishes
125	Care and Maintenance
126	Vecta Tables Surface Materials Listing
127	Connections
129	Casters
129	Flip Top
129	Special Height Tables
129	Keyboard Shelves
130	Power and Voice/Data Access
131	Power and Voice/Data Overview
133	Grommet Locations
134	Spheres
135	Sphere Locations
136	Interport
139	Juice
143	Juice Wiring Schematics
145	Interact
145	VersaCable
145	Power Strips
146	Wire Managers
147	Arriva
149	Ballet
175	Cafe Collection
178	Derby
218	Disc
229	540 Series
245	Ginkgo Biloba
265	Grip
276	The Reunion Collection
309	Rizzi Arc
320	Runner
353	Train
369	Frontier Privacy Screens

**e-table 2**

Refer to e-table 2 Supplemental Price List  
dated April 7, 2003, form number 040302.  
Contact your Vecta sales representative.

► Master Class, page 116

Rectangular Folding Tables

► Pages 147–148

48"

18"

T

48"

24"

T U

48"

30"

T U

60"

18"

T

60"

24"

T U

60"

30"

T U

60"

36"

U

72"

18"

T

72"

24"

T U

72"

30"

T U

72"

36"

U

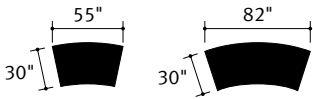
T=T-base

U=U-base

► Master Class, pages 116, 149

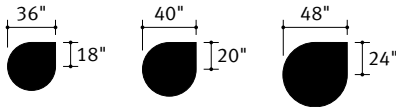
**Arc**

► Page 151



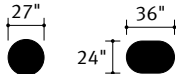
**Teardrop**

► Page 152



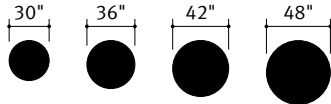
**Side Tables**

► Page 153



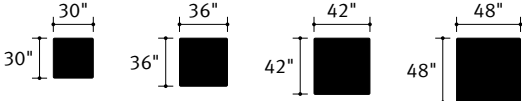
**Round Pedestal Tables\***

► Page 154



**Square Pedestal Tables**

► Page 155

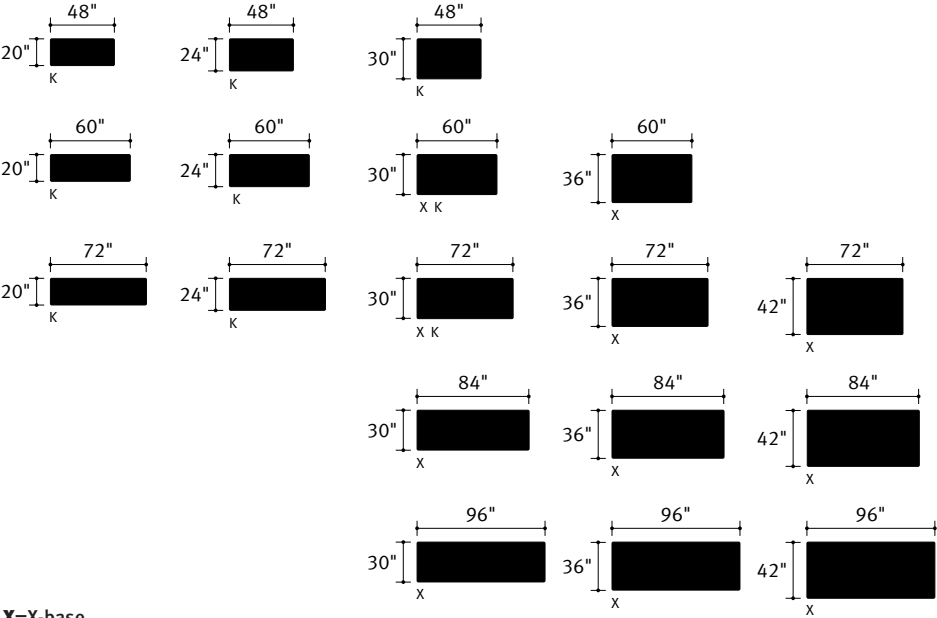


\*Ballet Cafe tables available  
► Page 175

► Master Class, pages 116, 149

Rectangular

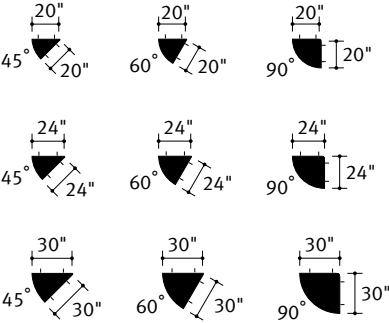
► Pages 156–170



X=X-base  
K=K-base

Connecting Tops

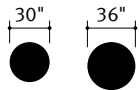
► Page 171



► Master Class, page 116

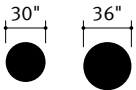
**Ballet**

► Page 175



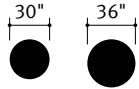
**Derby**

► Page 175



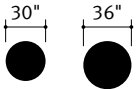
**Disc**

► Page 176



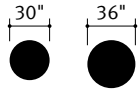
**Rizzi Arc**

► Pages 176–177

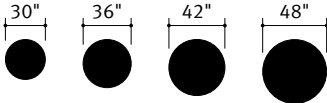
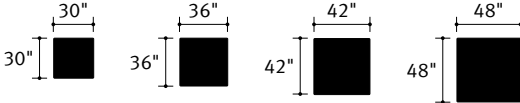


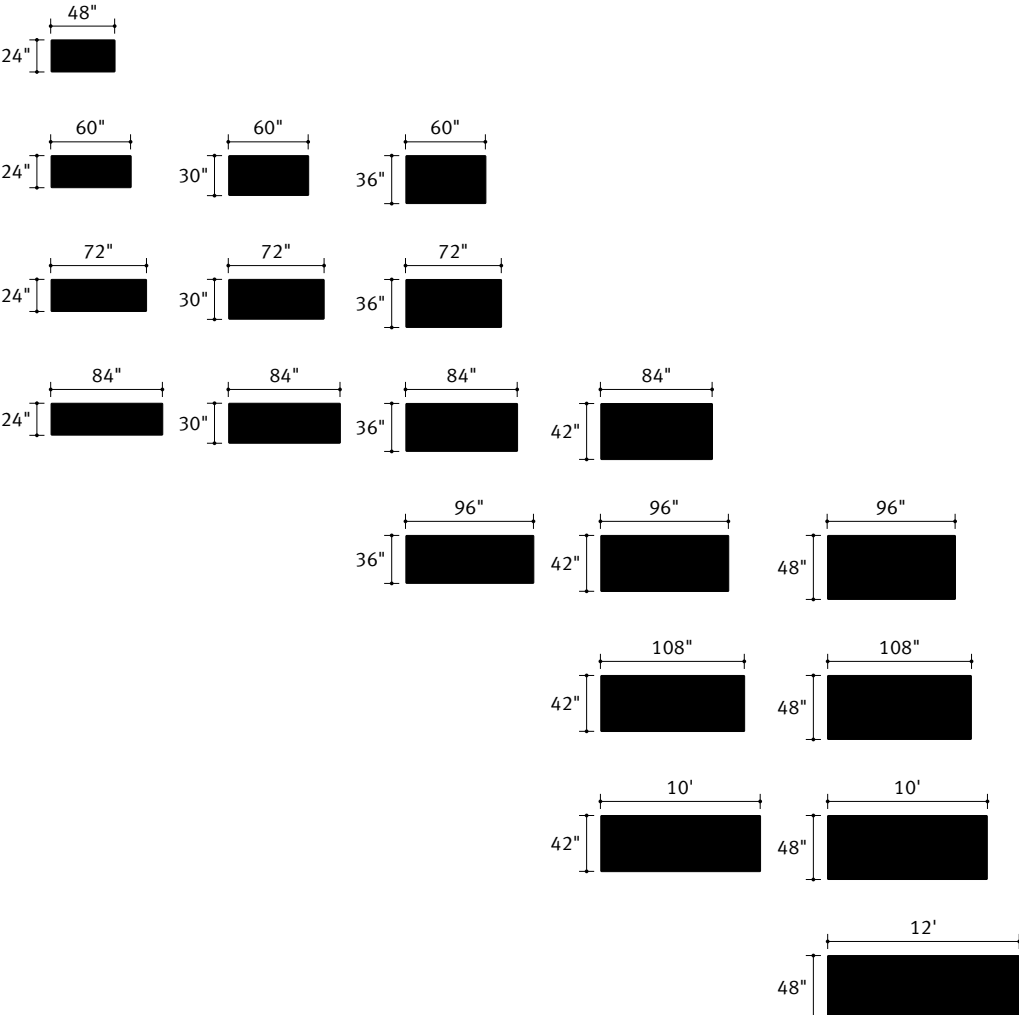
**Runner**

► Page 177



► Master Class, pages 116, 178

<b>Round*</b> ► Pages 180–181	<b>Square</b> ► Pages 182–183
	

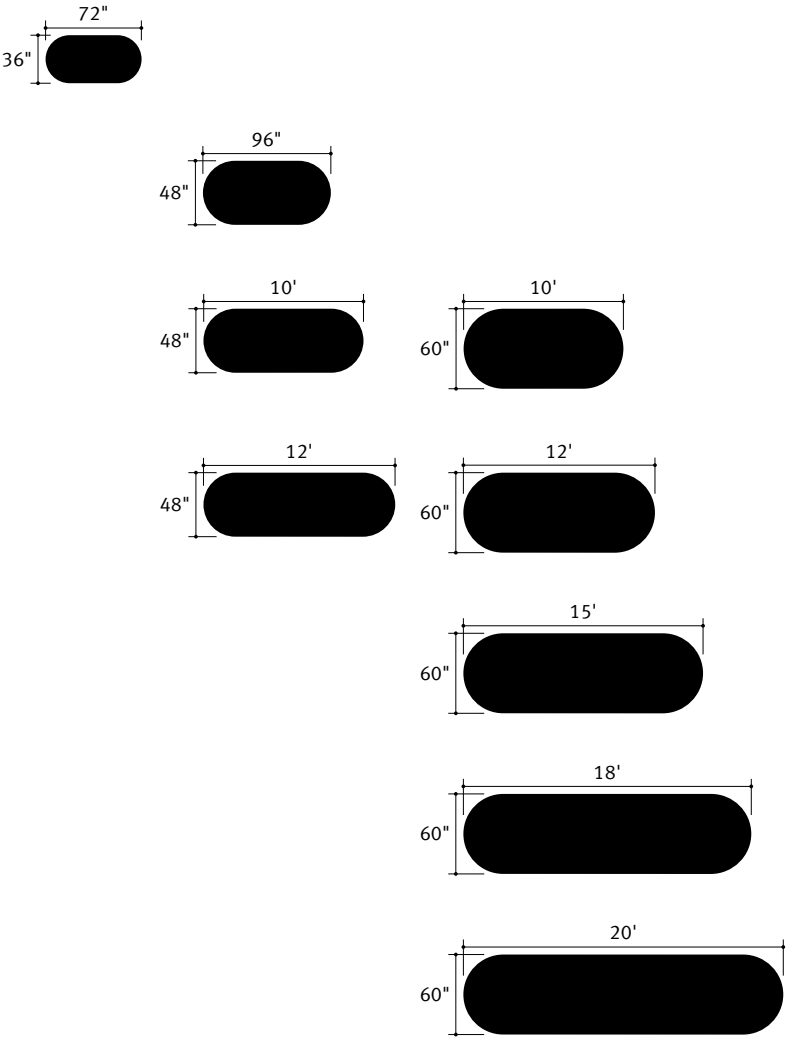
<b>Rectangular</b> ► Pages 184–195


\*Derby Cafe tables available  
► Page 175

► Master Class, pages 116, 178

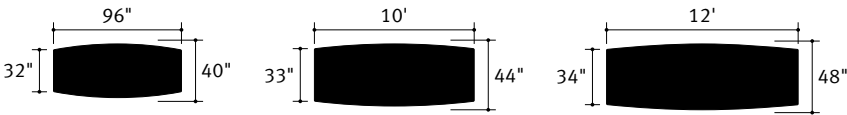
**Racetrack**

► Pages 196–206



**Boat**

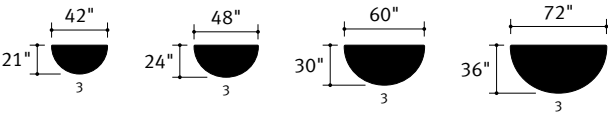
► Pages 207–209



► Master Class, pages 116, 178

Half Round

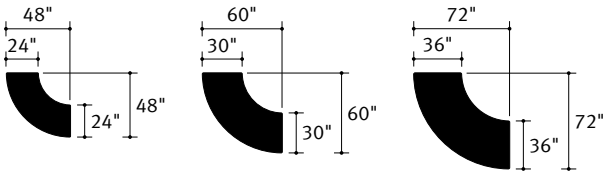
► Pages 210–211



3=3-footed base

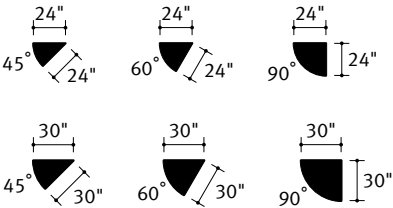
Arc

► Page 212



Connecting Tops

► Page 213

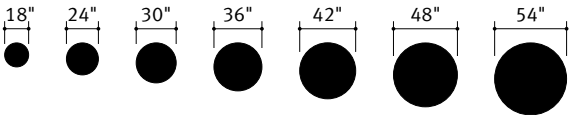




► Master Class, page 116

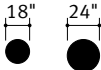
15"H Occasional Round

► Pages 218–219



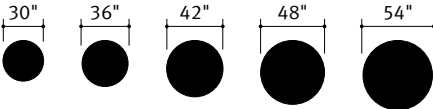
20"H Occasional Round

► Page 220



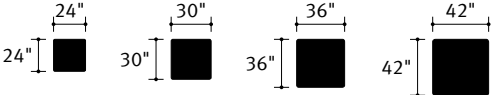
29"H Round\*

► Pages 221–223



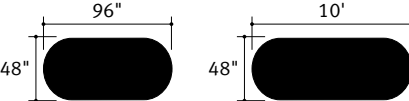
29"H Square

► Pages 224–225



29"H Racetrack

► Page 226

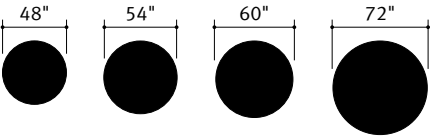


\*Disc Cafe tables available  
► Page 176

►Master Class, page 116

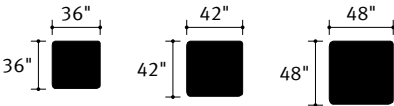
Round

►Pages 229–230



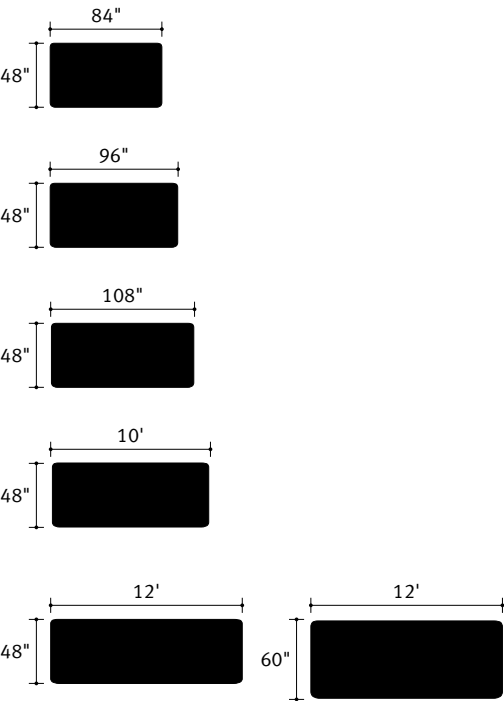
Square

►Page 231



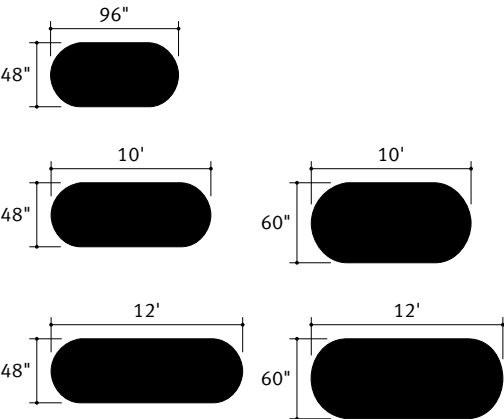
Rectangular

►Pages 232–234



Racetrack

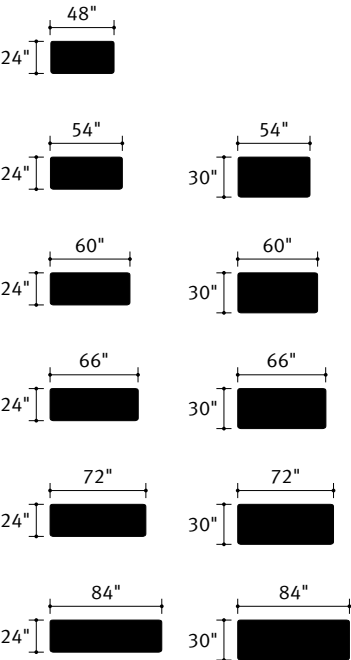
►Pages 235–236



► Master Class, page 116

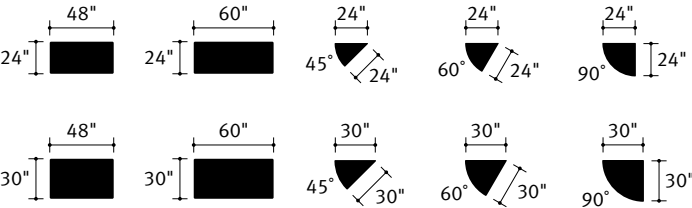
Rectangular Seminar Tables

► Pages 239–240

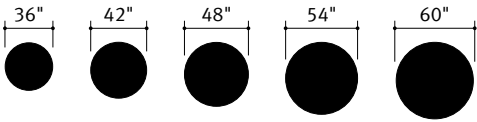
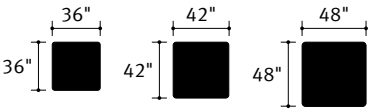


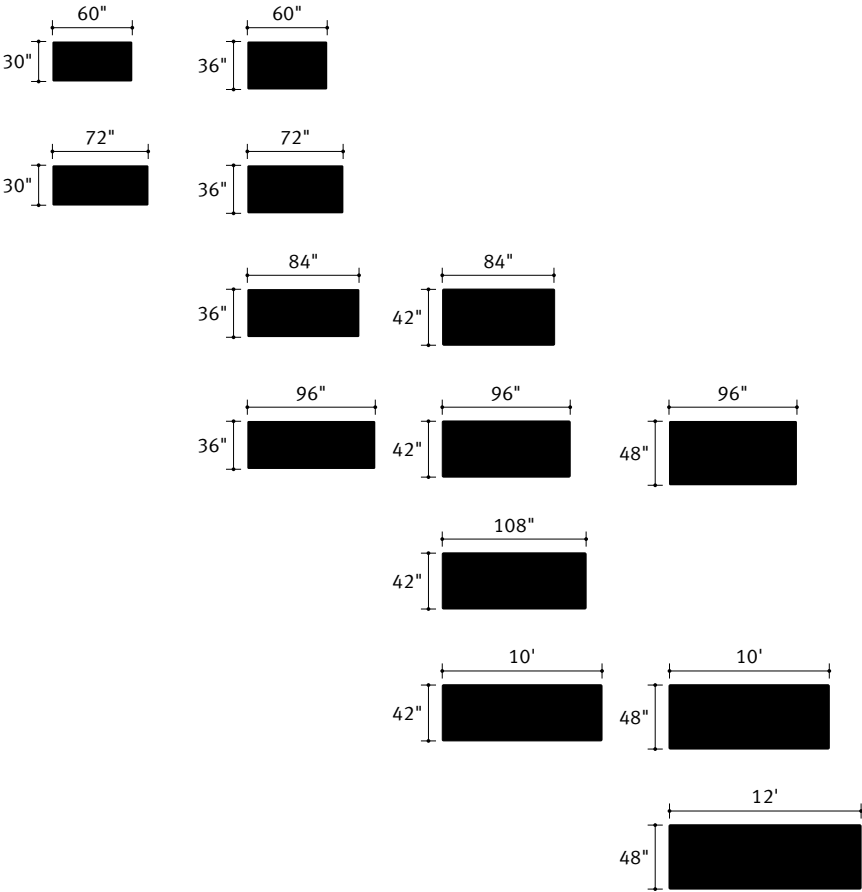
Connecting Tops

► Page 241



► Master Class, page 116

<b>Round</b> ► Pages 245–246	<b>Square</b> ► Page 247
	

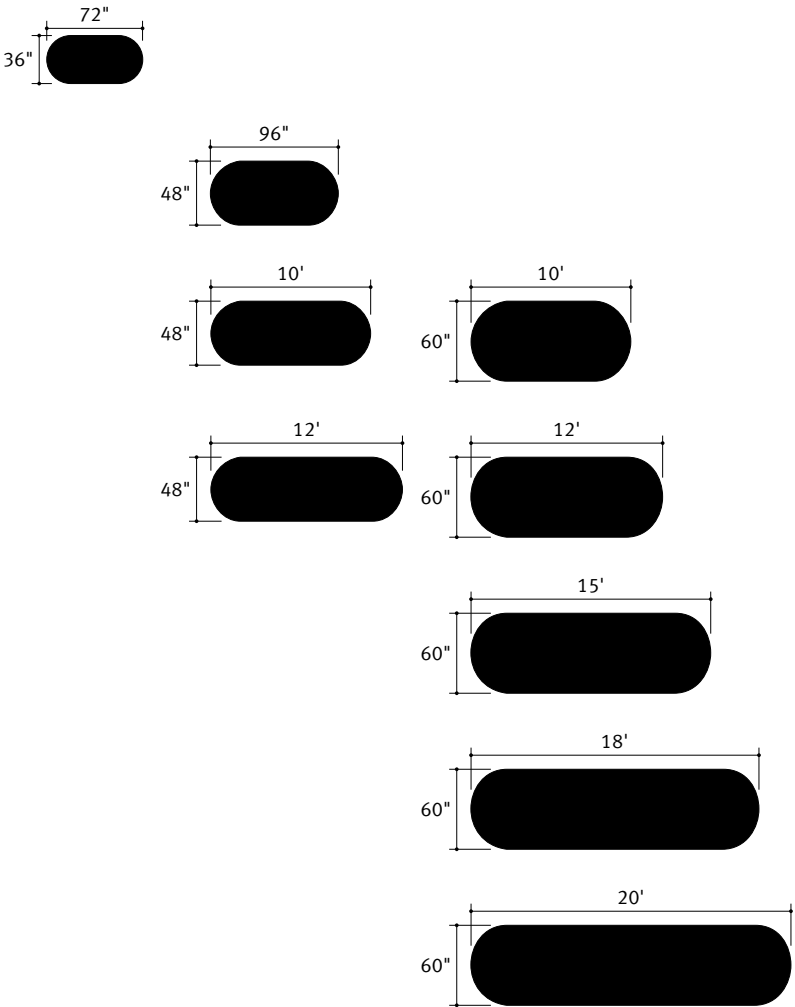
<b>Rectangular</b> ► Pages 248–254


► Master Class, page 116

DESIGNED BY GUNTER EBERLE  
GINKGO BILOBA

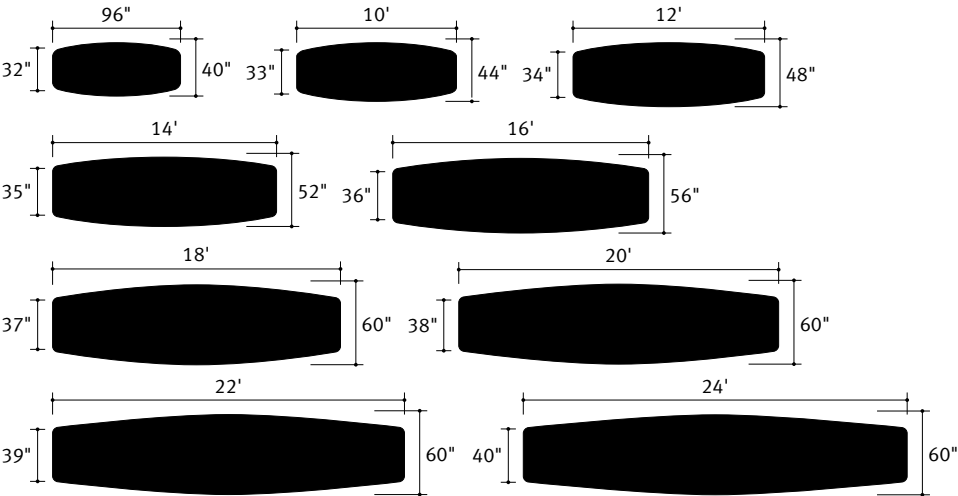
**Racetrack**

► Pages 255–258



**Boat**

► Pages 259–262



►Master Class, page 116

**Round**  
►Page 265

42"

P

48"

P

54"

P

60"

L

**Square**  
►Pages 265–266

42"

42"

L

P

48"

48"

L

54"

54"

L

60"

60"

L

**Rectangular**  
►Pages 267–270

60"

42"

L

60"

48"

L

60"

54"

L

72"

42"

L

72"

48"

L

72"

54"

L

72"

60"

L

84"

42"

L

84"

48"

L

84"

54"

L

84"

60"

L

96"

42"

L

96"

48"

L

96"

54"

L

96"

60"

L

108"

54"

L

108"

60"

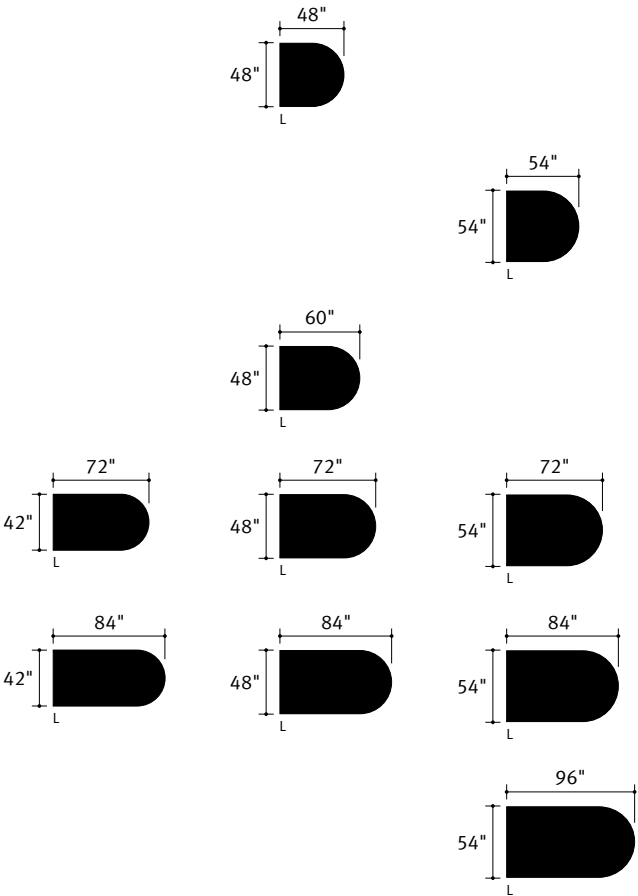
L

L = Leg base  
P = Pedestal base

► Master Class, page 116

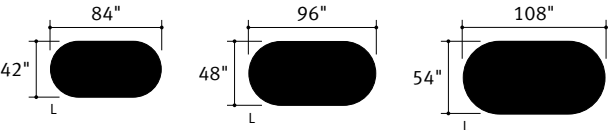
**Bullet**

► Page 271



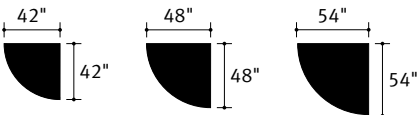
**Racetrack**

► Page 272



**Connecting Tops**

► Page 273

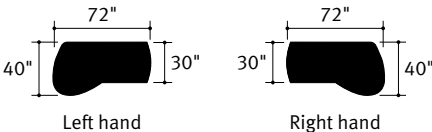


L = Leg base

► Master Class, pages 116, 276

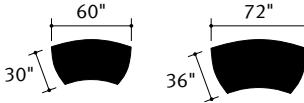
**P-Table, Snap Legs**

► Page 278



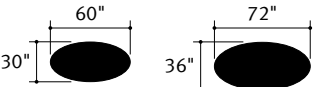
**Arc Tables, Snap Legs**

► Page 278



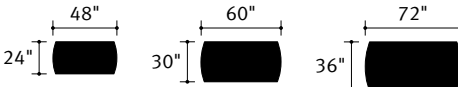
**Oval Tables, Snap Legs**

► Page 279



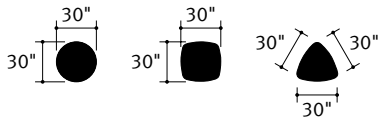
**Rounded Rectangle Tables, Snap Legs**

► Page 279



**Nomad Tables, Pedestal Base**

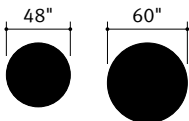
► Page 280



**Group Work Tables**

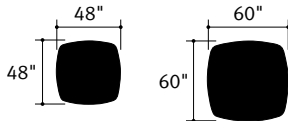
**Round Table, Snap Legs**

► Page 281



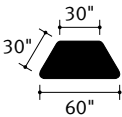
**Rounded Square Table, Snap Legs**

► Page 281



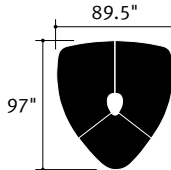
**Trapezoid Table, Snap Legs**

► Page 281



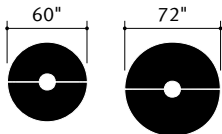
**Presentation Table, Snap Legs**

► Page 282



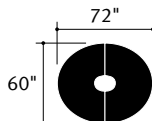
**Two-Piece Round Tables, Link Legs**

► Page 283



**Two-Piece Oval Table, Link Legs**

► Page 283



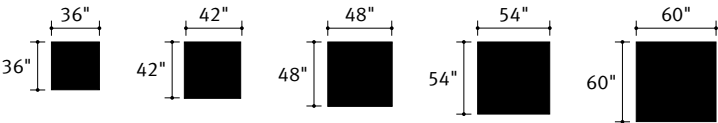


► Master Class, pages 116, 276

Conference Tops


Square Tops

► Page 284



Rectangular Tops

► Pages 285–289



Link Legs

► Page 284

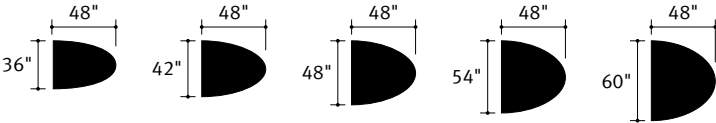


► Master Class, pages 116, 276

Conference Tops, continued

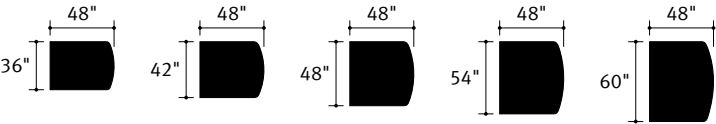
Bullet Tops

► Page 290



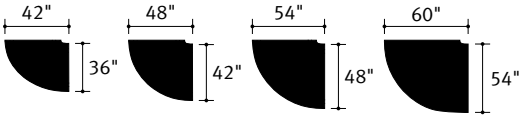
Slice Tops

► Page 291



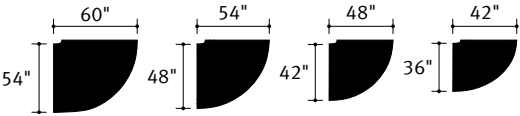
Quarter Oval Tops, Left Hand

► Page 292



Quarter Oval Tops, Right Hand

► Page 293



Link Legs

► Page 290

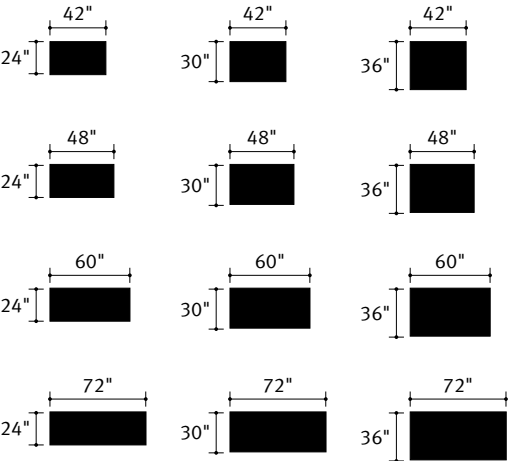


► Master Class, pages 116, 276

Seminar Tables

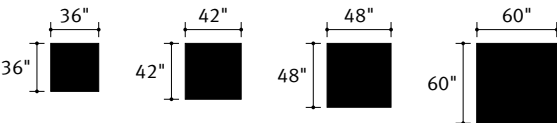
Rectangular, Snap Legs

► Pages 294–299



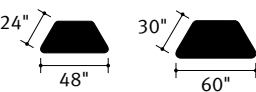
Square, Snap Legs

► Pages 300–301



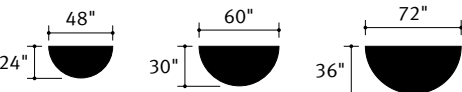
Trapezoid, Snap Legs

► Pages 302–303



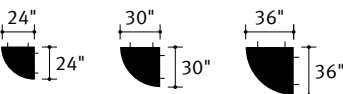
Half Round, Snap Legs

► Page 304



Connecting Tops

► Page 305



►Master Class, page 116

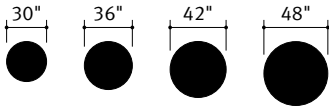
<div><div>Round*</div><div>►Page 309</div><div><div><div>36"</div><div></div></div><div><div>42"</div><div></div></div></div><div><div><div>36"</div><div></div></div><div><div>42"</div><div></div></div></div></div>	<div><div>Square</div><div>►Page 309</div><div><div><div>30"</div><div>30"</div></div><div><div>36"</div><div>36"</div></div><div><div>42"</div><div>42"</div></div></div></div>
<div><div>Rectangular</div><div>►Pages 310–315</div><div><div><div>60"</div><div>20"</div></div><div><div>60"</div><div>24"</div></div><div><div>60"</div><div>30"</div></div><div><div>60"</div><div>36"</div></div></div><div><div><div>72"</div><div>20"</div></div><div><div>72"</div><div>24"</div></div><div><div>72"</div><div>30"</div></div><div><div>72"</div><div>36"</div></div></div><div><div><div>84"</div><div>24"</div></div><div><div>84"</div><div>30"</div></div></div></div>	
<div><div>Connecting Tops</div><div>►Page 316</div><div><div><div>20"</div><div>20"</div></div><div><div>24"</div><div>24"</div></div><div><div>30"</div><div>30"</div></div><div><div>36"</div><div>36"</div></div></div></div>	

\*Rizzi Arc Cafe tables available  
►Pages 176–177

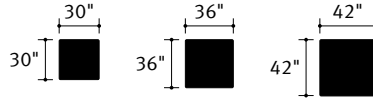
► Master Class, page 116

**Round\***

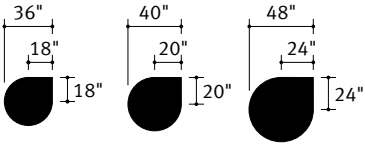
► Page 320

**Square**

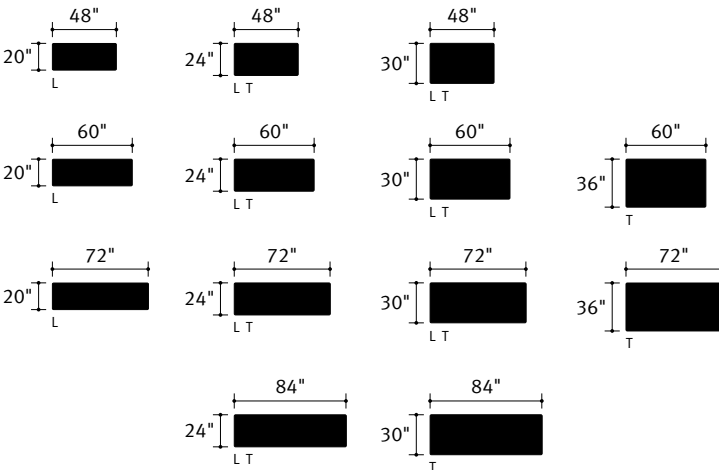
► Page 321

**Teardrop**

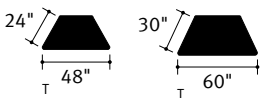
► Page 322

**Rectangular**

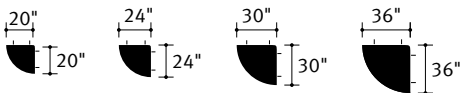
► Pages 324–335

**Trapezoid**

► Page 336

T=T-base  
L=L-base**Connecting Tops**

► Page 337

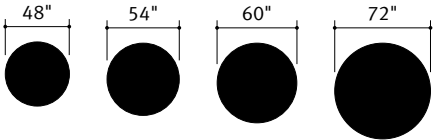
\*Runner Cafe tables available  
► Page 177

► Master Class, page 116

I-Leg Tables

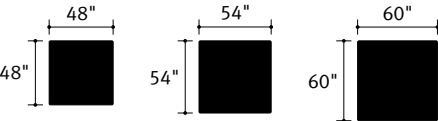
Round

► Page 341



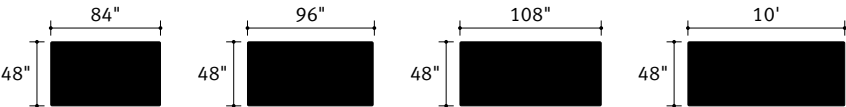
Square

► Page 342



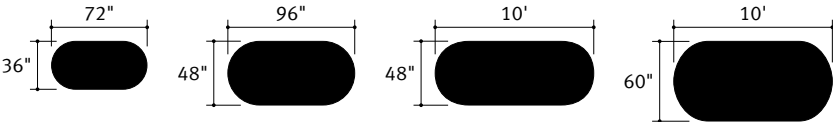
Rectangular

► Page 343



Racetrack

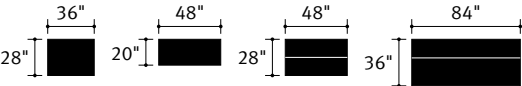
► Page 344



Carts

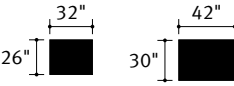
Computer Carts

► Pages 346–348



TV/VCR Cart and Projector Cart

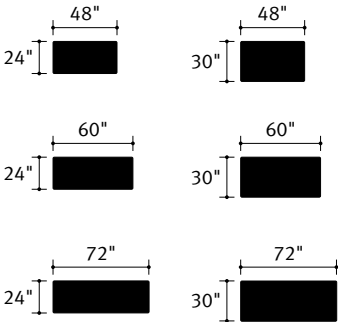
► Pages 349–350



► Master Class, pages 116, 353

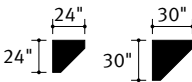
**Rectangular**

► Page 359



**Corner Tops**

► Page 360



Seating Capacity Guidelines

This chart assumes 30" width for each person—25"W chair and 5"W space between chairs. Be sure to adjust these guidelines to accommodate the width of your chairs. For example, if you are using chairs with an overall width of 26", allow 31" per person (26"W chair plus 5"W space).

Round Tops

Diameter	Approximate Capacity
42"	4
48"	5
54"	5
60"	6
66"	6
72"	7
84"	8
96"	10
108"	11
10'	12

Rectangular Tops, continued

Depth	Width	Approximate Capacity
72"	42"	6
84"	42"	6
96"	42"	8
108"	42"	8
10'	42"	10
72"	48"	6
84"	48"	8
96"	48"	8
108"	48"	10
10'	48"	12

Square Tops

Depth	Width	Approximate Capacity
30"	30"	4
36"	36"	4
42"	42"	4
48"	48"	4
54"	54"	4
60"	60"	8

Racetrack Tops

Depth	Width	Approximate Capacity
72"	36"	6
96"	48"	6
10'	48"	8
12'	48"	10
10'	60"	10
12'	60"	10
15'	60"	12
18'	60"	14
20'	60"	16

Rectangular Tops

Depth	Width	Approximate Capacity
48"	24"	1
60"	24"	4 (2 Ballet K-leg and Train)
72"	24"	4 (2 Ballet K-leg and Train)
84"	24"	3
36"	30"	4
48"	30"	4 (1 Ballet K-leg and Train)
60"	30"	6 (2 Ballet K-leg and Train; 6 Ballet X-leg)
72"	30"	6 (2 Ballet K-leg and Train; 6 Ballet X-leg)
84"	30"	6
96"	30"	8
48"	36"	4
60"	36"	6
72"	36"	6
84"	36"	6
96"	36"	8

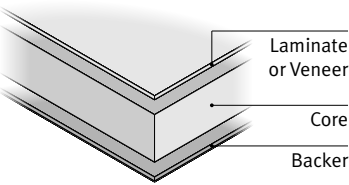
Boat Tops

Depth	Width	Width	Approximate Capacity
72"	36"	30"	6
84"	38"	31"	6
96"	40"	32"	8
10'	44"	33"	10
12'	48"	34"	10
14'	52"	35"	12
16'	56"	36"	14
18'	60"	37"	16
20'	60"	38"	18
22'	60"	39"	20
24'	60"	40"	20

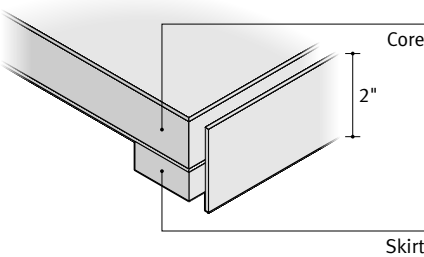


# Construction Details

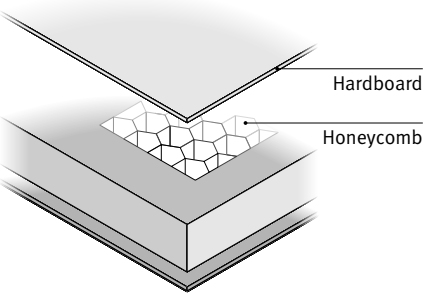
## Tops



**Solid core tops with 0.75" and 1.25" edge thickness** have a core of 45-pound median-density particle board with laminate or wood veneer on the top and a backer applied to the opposite side for balance. Laminate and wood veneer surfaces are bonded to the core with a PVA adhesive in a cold press.

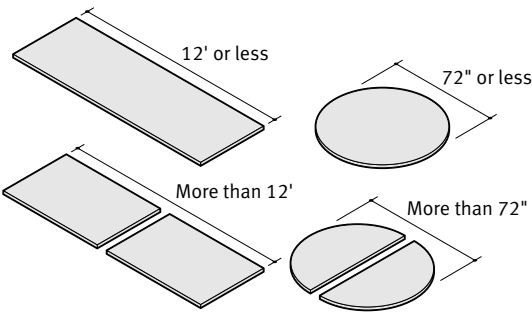


**Solid core tops with 2" edge thickness** have the same construction details described above with a skirt added to the perimeter of the top. This built-up edge gives the top the appearance of increased thickness while helping to reduce the overall weight.



**Honeycomb core tops** with 1.25" edge thickness use a kraft paper honeycomb core within a particle board frame. Center stretcher adds strength and 1/8"-thick hardboard faces provide resistance to punctures and dents. Honeycomb tops are used on Rizzi Arc and Runner folding tables.

# Sectioned Tops



**Large tops** are shipped in sections with Tite-Joint fasteners for assembly on site. Table tops that are longer than 12' and table tops that are larger than 72" in diameter are always shipped in two pieces. *Tip: 72"-diameter, 540 Conference tables do not ship in two pieces but will have a seam, as laminate and veneer are only available in sheets that are 60"W or less.*

**Large tops** can be difficult to move through some buildings. *Tip: Inspect the building where the table will be installed to confirm that elevators, loading docks, hallways, doorways, windows, etc., can accommodate large table tops.* You can request any one-piece top to be fabricated and shipped in two pieces to accommodate these small spaces. The following upcharges apply:

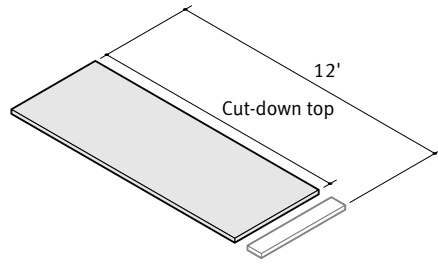
Width of top	List Upcharge for Cut	
	U.S.	Canada
24" through 36"	+\$210	+\$294
37" through 48"	+\$237	+\$332
49" through 60"	+\$263	+\$368

**To specify sectioned tops**, designate "sectioned top."

**A two-piece top may be fabricated and shipped in three pieces**, please contact Vecta specials department for a quotation, 972.641.2860.

## Custom Shapes and Sizes

**Special table sizes and shapes** are possible. To confirm practicality and obtain a quotation, contact Vecta specials department at 972.641.2860.



**Cut-down tops**, which are standard table tops with smaller dimensions, are available. Use the product number of the next larger size and specify the exact dimensions you want. Some restrictions apply, including minimum quantities. This option is not available for folding tables. Additional lead times may be required. Contact Vecta customer service at 972.641.2860. The following upcharges apply to cut-down tops.

	List Upcharge to Cut Top Down U.S.	Canada
Cut-down top	+\$310	+\$434

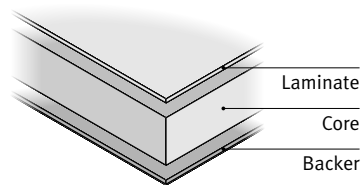
*Tip: Upcharge for a cut-down top is applied one time only per size/style number.*

*Tip: Fee is at list and contract discounts apply.*

## Surface Materials

Table tops are available in plastic laminates and wood veneer.

### Plastic Laminates



**Laminates are available in two standard grades.** Additional laminates from any manufacturer may also be practical—see *Other laminates* in the following column.

**Laminate grades 1 and 2** are price groupings. Grade 2 costs slightly more.

► See individual product specification pages for prices.

**Grade 1 laminates** include:

- Vecta standard laminates
  - See *Tables Surface Materials Listing*, page 126.
- Steelcase standard laminates (code T098)
  - See *Steelcase Surface Materials Reference Manual*.
- Any standard-grade Wilsonart laminate in solid color, wood grain, or pattern finish (code T098)

**Grade 2 laminates** (code T099) include any standard-grade, solid color, wood grain, or patterned laminate from Nevamar (includes Matrix), Formica, or Pionite. Grade 2 laminates may have extended lead times. For details, contact Vecta customer service at 972.641.2860.

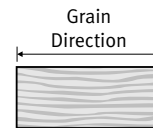
**Other laminates** that are not included in the grade 1 or grade 2 offerings may also be available, such as Abet Laminati and Laminart. To determine availability and pricing, contact Vecta customer service at 972.641.2860, with the laminate manufacturer's name and the name and number of the laminate you want.

**Laminate swatches** are reproduced in the *Fabric and Finish Representations* foldout in the back of the book.

**Swatch cards** and actual samples of Vecta standard laminates are available from your Vecta customer service representative. For samples of laminates from other manufacturers, contact them directly:

Wilsonart	1.800.433.3222
Nevamar	1.800.638.4380
Formica	1.800.FORMICA
Pionite	1.800.285.5161

*Tip: Laminate manufacturers change their offerings frequently. Always check availability before ordering.*



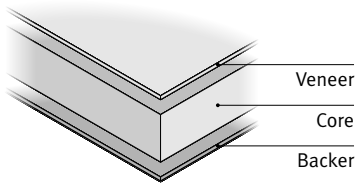
**Wood grain laminates** are always oriented with the grain direction running parallel with the length of the table top. You cannot specify wood grain laminates with end- or side-matched grain directions.



**Wood-grain laminate sectioned tops** cannot be guaranteed to have a perfect match of the grain pattern along the seam that joins the sections. Large tops that are more than 12' in length require two or more separate sheets of laminate. Vecta will create the best match that is possible between two sheets of laminate, but depending on the wood-grain laminate pattern that you choose, a perfect match between sections cannot be guaranteed.

**Wood edges** are not recommended on tables with wood-grain laminates because matching of wood-grain laminate and natural, solid wood is not guaranteed. For tables with wood edge profiles, always specify either laminates in solid colors or patterns or wood veneer surfaces.

## Wood Veneers



**Wood veneer table tops** are fabricated with Architectural Grade A hardwood veneer, plain sliced, book matched, and bonded to the core with a backing sheet for balance. Veneer tops and solid wood edge profiles are stained, and then finished with at least two coats of catalyzed-conversion varnish, and oven cured. This standard finish is highly resistant to stains and abrasion.

**Wood is a natural material;** slight variations occur in veneer texture, color, grain configuration, and stain acceptance. Vecta stains are all applied with an exacting regard for consistency and are well within traditional tolerances for wood products. But you should know that finished tops may vary slightly in tone or character from each other or from the samples Vecta produces. No guarantee can be made of an absolutely exact match.

**Wood veneer swatches** are reproduced in the *Fabric and Finish Representations* foldout in the back of the book.

► See *Tables Surface Materials Listing*, page 126, for a list.

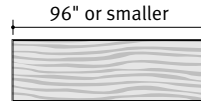
**Swatch cards** and actual samples of Vecta standard wood veneers are available from your Vecta customer service representative.

**Additional wood veneer species** are available. To confirm availability and to determine pricing, contact Vecta customer service at 972.641.2860.


## Standard Veneer Grain Directions

**Grain directions** are determined by the size and shape of the table top. Refer to the following guidelines for standard grain directions.

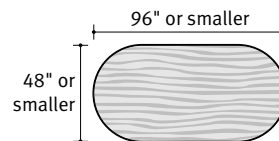
*Exception: Grain direction on Grip and Reunion conference table tops runs parallel to the width of the top regardless of the size of the table.*



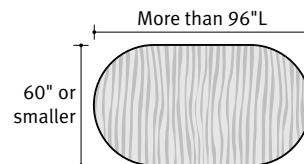
Grain runs parallel to the length on rectangular and boat tops that are 96"L or less.



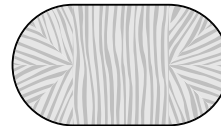
Grain runs parallel to the width on rectangular and boat tops that are more than 96"L.




Grain runs parallel to the length on racetrack tops that are 96"L or 48"W or smaller.



Grain runs across the width on racetrack tops that are 60"W or larger or more than 96"L.



Wedge-cut veneer grain direction radiates from the center on the ends of racetrack tops. Straight-grain veneer runs across the width.



Wedge-cut veneers radiate from the center on round tops.

Grain-Matched Veneers

**Grain-matched veneer** is available at an upcharge in cases where you want the grain direction and pattern to continue from one top to an adjacent ganged top. Vecta can accommodate the continuation of veneer grain from one ganged top to the next in almost all arrangements, using one of three types of matching—end matched, side matched, and end-and-side matched.

**Same flitch veneer** is also available for tables that require similar graining and color, but will not be ganged. For example, specify same flitch veneer for two tables used in the same room, but spaced apart.

**Additional lead time** may be needed for grain-matched veneers. Contact Vecta customer service at 972.641.2860 to discuss availability.




**Send us a drawing.** Always include a drawing or sketch along with your specification showing the arrangement of tables you plan so that we can ensure proper grain matching.

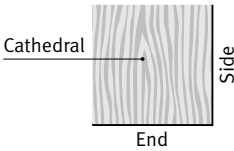
**Specifying grain-matched veneers** requires an upcharge.

Specify	List Upcharge in U.S. and Canada
Same flitch	10% of the total list price
End-matched	10% of the total list price
Side-matched	10% of the total list price
End-and-side matched	20% of the total list price

*Exception: No upcharge for grain matching on standard Grip and standard Reunion conference tables.*

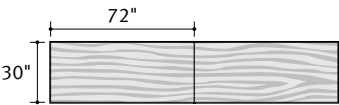


**Same flitch** matching is specified in cases where you want the veneer grain and pattern on two or more tops to come from the same flitch of veneer. This ensures a consistent grain pattern and coloration and should be specified when tops will be used near each other but not ganged.

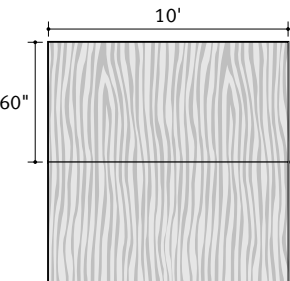


**Grain directions** are designated in relation to the dominate direction of the veneer—often referred to as the “cathedral” of the veneer. *End-matched* veneer refers to two pieces of veneer that match at the *end* of the cathedral. *Side matched* veneer refers to two pieces of veneer that match along the *side* of the cathedrals.

**End-matched veneer** is specified on tops that will be ganged with the edges that are perpendicular to the grain direction butted against each other. Let’s look at two examples.

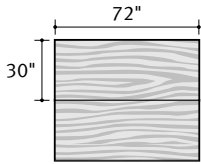


*Example 1:* On most tables that are 72"L x 30"W, the veneer grain direction will be parallel to the 72" side. If you specify “end matched,” the veneer grain on one 30" side of one table will continue on one 30" side of the adjacent table.

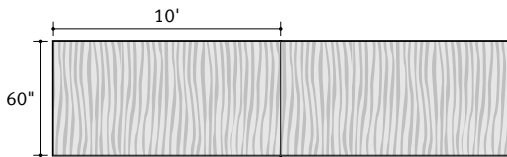


*Example 2:* On tables that are 10'L x 60"W, the veneer grain direction will be parallel to the 60" side. If you specify “end matched,” the veneer grain on the 10' side of one table will continue on one 10' side of the adjacent table.

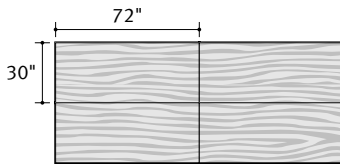
**Side matched** veneer is specified on tops that will be ganged with the edges that are parallel to the grain direction butted against each other. Let's look at two examples.



**Example 1:** On most tables that are 72"L x 30"W, the veneer grain direction will be parallel to the 72" side. If you specify "side matched," the veneer grain on one 72" side of one table will continue on one 72" side of the adjacent table.



**Example 2:** On tables that are 10'L x 60"W, the veneer grain direction will be parallel to the 60" side. If you specify "side matched," the veneer grain on the 60" side of one table will continue on one 60" side of the adjacent table.



**End-and-side matched** veneer is specified when several tops will be ganged along two or more edges.

## Stains

**Stains** applied to Vecta wood veneer table tops are standard with the same stain color applied to both the top and the wood edge profile. If you want a contrasting stain color applied to the wood edge profile, that may be practical. To confirm applicability, contact Vecta customer service at 972.641.2860.

**Stain swatches** are reproduced in the *Fabric and Finish Representations* foldout in the back of the book.

**Swatch cards** and actual samples of Vecta standard wood veneers are available from your Vecta customer service representative.

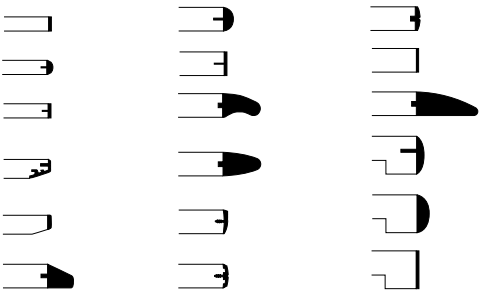
**Additional wood veneer stains** are possible. Vecta offers two programs to accommodate customers who need special stains—Stain-to-Match and Stain AND Finish to Match.

**Stain-to-match option** is a special Vecta program that will match a wood stain sample that you provide. There is no additional charge for this service. You must supply a sample of reasonable size (3" x 3" or larger is usually adequate). Vecta will formulate a stain, produce a matching sample, and send it to you for approval. When we receive your written approval, we'll schedule production of your order.  
*Tip: Stain to Match will achieve a color match to the sample only. Graining of the wood veneer and final surface finish may differ from your original sample. See Stain AND Finish to Match below.*

**Stain AND Finish to Match** is a special Vecta program that can achieve both a color and a surface finish match for most customer-supplied samples. To determine feasibility and pricing, send us a sample of reasonable size (3" x 3" or larger is usually adequate) before you send us your order. If feasible, Vecta will produce a sample showing the best possible match and send it to you for approval. When we receive your written approval, we'll schedule production of your order.

**Stain formulas** for special stain color matches are all retained in Vecta's archives so that you can refer to them in future orders and skip the approval steps required for the initial order.

Edge Profiles

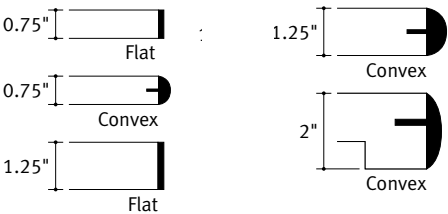


**Edge profiles** on Vecta tables are available in a wide variety of shapes and sizes in vinyl, solid wood, PVC edgebanded, and self edge. For an overview of which edge profiles are available on specific table tops, ▶ See *Table Edge Selection Guide*, page 123.

**Top dimensions** throughout this guide refer to the size of the top including any edge profile.



**Self-edge** table tops have flat edges that are surfaced with the same material and color that is applied to the top of the table. Self edges are available on tops that are 0.75", 1.25", and 2" thick.

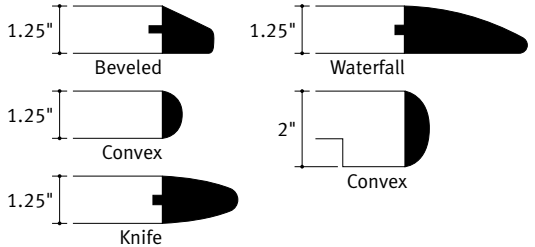


**Vinyl edge profiles** are available in the following shapes and colors on table tops that are 0.75", 1.25", and 2" thick:

Top Thickness	Profile Shape	Color
0.75"	Flat	Black
	Convex	Black
1.25"	Flat	Black
	Convex	Black
		Warm White
		Woodrose (warm grey)
		Smoke (cool grey)
2"	Convex	Black

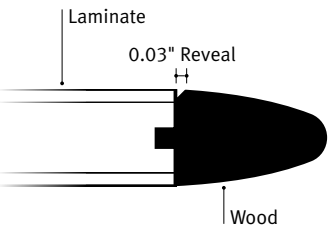


**Edgebanded PVC** is available on Arriva tables in four colors: Black, White, Fog, and Pepperdust.

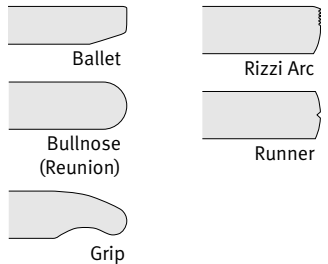


**Wood edge profiles** are available in the following shapes:

Top Thickness	Profile Shape
1.25"	Beveled
	Convex
	Knife
	Waterfall
2"	Convex



**Reveal** highlights the boundary between some wood edge profiles and laminate tops on Vecta tables. Knife, Waterfall, and Grip feature the 0.03" reveal. Reveal is not included on table tops that combine wood edge profile with wood veneer top.



**Signature edge profiles** are standard on Ballet, Grip, Rizzi Arc, and Runner. These special edge profiles are not available on other table products.

## Table Edge Selection Guide











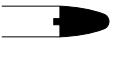





Edge Alternatives	Table Top Shape				
	Round	Square	Rectangular	Racetrack	Boat
<b>2" Tops</b>					
 <ul style="list-style-type: none"> <li>• 2" convex wood</li> <li>• 0.66"D profile</li> <li>• Black</li> </ul>	<ul style="list-style-type: none"> <li>• Available on tables if diameter is 10' or less</li> </ul>	<ul style="list-style-type: none"> <li>• Available with square corners only</li> </ul>	<ul style="list-style-type: none"> <li>• Available with square corners only</li> </ul>	<ul style="list-style-type: none"> <li>• Available</li> </ul>	<ul style="list-style-type: none"> <li>• Available with square corners only</li> </ul>
 <ul style="list-style-type: none"> <li>• 2" convex vinyl</li> <li>• 0.25"D profile</li> <li>• Black</li> </ul>	<ul style="list-style-type: none"> <li>• Available</li> </ul>	<ul style="list-style-type: none"> <li>• Available with 5.25" radius corners only</li> </ul>	<ul style="list-style-type: none"> <li>• Available with 5.25" radius corners only</li> </ul>	<ul style="list-style-type: none"> <li>• Available</li> </ul>	<ul style="list-style-type: none"> <li>• Available with 5.25" radius corners only</li> </ul>
 <ul style="list-style-type: none"> <li>• 2" self-edge in same material as top surface</li> </ul>	<ul style="list-style-type: none"> <li>• Available</li> </ul>	<ul style="list-style-type: none"> <li>• Available with 5.25" radius corners only</li> </ul>	<ul style="list-style-type: none"> <li>• Available with 5.25" radius corners only</li> </ul>	<ul style="list-style-type: none"> <li>• Available</li> </ul>	<ul style="list-style-type: none"> <li>• Available with 5.25" radius corners only</li> </ul>
<b>1.25" Tops</b>					
 <ul style="list-style-type: none"> <li>• 1.25" convex wood</li> <li>• 0.44"D profile</li> </ul>	<ul style="list-style-type: none"> <li>• Available if diameter is 72" or less</li> </ul>	<ul style="list-style-type: none"> <li>• Available with softened square corners only</li> </ul>	<ul style="list-style-type: none"> <li>• Available with softened square corners only</li> </ul>	<ul style="list-style-type: none"> <li>• Available</li> </ul>	<ul style="list-style-type: none"> <li>• Available with softened square corners only</li> </ul>
 <ul style="list-style-type: none"> <li>• 1.25" beveled wood</li> <li>• 1.25"D profile</li> </ul>	<ul style="list-style-type: none"> <li>• Available if diameter is 18" or more</li> </ul>	<ul style="list-style-type: none"> <li>• Available with square corners only</li> </ul>	<ul style="list-style-type: none"> <li>• Available with square corners only</li> </ul>	<ul style="list-style-type: none"> <li>• Available</li> </ul>	No
 <ul style="list-style-type: none"> <li>• 1.25" knife wood</li> <li>• 2"D profile</li> </ul>	<ul style="list-style-type: none"> <li>• Available if diameter is 36" to 60"</li> </ul>	<ul style="list-style-type: none"> <li>• Available with square corners only</li> </ul>	<ul style="list-style-type: none"> <li>• Available with square corners only</li> </ul>	<ul style="list-style-type: none"> <li>• Available on tops 54"W or less</li> </ul>	No
 <ul style="list-style-type: none"> <li>• 1.25" waterfall wood</li> <li>• 3.5"D profile</li> </ul>	No	<ul style="list-style-type: none"> <li>• Available with square corners only</li> </ul>	<ul style="list-style-type: none"> <li>• Available with square corners only</li> </ul>	No	No
 <ul style="list-style-type: none"> <li>• 1.25" convex vinyl</li> <li>• 0.25"D profile</li> <li>• Black, Warm White, Woodrose, Smoke</li> </ul>	<ul style="list-style-type: none"> <li>• Available</li> </ul>	<ul style="list-style-type: none"> <li>• Available with 2" radius corners only</li> </ul>	<ul style="list-style-type: none"> <li>• Available with 2" radius corners only</li> </ul>	<ul style="list-style-type: none"> <li>• Available</li> </ul>	<ul style="list-style-type: none"> <li>• Available with 2" radius corners only</li> </ul>
 <ul style="list-style-type: none"> <li>• 1.25" flat vinyl</li> <li>• Black</li> </ul>	<ul style="list-style-type: none"> <li>• Available</li> </ul>	<ul style="list-style-type: none"> <li>• Available with square corners only</li> </ul>	<ul style="list-style-type: none"> <li>• Available with square corners only</li> </ul>	<ul style="list-style-type: none"> <li>• Available</li> </ul>	<ul style="list-style-type: none"> <li>• Available with square corners, or 2" radius corners, by request</li> </ul>
 <ul style="list-style-type: none"> <li>• 1.25" self-edge in same material as top surface</li> </ul>	<ul style="list-style-type: none"> <li>• Available</li> </ul>	<ul style="list-style-type: none"> <li>• Available with square corners, or 2" radius corners, by request</li> </ul>	<ul style="list-style-type: none"> <li>• Available with square corners, or 2" radius corners, by request</li> </ul>	<ul style="list-style-type: none"> <li>• Available</li> </ul>	<ul style="list-style-type: none"> <li>• Available with square corners, or 2" radius corners, by request</li> </ul>
 <ul style="list-style-type: none"> <li>• 1.25" Runner vinyl</li> <li>• 0.25"D profile</li> <li>• Black, Warm White, Woodrose, Smoke</li> </ul>	<ul style="list-style-type: none"> <li>• Available</li> </ul>	<ul style="list-style-type: none"> <li>• Available with 1" radius corners only</li> </ul>	<ul style="list-style-type: none"> <li>• Available with 1" radius corners only</li> </ul>	<ul style="list-style-type: none"> <li>• Available</li> </ul>	<ul style="list-style-type: none"> <li>• Available with 1" radius corners only</li> </ul>

Table Edge Selection Guide, continued









Edge Alternatives	Table Top Shape					
	Round	Square	Rectangular	Racetrack	Boat	
1.25" Tops, continued						
	<ul style="list-style-type: none"><li>• 1.25" Runner wood</li><li>• 0.25"D profile</li></ul>	• Available	• Available with square corners only	• Available with square corners only	• Available	• Available
	<ul style="list-style-type: none"><li>• 1.25" Rizzi Arc vinyl</li><li>• 0.25"D profile</li><li>• Black, Warm White, Woodrose, Smoke</li></ul>	• Available	• Available with 1" radius corners only	• Available with 1" radius corners only	• Available	• Available with 1" radius corners only
	<ul style="list-style-type: none"><li>• 1.25" Grip wood</li><li>• 2"D profile</li></ul>	• Available on Grip tables only	• Available with square corners on Grip tables only	• Available with square corners on Grip tables only	• Available on Grip tables only	No
1" Tops, Ballet only						
	<ul style="list-style-type: none"><li>• 1" Ballet vinyl</li><li>• 0.125"D profile</li></ul>	• Available	• Available with square corners only, injection-molded plastic	• Available with square corners only injection-molded plastic	• Available	No
	<ul style="list-style-type: none"><li>• 1" Ballet wood</li></ul>	• Available	• Available with square corners only	• Available with square corners only	• Available	No
0.75" Tops						
	<ul style="list-style-type: none"><li>• 0.75" convex vinyl</li><li>• 0.25"D profile</li><li>• Black</li></ul>	• Available	• Available with 2" radius corners only	• Available	• Available	• Available
	<ul style="list-style-type: none"><li>• 0.75" flat vinyl</li><li>• 0.25"D profile</li><li>• Black</li></ul>	• Available	• Available with square corners only	• Available with square corners only	• Available	• Available with square corners, or 2" radius corners, by request
	<ul style="list-style-type: none"><li>• 0.75" self-edge in same material as top surface</li></ul>	• Available	• Available with square corners, or 2" radius corners, by request	• Available with square corners, or 2" radius corners, by request	• Available	• Available with square corners, or radius corners, by request



Table Base Finishes

**Table bases** are available with Polished Aluminum or powder coat colors. Refer to the individual product specifying pages for availability. Powder coat colors are shown in the *Tables Surface Materials Listing*, page 126.

Care and Maintenance

**Laminate** should be cleaned with soap and water. For stubborn stains, use a non-abrasive household cleaner.

**Veneers** should be cleaned regularly with mild soap and water and dried with a soft cloth. To polish, use silicone-free household polishers. Use sparingly.  
*Tip: Never use ammonia-based cleaners or wax on wood surfaces.*

**Powder coat finishes on table bases** should be cleaned with a liquid detergent and water. Remove stubborn stains with liquid cleanser, such as Formula 409 or lighter fluid.

**Polished Aluminum finishes on table bases** should be cleaned with a commercial powder, liquid, or paste metal cleaner and polish. Follow the manufacturer’s directions.

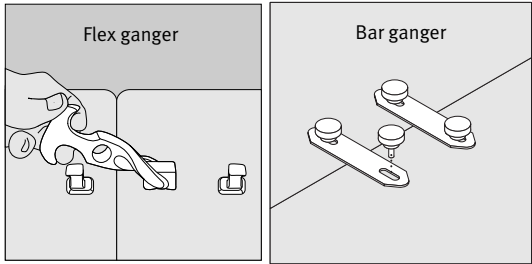
## Vecta Tables Surface Materials Listing

Wood Veneer Finishes		Vecta Laminates		Base Finish— Polished Aluminum	
Color Name	Number	Color Name	Number	Number	
Natural Maple	<b>T111</b>	Milkdrop	<b>T301</b>		
Natural Beech	<b>T511</b>	Gauze	<b>T302</b>	Polished Aluminum	<b>0050</b>
Oak on Beech	<b>T512</b>	Mothwing	<b>T305</b>		
Ochre on Beech	<b>T513</b>	Midnight	<b>T313</b>		
Pear on Beech	<b>T514</b>	Sleepwalk	<b>T323</b>		
Light Cherry on Beech	<b>T515</b>	Maple	<b>T328</b>		
Walnut	<b>T611</b>	Light Cherry	<b>T331</b>		
Black on Walnut	<b>T612</b>	White Nebula	<b>T336</b>		
Dark Cherry	<b>T712</b>	Poppyseed	<b>T338</b>		
Eggplant on Cherry	<b>T713</b>	Pepper	<b>T340</b>		
		Cayenne	<b>T341</b>		
		Charcoal	<b>T348</b>		
		Starlight	<b>T349</b>		
		Flax	<b>T350</b>		
		Golden Allusion	<b>T351</b>		
		Mineral	<b>T352</b>		
		Fresh Cherry	<b>T353</b>		
		Black Ashwood	<b>T355</b>		
		Lodestone	<b>T356</b>		
				Base Finish—Powder Coat	
Color Name				Color Name	Number
				Matte Black	<b>0014</b>
				Capitol	<b>0120</b>
				Concrete	<b>0123</b>
				Highway	<b>0124</b>
				Runway	<b>0127</b>
				Festival	<b>0133</b>
				Storm	<b>0152</b>
				Steel	<b>0153</b>
				Gunmetal	<b>0154</b>
				Tux	<b>0155</b>
				Grey Onyx	<b>0158</b>
				Titan	<b>0159</b>
				Khaki	<b>0160</b>
				Sodium	<b>0161</b>
				Capitol Wrinkle	<b>0220</b>
				Concrete Wrinkle	<b>0223</b>
				Highway Wrinkle	<b>0224</b>
				Runway Wrinkle	<b>0227</b>
				Khaki Wrinkle	<b>0260</b>
				Sodium Wrinkle	<b>0261</b>
				Runway Metallic	<b>0327</b>
				Champagne	<b>0359</b>
				Black	<b>1014</b>

Frontier Screen Fabrics			
Fabric Style Name and Number	Color Numbers	Contents	Width
<b>Brunswick 6307</b>	<b>6307-103</b> <b>6307-502</b> <b>6307-802</b> <b>6307-803</b> <b>6307-806</b>	100% Polyester	67"
<b>Senecal 6308</b>	<b>6308-801</b> <b>6308-802</b> <b>6308-803</b> <b>6308-804</b> <b>6308-805</b>	100% Polyester	66"
<b>About Face 5633</b>	<b>5633-101</b> <b>5633-102</b> <b>5633-601</b> <b>5633-802</b> <b>5633-803</b>	100% Recycled, Solution Dyed	66"
<b>Manhattan 6506</b>	<b>6506-101</b> <b>6506-801</b> <b>6506-802</b> <b>6506-803</b> <b>6506-804</b>	100% Polyester with Light Acrylic Backing	66"

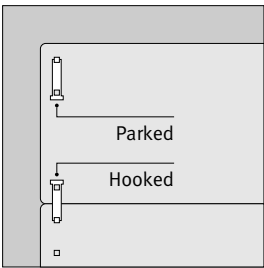
► See *Fabric and Finish Representations* foldout at the back of the book for complete listing and color representations.

# Connections

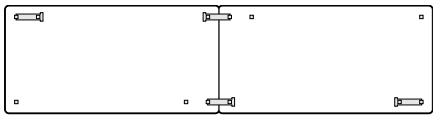


**Gangers** are available in two types—flex and bar. They can be used to easily link adjacent, square and rectangular tables in multiple table configurations. Use flex gangers in situations when tables will frequently be reconfigured and re-ganged. Use bar gangers in applications where tables need to be rigidly linked for long periods of time. Flex gangers may be installed in the factory or on site. Bar gangers are always factory installed. Refer to the following list for ganger availability on rectangular tables.

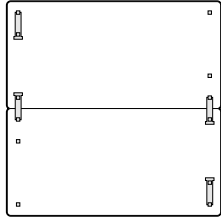
	Flex Gangers	Bar Gangers
Ballet	Field	Factory
Derby	Field	Factory
Ginkgo Biloba	Field	Factory
Reunion Seminar	Factory	N.A.
Rizzi Arc	Factory	Factory
Runner T- and L-Base	Factory	Factory



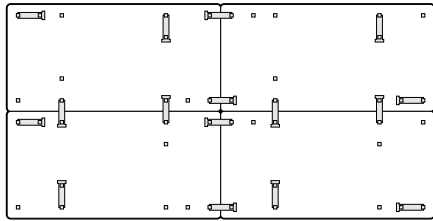
**Flex gangers** use a flexible loop that engages a hook to hold two adjacent table tops in place. No tools are required to stretch the loop across the seam between two table edges and to connect it to the hook on the adjacent table. Loops that are not in use can be secured to a parking hook. Flex ganger for Ballet tables only (not for side-to-side ganging).



End-to-end

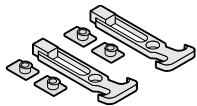


Side-to-side



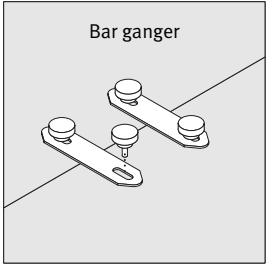
End-and-side

**Factory-installed flex gangers** are available as an option on Reunion Seminar, Rizzi Arc, and Runner T- and L-base tables. Gangers and hooks are installed on the sides of the tables that are going to be joined. You can specify end-to-end, side-to-side, or end-and-side arrangements.

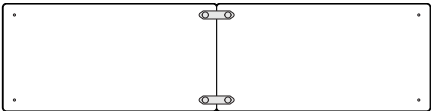


**Field-installed flex ganger packages** are available to add on site to tables with vinyl edges or self-edged tables with tops that are 1" - to 1.25"-thick. Specify one package for each seam.

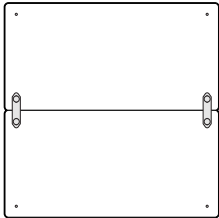
Flex Ganger Package	Product Number	List Price	
		U.S.	Canada
Flex ganger	<b>793365</b>	\$60	<b>\$84</b>
Flex ganger for Ballet tables only (not for side-to-side ganging)	<b>793365L</b>	\$60	<b>\$84</b>



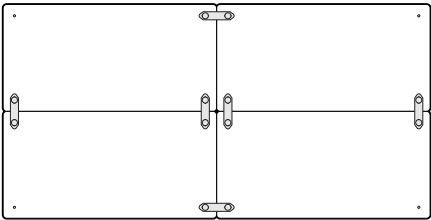
**Bar gangers** use steel bars to join adjacent tables. One end of the bar is captured by the host table and allows the bar to pivot beneath adjacent table where it is captured by a threaded post with knob. Factory-installed threaded insert in underside of table top accepts the threaded knob. No tools are required to link tables with bar gangers. Bar gangers are used with tables that have flat vinyl or self edges only.



End-to-end

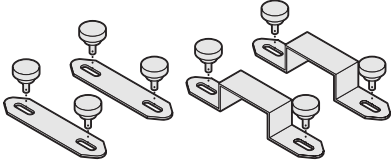


Side-to-side



End-and-side

**Factory-installed bar ganger** inserts are standard on all rectangular Ballet, Derby, Rizzi Arc, and Runner tables to allow tables to be joined end to end and/or side to side. Threaded inserts are available as an option on Ballet, Derby, Disc, Ginkgo Biloba, Rizzi Arc, and Runner tables with vinyl or self edges. Specify *universal ganging* when you order your tables. You must also order the appropriate number of ganger packages separately. Order one package for each pair of table edges that are going to be joined.  
*Tip: Please send a drawing of your arrangement along with your order to ensure that gangers are properly installed.*



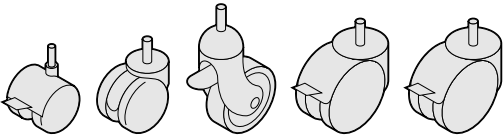
**Bar ganger packages** are available in two versions —standard for 1.25"-thick tops and long for 2"-thick tops.

Bar Ganger Package	Product Number	List Price	
		U.S.	Canada
Bar ganger for 1.25"-thick tops	793335	\$38	\$53
Bar ganger for 2"-thick tops	793351	\$38	\$53



**Send us a drawing.** If your tables are going to be used in a configuration that requires ganging, please send us a drawing or sketch so that we can give you exactly what you want.

### Casters



**Casters** are available as a factory-installed option on the following tables:

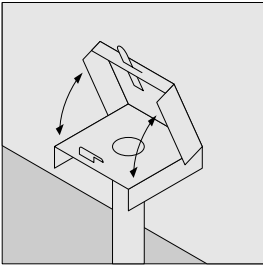
	2" Dual Locking	2" Dual Non-Locking	3" Single Locking	3" Dual Locking	3" Dual Locking
Ballet K-base tables	*				
Reunion Nomad		•			
Reunion Snap Leg			*		
Runner I-Leg					*
Runner pedestal-base tables	*				
Train table			•		

\* = Available • = Standard

► See individual product specification pages for availability.

*Tip: Casters cannot be adjusted to level tables.*

### Flip Top



**Flip-top mechanism** is available on the following pedestal base tables: Ballet, Derby, Rizzi Arc, and Runner. The flip-top mechanism allows tops to tilt for more compact storage of tables that are not in use. Safety latch secures the top in flat position and must be released to flip top up.

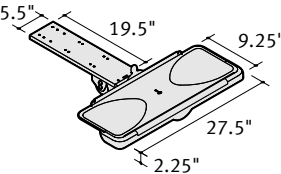
► See individual product specification pages for availability, prices, and specification information.

*Tip: Flip-top tables are not meant to be used in configurations. Tops may not align.*

### Special Height Tables

**Special table heights** may be practical. To confirm practicality and obtain a quotation, contact Vecta customer service at 972.641.2860.

### Keyboard Shelves



**Stella keyboard shelves** can be installed on any suitable Vecta table. Stella's unique mechanism provides knob-free adjustability so the user can position the keyboard anywhere from 2" above to 5" below the worksurface. Keyboard shelf tilts +/-15 degrees. Stella keyboard support is 6031 Meteorite grey.

► See individual product specification pages for availability.

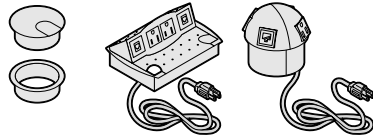
**Installation requires** an unobstructed area on the underside of the table top that is at least 20"D. Keyboard shelves should not be attached to folding or flip-top tables.

**Stella keyboard shelf** can be specified and shipped with any suitable table. It is shipped K.D. and must be added to the table on site.

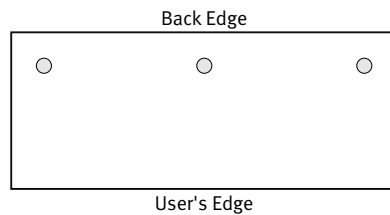
Product Number	List Price for Stella Keyboard	
	U.S.	Canada
CCSAF2 (VCT)	\$405	\$567

**To order Stella keyboard shelves separately** or for more product information, contact Details at 1.800.833.0411.

## Power and Voice/Data Access



**Convenient access to power and voice/data outlets** at table-top level can be accommodated with field-installed Interports and with factory-installed grommets and spheres on rectangular Ballet, Reunion Seminar, Rizzi Arc, and Runner tables.



**Standard locations for grommets and spheres** are along the back edge of the worksurface in the center or on the left or right side.

► See pages 133 and 135 for standard locations.

**Custom locations** are possible. Custom locations require an engineering review to confirm practicality. Please send a drawing to your customer service representative to show the locations you want, confirm practicality, and obtain a quotation.



*Tip: Please send a drawing of your arrangement along with your order to ensure that grommets and spheres are properly installed.*

**Additional tables** may be able to accommodate grommets, Interports, and spheres. Ask your customer service representative to help you determine practicality.

**Access** to power and voice/data connection points can be accomplished many different ways. Here's an overview of the alternatives that can be used with each type of table. Some restrictions apply. Refer to the individual product specifying pages for availability or ask your customer service representative or Vecta at 972.641.2860.

## Power and Voice/Data Overview

	<b>Grommet</b> ▶ page 132	<b>Interport</b> ▶ page 136	<b>Sphere</b> ▶ page 134	<b>Interact</b> ▶ page 145	<b>Power strip</b> ▶ page 145	<b>Juice</b> ▶ page 139	<b>POD</b> ▶ page 356
<b>Arriva</b>	⊕ + ● May affect folding	⊕ + May affect folding	⊕ + ● May affect folding	⊕ + May affect folding	+		
<b>Ballet</b>	⊕ + ● May affect folding	⊕ + May affect folding	⊕ + ● May affect folding	⊕ + May affect folding	+	+	X-base only Not on 30"D X-bases
<b>Derby</b>	⊕ +	⊕ +	⊕ +	⊕ +	+	+	
<b>Disc</b>	⊕ +	⊕ +	⊕ +	⊕ +	+	+	
<b>540</b>	⊕ +	⊕ +	⊕ +	⊕ +	+	+	
<b>Ginkgo Biloba</b>	⊕ +	⊕ +	⊕ +	⊕ +	+	+	
<b>Grip</b>	⊕ +	⊕ +	⊕ +	⊕ +	+	+	
<b>Reunion Seminar</b>	⊕ + ●	⊕ +	⊕ + ●	⊕ +	+	+	
<b>Rizzi Arc</b>	⊕ + ● May affect folding	⊕ + May affect folding	⊕ + ● May affect folding	⊕ + May affect folding	+	+	
<b>Runner</b>	⊕ + ● May affect folding	⊕ + May affect folding	⊕ + ● May affect folding	⊕ + May affect folding	+	+	Not on 20"D L-base
<b>Train Table</b>	⊕ +	+	⊕ +	⊕ +	+		● Center location only
<b>Cafe Table</b>	⊕ + Center location only	⊕ + Center location only	⊕ + Center location only		+		

*Tip: Some tables may not be able to accommodate a particular device.*

*See product pages for complete details.*

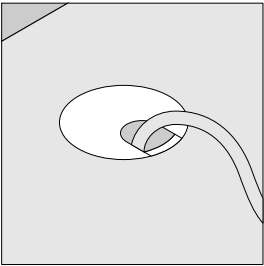
● = Hole factory cut in standard location (specify left, right, center);

⊕ = Hole factory cut to custom specifications;

*Tip: Send us a drawing with measurements indicating the exact location(s) in the table. If the locations are possible without any other changes to the table, we will manufacture the top with the cutouts at no additional charges and ship the electrical device separately, for field installation. However, if your requested locations require changes to the standard table design, you will incur additional charges.*

+ = Field installed (template provided)


Grommets



**Grommets** are factory-installed, 2"-diameter openings with snap-out covers that allow power cords and voice/data cables to pass through the worksurface. Grommets are black plastic.  
▶ See *Grommet Locations*, page 133.

Product Number	List Price for Grommet	
	U.S.	Canada
793215	\$55	\$77

**To specify grommets** designate “with 793215 grommet left, (right, or center).” If you are specifying a grommet in a table top that does not include standard grommet locations (▶ page 133), or if you want your grommets in a special location, designate grommet position.



**Send us a drawing** or sketch so we can give you exactly what you want.



## Grommet Locations

► Master Class, page 132

**Grommets** are available factory installed. Locations are listed in the table below.

**Grommets** are 2" in diameter. Dimensions given are from the center of opening and are accurate within 0.25". Left, right, and center are from the user's perspective. Additional locations are possible. Contact Vecta customer service at 972.641.2860.

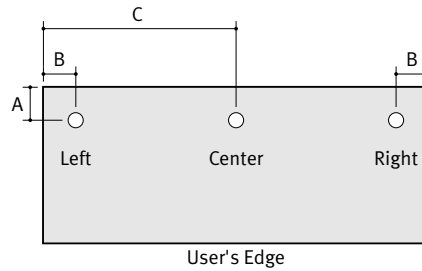
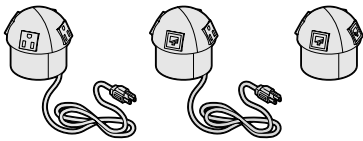


Table		A	B	C
<b>Arriva T-Base</b>				
18"W	48"L	4"	8.5"	24"
	60"L	4"	8.5"	30"
	72"L	4"	8.5"	36"
24"W	48"L	4"	8.5"	24"
	60"L	4"	8.5"	30"
	72"L	4"	8.5"	36"
30"W	48"L	4"	8.5"	24"
	60"L	4"	8.5"	30"
	72"L	4"	8.5"	36"
<b>Arriva U-Base</b>				
24"W	48"L	4"	8.5"	24"
	60"L	4"	8.5"	30"
	72"L	4"	8.5"	36"
30"W	48"L	4"	8.5"	24"
	60"L	4"	8.5"	30"
	72"L	4"	8.5"	36"
36"W	60"L	6.5"	8.5"	30"
	72"L	6.5"	8.5"	36"
<b>Ballet K</b>				
20"W	48"L	3.5"	8.5"	24"
	60"L	3.5"	8.5"	30"
	72"L	3.5"	8.5"	36"
	84"L	3.5"	8.5"	42"
24"W	48"L	3.5"	8.5"	24"
	60"L	3.5"	8.5"	30"
	72"L	3.5"	8.5"	36"
	84"L	3.5"	8.5"	42"
30"W	48"L	6.16"	8.5"	24"
	60"L	6.16"	8.5"	30"
	72"L	6.16"	8.5"	36"
<b>Reunion Seminar</b>				
24"W	42"L	6"	11.5"	21"
	48"L	6"	11.5"	24"
	60"L	6"	11.5"	30"
	72"L	6"	11.5"	36"
30"W	42"L	6"	11.5"	21"
	48"L	6"	11.5"	24"
	60"L	6"	11.5"	30"
	72"L	6"	11.5"	36"
36"W	42"L	6"	11.5"	21"
	48"L	6"	11.5"	24"
	60"L	6"	11.5"	30"
	72"L	6"	11.5"	36"

Table		A	B	C
<b>Rizzi Arc</b>				
20"W	60"L	6.5"	4"	30"
	72"L	6.16"	8.5"	36"
24"W	60"L	5.6"	8.5"	30"
	72"L	6.16"	8.5"	36"
	84"L	6.16"	8.5"	42"
30"W	60"L	6.16"	8.5"	30"
	72"L	6.16"	8.5"	36"
	84"L	6.16"	8.5"	42"
36"W	60"L	6.16"	8.5"	30"
	72"L	6.16"	8.5"	36"
<b>Runner L-Base</b>				
20"W	48"L	7"	10.75"	24"
	60"L	7"	10.75"	30"
	72"L	7"	6.5"	36"
24"W	48"L	5.1"	8.5"	24"
	60"L	5.1"	8.75"	30"
	72"L	9"	6.5"	36"
	84"L	9"	8.5"	42"
30"W	48"L	6.16"	8.5"	24"
	60"L	6.16"	8.5"	30"
	72"L	6.16"	8.5"	36"
<b>Runner T-Base</b>				
24"W	48"L	6.16"	8.5"	24"
	60"L	6.16"	8.5"	30"
	72"L	6.16"	8.5"	36"
	84"L	6.16"	8.5"	42"
30"W	48"L	6.16"	8.5"	24"
	60"L	6.16"	8.5"	30"
	72"L	6.16"	8.5"	36"
	84"L	6.16"	8.5"	42"
36"W	60"L	6.16"	8.5"	30"
	72"L	16.6"	8.5"	36"

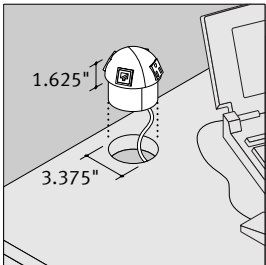
*Tip: Dimensions for Runner tables apply to both folding and non-folding versions.*

Spheres



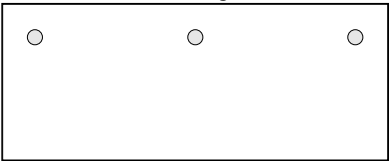
**Spheres** are factory-installed units that provide convenient access to electrical power and/or voice/data outlets. Power sphere includes four simplex outlets and a 6' power cord to make connection to power supply below the worksurface. Power and communication sphere includes two simplex power outlets and two spaces to connect RJ11 or RJ45 couplers on site. Communication sphere includes four spaces to connect RJ11 or RJ45 couplers on site. Sphere is black plastic.

	List Price Each	
	U.S.	Canada
PSP Sphere	\$280	\$392
PCS Sphere	\$192	\$269
CSP Sphere	\$127	\$178
RJ11 Coupler	\$ 10	\$ 14
RJ45 Coupler	\$ 12	\$ 17



**Diameter** of sphere is 3.375". Height above table surface is 1.625".

Back Edge



User's Edge

**To specify sphere**, indicate the position you want when you specify your table, and the opening for the unit will be cut in the table top when it is produced. If you choose a standard location (▶ page 135), the sphere will be shipped with the table so that it can be installed on site. If you specify a special location for the sphere or if you specify the sphere in a top where it is not available as a standard, the opening will be cut when the top is produced, but you must order the sphere separately (from previous column), and install it on site. ▶ See *Sphere Locations*, page 135.



**Send us a drawing** or sketch so we can give you exactly what you want.

**Field-installed sphere** is practical on many table tops. Order the unit separately and cut the required hole in the table top on site. Installation instructions will be shipped with the sphere. ▶ Specifying, page 340

## Sphere Locations

► Master Class, page 134

**Spheres** are available factory installed. Locations are listed in the table below.

**Sphere** is 3" diameter. Dimensions given are from center of opening and are accurate within 0.25". Left, right, and center are from the user's perspective. Additional locations are possible. Contact Vecta customer service at 972.641.2860.

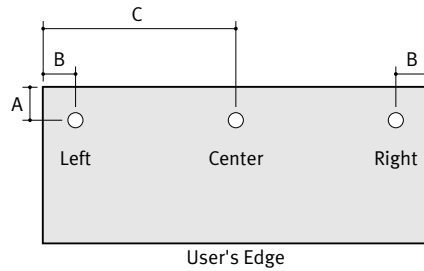
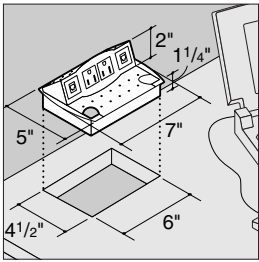


Table		A	B	C
<b>Arriva T-Base</b>				
18"W	48"L	4"	8.5"	24"
	60"L	4"	8.5"	30"
	72"L	4"	8.5"	36"
24"W	48"L	4"	8.5"	24"
	60"L	4"	8.5"	30"
	72"L	4"	8.5"	36"
30"W	48"L	4"	8.5"	24"
	60"L	4"	8.5"	30"
	72"L	4"	8.5"	36"
<b>Arriva U-Base</b>				
24"W	48"L	4"	8.5"	24"
	60"L	4"	8.5"	30"
	72"L	4"	8.5"	36"
30"W	48"L	4"	8.5"	24"
	60"L	4"	8.5"	30"
	72"L	4"	8.5"	36"
36"W	60"L	6.5"	8.5"	30"
	72"L	6.5"	8.5"	36"
<b>Ballet K</b>				
20"W	48"L	3.5"	8.5"	24"
	60"L	3.5"	8.5"	30"
	72"L	3.5"	8.5"	36"
	84"L	3.5"	8.5"	42"
24"W	48"L	3.5"	8.5"	24"
	60"L	3.5"	8.5"	30"
	72"L	3.5"	8.5"	36"
	84"L	3.5"	8.5"	42"
30"W	48"L	6.16"	8.5"	24"
	60"L	6.16"	8.5"	30"
	72"L	6.16"	8.5"	36"
<b>Reunion Seminar</b>				
24"W	42"L	6.5"	11.5"	21"
	48"L	6.5"	11.5"	24"
	60"L	6.5"	11.5"	30"
	72"L	6.5"	11.5"	36"
30"W	42"L	6.5"	11.5"	21"
	48"L	6.5"	11.5"	24"
	60"L	6.5"	11.5"	30"
	72"L	6.5"	11.5"	36"
36"W	42"L	6.5"	11.5"	21"
	48"L	6.5"	11.5"	24"
	60"L	6.5"	11.5"	30"
	72"L	6.5"	11.5"	36"

Table		A	B	C
<b>Rizzi Arc</b>				
20"W	60"L	7.35"	3.45"	30"
	72"L	6.16"	8.5"	36"
24"W	60"L	5.6"	11.65"	30"
	72"L	6.16"	8.5"	36"
	84"L	6.16"	8.5"	42"
30"W	60"L	6.7"	8.5"	30"
	72"L	6.7"	8.5"	36"
	84"L	6.7"	8.5"	42"
36"W	60"L	6.7"	8.5"	30"
	72"L	6.7"	8.5"	36"
<b>Runner L-Base</b>				
20"W	48"L	7"	N.A.	24"
	60"L	7.55"	11.15"	30"
	72"L	7.25"	6.25"	36"
24"W	48"L	7.6"	N.A.	24"
	60"L	7.6"	15"	30"
	72"L	9.45"	6.25"	36"
	84"L	9.45"	8.5"	42"
30"W	48"L	10.6"	N.A.	24"
	60"L	10.6"	13.25"	30"
	72"L	10.6"	6.25"	36"
<b>Runner T-Base</b>				
24"W	48"L	10.6"	N.A.	24"
	60"L	10.6"	13.25"	30"
	72"L	10.6"	6.25"	36"
	84"L	10.6"	8.5"	42"
30"W	48"L	13.6"	N.A.	24"
	60"L	13.6"	13.25"	30"
	72"L	13.6"	6.25"	36"
	84"L	13.6"	8.5"	42"
36"W	60"L	16.6"	13.25"	30"
	72"L	16.6"	6.25"	36"

*Tip: Dimensions for Runner tables apply to both folding and non-folding versions. Grommet positions remain the same.*

Interport

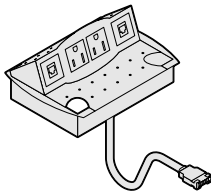


**Interport** is a 7" x 5" box that mounts flush with the top surface of the table and contains two simplex electrical outlets and two spaces to mount customer-supplied RJ-type voice/data communications outlets. For access to the outlets, the user opens a hinged door covering the box. Cords that are plugged into Interport can be dropped through the door, which can then be closed, leaving the work surface clear of clutter. Interports are available in four colors. All Interports are UL and CSA listed. Interport can be adjusted to fit table thickness, 1"–1.75", by setting adjustment tabs that secure the box to the table.

**Three versions** of Interport are available:

**Interport cord** has a six-foot power cord and standard 15-amp plug. This version is ideally suited for highly mobile and frequently reconfigured tables.

**Interport hardwire** has six feet of flexible steel hardwire conduit for permanently hardwiring to the building power supply by a licensed electrician. This version is best suited for municipalities where code requires hardwire connections for this type of device, or for installations where the furniture will not be reconfigured.



**Interport modular** has a short piece of flexible steel conduit that is terminated with a modular connector. Several Interport modular units can be "daisy-chained," i.e., one connected to another in a series using jumpers, with power provided to the entire series by a single base power infeed. Jumpers and base power infeed are specified separately. This version is ideal for situations where modularity and reconfigurability is required, with the number of connections to the building power supply being minimized.

**All Interports** can be factory or field installed. *Tip: Field installation requires cutting a hole in the table top; a template is provided.*

**Interport** is available in four colors: F01 Nickel, F02 Silver Mica, F03 Charcoal Mica, and F04 Matte Black.

Specifying Interport Cord and Hardware

**Interports** are accessories and are ordered separately from tables. You should tell us where and on what tables they should be installed. Send us a drawing with measurements indicating the exact location(s) in the table. If the locations are possible without any other changes to the table, we will manufacture the top with the cutouts at no additional charges and ship the Interports separately, for field installation. However, if your requested locations require changes to the standard table design, you will incur additional charges.

**If you do not send us a drawing** indicating where to cut the holes for the Interports, or if you need to field-install them on existing tables, we will ship them separately along with a template and instructions for cutting the hole in the tabletop in the field.

Product Number	Description	List Price	
		U.S.	Canada
793381	Interport, cord	\$235	\$329
793384	Interport, hardwire	\$277	\$388

Specifying Interport Modular

**Follow these steps** to specifying Interport modular:

1. Determine how many Interports you need and where they will be located on each table.
2. Determine the distance between Interports for jumper lengths.
3. Determine how to connect to the building power supply.

1. Determine how many Interports you need and where they will be located on each table

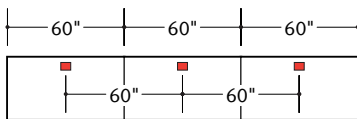
**Each Interport** provides two electrical outlets and spaces for two voice/data outlets. If you have two people seated at every table, this may mean one or two Interports per table.

**One Interport shared between two people** should be centered at the back edge of the table.

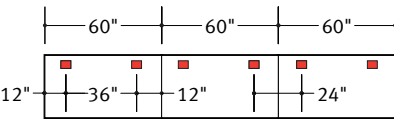
**Two Interports per table** should be placed near the ends of the table.

*Tip: For factory-installed Interports, send us a drawing with measurements indicating the exact location(s) in the table. If the locations are possible without any other changes to the table, we will manufacture the top with the cutouts at no additional charges and ship the Interports separately, for field installation. However, if your requested locations require changes to the standard table design, you will incur additional charges.*

## 2. Determine the distance between Interports for jumper lengths



**If one Interport is centered per table**, then the distance between them is the same as the lengths of the table. To connect them together, specify that length jumper.



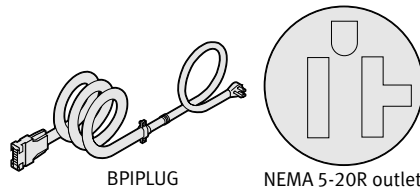
**If each table has two Interports**, the distance between them on each table and the distance between them on adjacent tables may vary. Two different length Jumpers will need to be specified.

**Jumpers** come in lengths from 24" to 84" in 6" increments.

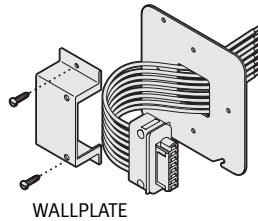
## 3. Determine how to connect to the building power supply

**The most important consideration** is adequate electrical power supplied to a number of Interports fed by a single base power infeed. There are a number of variables to consider. If the usage is primarily laptop computers, a good "rule of thumb" is to use a single 20-amp circuit for every five Interports.

*Tip: Base power infeeds can be installed at either end or in the middle of a row of tables.*




**If there are five or fewer Interports per row**, specify a single-circuit plug base power infeed, BPIPLUG. This offers the quickest, easiest Interport installation and reconfiguration of tables. An electrician must provide a NEMA 5-20R outlet for each row within 18" of the infeed location.



**If there are six or more Interports per row, or for more power with plug and play flexibility**, specify the four-circuit outlet with wall/floor plate, WALLPLATE. The outlet must be installed onto an existing junction box in an architectural wall or floor by a licensed electrician in compliance with all local and national codes.

**An extra jumper must be specified** to connect the Interport to the wall/floor plate. The extra jumper acts as a multi-circuit base power infeed. This jumper provides up to four 20-amp circuits to each row.

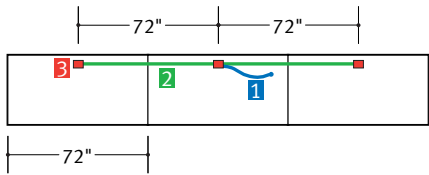
*Tip: When ordering an extra jumper to plug into the wall/floor plate, specify the length of the extra jumper.*



**When installation is permanent or local electrical codes are restrictive**, a hardwire base power infeed, BPIHW, is available. This infeed can provide up to four 20-amp circuits and must be installed by a licensed electrician in compliance with all local and national codes.

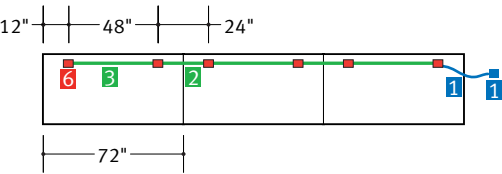
Following are examples of possible configurations:

Example 1:  
Three 72"L x 30"W Runner T-base tables, one Interport per table



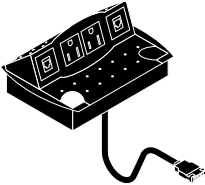
Order example:  
Three (3) Interport modular kits (793391)  
Two (2) 72" jumper kits (JMPK72)  
One (1) Single-circuit plug base power infeed (BPIPLUG)  
Tip: See product number tables for pricing.

Example 2:  
Three 72"L x 30"W Runner T-base tables, two Interports per table



Order example:  
Six (6) Interport modular kits (793391)  
Three (3) 48" jumper kits (JMPK48)  
Two (2) 24" jumper kits (JMPK24)  
One (1) 36" jumper kit (JMPK36)\*  
One (1) Four-circuit outlet with wall/floor plate (WALLPLATE)  
\*This 36" jumper acts as the base power infeed.  
Tip: See product number tables for pricing.

Interport modular kit includes mounting hardware, connecting bracket, and conduit clamps. You must specify circuit number (1, 2, 3, or 4); circuit 1 must be used with single-circuit plug.



Product Number	Description	List Price Each	
		U.S.	Canada
793391	Modular kit	\$235	\$329

Jumper kit includes mounting hardware and a horizontal wire manager (1.8" x 1.2") with double-sided tape for data wires.

Product Number	Description	List Price Each	
		U.S.	Canada
JMPK24	24" jumper	\$ 70	\$ 98
JMPK30	30" jumper	\$ 79	\$111
JMPK36	36" jumper	\$ 83	\$116
JMPK42	42" jumper	\$ 92	\$129
JMPK48	48" jumper	\$ 99	\$139
JMPK54	54" jumper	\$109	\$153
JMPK60	60" jumper	\$114	\$160
JMPK66	66" jumper	\$123	\$172
JMPK72	72" jumper	\$128	\$179
JMPK78	78" jumper	\$137	\$192
JMPK84	84" jumper	\$143	\$200

Single-circuit base power infeed is 20 amps with single-circuit plug (NEMA 5-20) on one end and modular connector on the other end. Infeed is black.  
Tip: An electrician must provide a NEMA 5-20R outlet for each row within 18" of the infeed location.



Product Number	List Price Each	
	U.S.	Canada
BPIPLUG	\$120	\$168

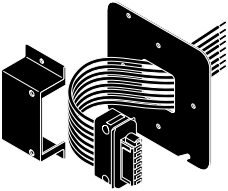
Four-circuit hardwire base infeed with sealtite is 72"L with eight-wire pig tail for hardwire connection on one end and modular connection on the other end.



Product Number	List Price Each	
	U.S.	Canada
BPIHW	\$120	\$168

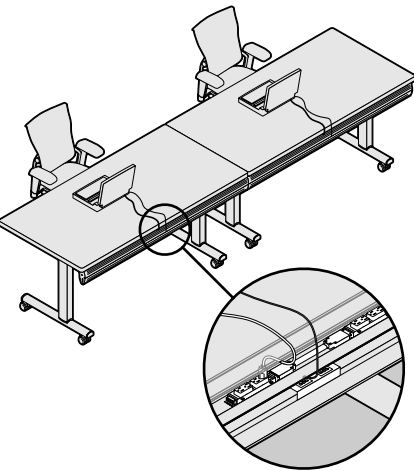
**Four-circuit outlet with wall/floor plate** is 4<sup>11</sup>/<sub>16</sub>" x 4<sup>11</sup>/<sub>16</sub>" with four-circuit modular connector. Plate is black.

*Tip: WALLPLATE requires an extra jumper.*



Product Number	List Price Each	
	U.S.	Canada
WALLPLATE	\$60	\$84

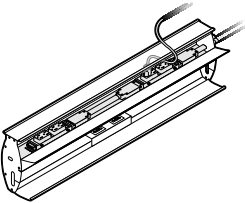
## Juice



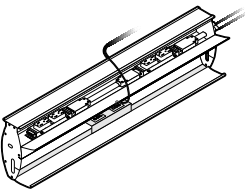
**Juice** is a power and data distribution and wire management system that can be added to virtually any table, providing access to utilities across a series of linked tables. Juice is robust, easy to specify, a snap to install, easy to reconfigure, and very flexible.

**Juice can be field-installed on most tables** that have at least 4" of clear, continuous space across the length of the table. This includes the Runner T and L base—all rectangular tables 24"D and deeper—Rizzi Arc—all rectangular tables—and Ballet X-base—36"W and 42"W tables only. Juice may be installable on some versions of other tables, or may be installed with only a slight modification to a table. Contact Vecta's Customer Service Department to confirm compatibility on other tables before ordering.

**Each Juice unit** is 4.7"D x 11.5"H, and consists of a black powder-coated aluminum raceway assembly that houses a UL listed modular electrical system in the top channel, and a data distribution space in the lower channel. Upper and lower access doors open to reveal these channels. End caps of steel and rubber, with access holes for wires and cables, are integral to Juice units. Juice is attached to tables with wood screws.



**The top channel of Juice** houses the electrical system. All Juice units include a table-to-table jumper for connecting Juice units in a series. Juice units that are 48"L include one power block that can hold two duplex outlets (ordered separately). Juice units that are 60"L and 72"L include two power blocks for up to four duplex outlets. Juice units that are 84"L include three power blocks for up to six duplex outlets.



**The bottom channel of Juice** houses the data distribution channel. Up to (24) UTP network cables can run through this channel at any point. Situated inside each channel is a frame with openings that are 2.71"W x 1.38"H for standard-size modular furniture faceplates which accept customer-supplied voice/data outlets. Tables that are 48"L, 60"L, and 72"L have two openings for modular furniture faceplates; tables that are 84"L have four.

*Tip: Vecta does not provide the modular furniture faceplates or the data outlets. These are available from technology suppliers, including Amp, Avaya, Lucent, Krone, Siemon, or Panduit.*

**VersaCable** is also compatible with Juice (▶ page 145).



**Corner transition pieces** are molded black ABS plastic and include an electrical jumper for turning 90° corners.

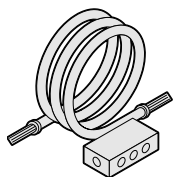
**Juice utilizes** a UL and CSA listed eight-wire, four-circuit, 20-amp modular electrical system with four line conductors (12AWG), two neutrals (10AWG) and two grounds (12AWG). The fourth circuit is isolated and dedicated (3+D configuration). The system can be wired in both single and three-phase configurations, 208/120V. 240/120V respectively. Up to 13 receptacles may be used per circuit per base power infeed.

**Other wiring schematics**, such as 2+2 or 3-circuit, separate neutrals, are available at no additional charge. Add suffix **Y** to the product number for 2+2, and add suffix **Z** to the product number for 3-circuit, separate neutrals. All components must be specified to be the same wiring schematic, and components are physically keyed to prevent intermixing.


**Chicago version** of Juice is available. This option deletes the entire electrical system, replacing it with steel single-gang junction boxes, which can be field-wired by licensed, local electricians. Vecta does not provide any duplexes, base power infeeds, or conduit for Chicago version.

**Base power infeeds** (BPIs) have a modular connector at one end for connection to the power block inside the Juice unit. Each BPI is also supplied with a separate data cable infeed, which consists of 72" of corrugated flexible tubing, 2" in diameter, and a connector for attaching to the Juice unit. Regardless of the type of BPI specified, Vecta recommends the connection to the building power supply should be made within 24" of end of the Juice unit. BPIs can be connected in the middle of a row of tables, with power being distributed both directions.

**Hardwire BPI** includes 72" of black, Sealtite conduit which may be cut to length at the job site by the licensed electrician who will make the connection to the building power supply.

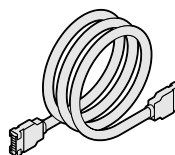


**New York City BPI** is similar to the hardwire BPI, but adds an additional steel j-box and hardwire connection.

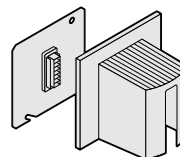


**Single-circuit plug and play BPI** has 48" of flexible steel conduit, then transitions to 24" of black cord, which is terminated by a three-prong, 20-amp plug. This BPI requires a NEMA 5-20R outlet to plug into.

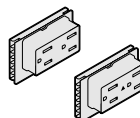
*Tip: When the single-circuit plug BPI is used, all duplexes must be circuit 1.*



**Modular BPI** is 72" of flexible steel conduit, covered with black plastic tubing, with a modular connector to both ends. This BPI requires the installation of a Juice wall and floor plate to plug into.



**Juice wall and floor plate** consists of a standard construction-type 4<sup>11</sup>/<sub>16</sub>" square steel junction box, and a faceplate with the modular connector attached. Wall and floor plate must be used with modular BPI.



**Duplex outlets** are 15-amp outlets; up to 13 can be used on each 20-amp circuit. Each outlet is marked with its circuit number, and duplexes on isolated circuits are also identified with a triangle marking.

*Tip: When the single-circuit plug BPI is used, all duplexes must be circuit 1.*



Juice units produced prior to 2004 are not compatible with the following style numbers.

#### Juice units, four-circuit, 3+1

Product Number	Description	List Price	
		U.S.	Canada
<b>321748</b>	48"L Juice unit	\$585	\$ 819
<b>321760</b>	60"L Juice unit	\$675	\$ 945
<b>321772</b>	72"L Juice unit	\$725	\$1015
<b>321784</b>	84"L Juice unit	\$850	\$1190

Tip: Add a **Y** to the product number for 2+2 and a **Z** to the product number for three-circuit, separate neutrals. Add a **C** to the product number for Chicago version.

#### Duplex receptacles, four-circuit, 3+1

Product Number	Description	List Price	
		U.S.	Canada
<b>321701</b>	Circuit 1, system ground	\$15	\$21
<b>321702</b>	Circuit 2, system ground	\$15	\$21
<b>321703</b>	Circuit 3, system ground	\$15	\$21
<b>321704</b>	Circuit 4, isolated ground	\$15	\$21

Tip: Add a **Y** to the product number for 2+2 and a **Z** to the product number for three-circuit, separate neutrals. Circuit-4, isolated ground is not available with three-circuit separate neutrals.

#### Base power infeeds, four-circuit, 3+1

Product Number	Description	List Price	
		U.S.	Canada
<b>321797</b>	Hardwire	\$175	\$245
<b>321793</b>	Modular	\$175	\$245
<b>321797NYC</b>	NYC hardwire	\$175	\$245
<b>321798P</b>	Single-circuit plug and play	\$175	\$245
<b>321796</b>	Wall and floor plate	\$175	\$245

Tip: Add a **Y** to the product number for 2+2 and a **Z** to the product number for three-circuit, separate neutrals. Single-circuit plug and play is available with four-circuit, 3+1 only.

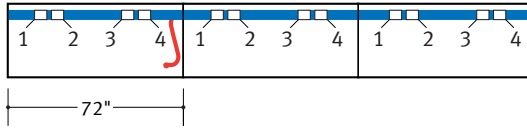
#### Corner transitions

Product Number	Description	List Price	
		U.S.	Canada
<b>321792</b>	90° corner transition	\$225	\$315

Tip: Add a **Y** to the product number for 2+2 and a **Z** to the product number for three-circuit, separate neutrals. Single-circuit plug and play is available with four-circuit, 3+1 only.

**Juice Specification Examples***Example 1:*

Three 72"L x 30"W tables

*Order example:*

Three (3) 72"L juice units (321772)

One (1) hardwire base power infeed (321797)

Three (3) circuit 1 duplexes (321701)

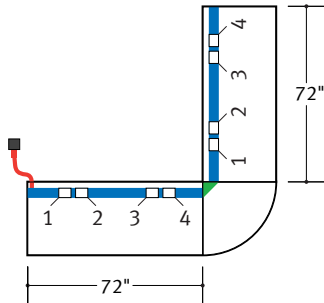
Three (3) circuit 2 duplexes (321702)

Three (3) circuit 3 duplexes (321703)

Three (3) circuit 4 duplexes (321704)

*Example 2:*

Two 72"L x 30"W tables and one connecting top

*Order example:*

Two (2) 72"L juice units (321772)

One (1) corner transition (321792)

One (1) modular BPI (321793)

One (1) wall and floor plate (321796)

Three (3) circuit 1 duplexes (321701)

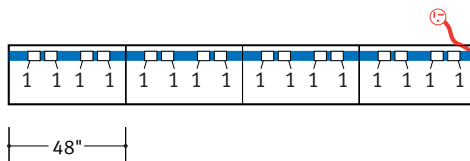
Three (3) circuit 2 duplexes (321702)

Three (3) circuit 3 duplexes (321703)

Three (3) circuit 4 duplexes (321704)

*Example 3:*

Four 48"L x 24"W tables

*Order example:*

Four (2) 48"L juice units (321748)

One (1) single circuit plug BPI (321798P)

Eight (8) circuit 1 duplexes (321701)

**Specifying Tips for Determining Electrical Circuit Requirements:**

**Vecta's electrical systems** are designed for use on 20-amp circuits. However, the National Electric Code (NEC) recommends only 16 amps be used in continuous power usage for safety reasons.

**To determine the number of circuits** required, do the following:

1. Check the amps of each computer/electrical device requiring power. You can usually find this info on the label attached to your computer/device or the power cord.  
*Tip: The info will look like the following:*  
INPUT: 120V ~ 1.5A.
2. Add the number of amps for each device to obtain the total amount of amps.
3. Divide the total amount of amps by 16 (the amount of amps each circuit can handle). This will give you your number of circuit requirements.
4. Round up the number to insure the proper number of circuits. (When dividing, in most cases, you will not get a whole number.)

*Example:***1. Check amps**

Six computers rated at 2.5 amps and six monitors rated at 3.0 amps used on a row of three 72"L tables.

**2. Add number of amps to obtain total**

Computer amps— $6 \times 2.5 = 15$  amps  
Monitors amps— $6 \times 3.0 = 18$  amps  
Total amps = 33

**3. Divide total amps by 16 to determine circuit requirements**

$33 \text{ amps} / 16 = 2.06$

**4. Round up to get proper number of circuits**

2.06 rounded up is 3 circuits

To power all computers and monitors in this example, you would need to have three circuits powering the table.

Juice Wiring Schematics

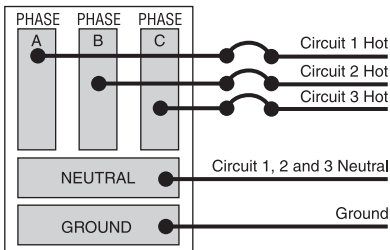
ALL TABLES

### Four-Circuit, 3+1

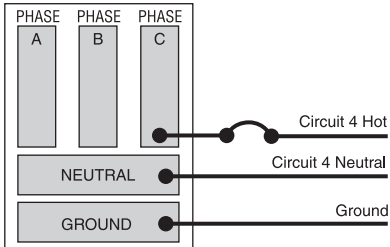
**Four-Circuit, 3+1** also known as 3+D (color-coded black). The fourth circuit is isolated and has its own neutral.



**Circuit Panel 1**

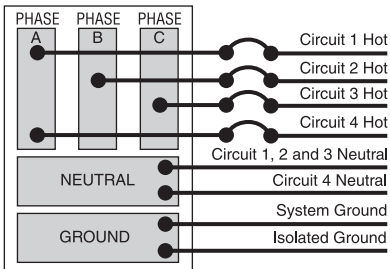


**Circuit Panel 2**



**In the four-circuit, 3+1 schematic,** circuits 1, 2, and 3 are distributed from the first circuit panel and are supported with one shared neutral and one shared ground. Circuit 4 is distributed from a second circuit panel and is supported with a separate neutral and ground.

**Single 3-Phase Circuit Panel**



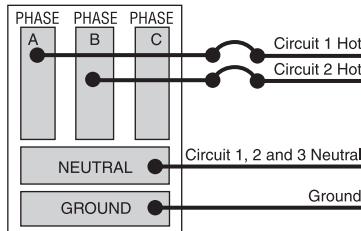
**On a single 3-phase circuit panel,** all four circuits are distributed as shown.

### Four-Circuit, 2+2

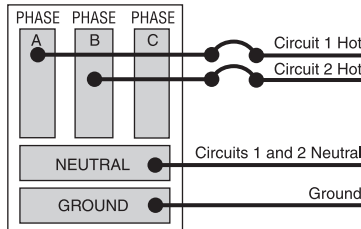
**Four-Circuit 2+2** (product number suffix “Y”; color-coded brown).



**Circuit Panel 1**

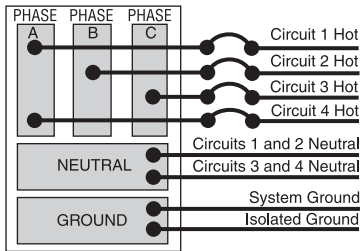


**Circuit Panel 2**



**In the four-circuit, 2+2 schematic,** circuits 1 and 2 are distributed from two different phases from the first circuit panel and are supported with one shared neutral and one shared ground. Circuits 3 and 4 are distributed from a second circuit panel and supported by their own shared neutral and ground.

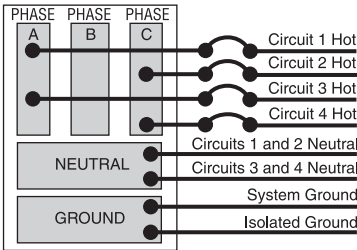
**Single 3-Phase Circuit Panel**



**On a single 3-phase circuit panel,** all four circuits are distributed as shown.

Juice Wiring Schematics, continued

Split-Phase  
Circuit Panel



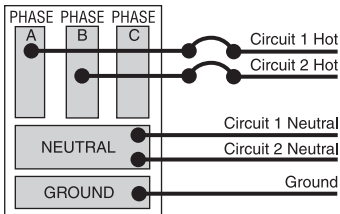
On a split-phase circuit panel, all four circuits are distributed as shown.

Three-Circuit, Separate Neutrals

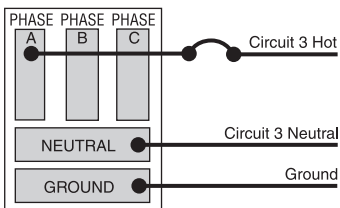
**Three-Circuit Separate Neutrals** (model number suffix “Z” to model number, color-coded rust). Three circuits are each provided with their own neutral wire.



Circuit Panel 1

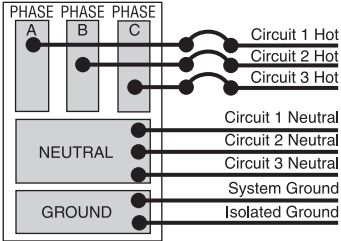


Circuit Panel 2



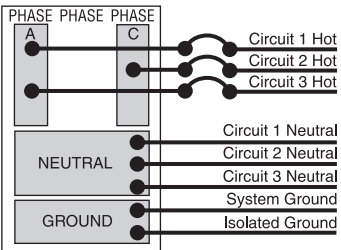
In the three-circuit, separate neutral schematic, circuits 1 and 2 are distributed from two different phases from the first circuit panel. Each circuit is supported with its own neutral and a common ground. Circuit 3 is distributed from the second circuit panel and is supported by its own neutral and ground.

Single 3-Phase  
Circuit Panel



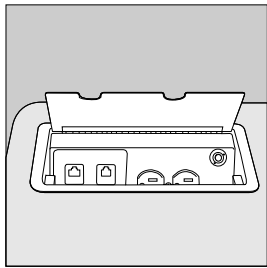
On a single 3-phase circuit panel, all four circuits are distributed as shown.

Split-Phase  
Circuit Panel



On a split-phase circuit panel, all four circuits are distributed as shown.

## Interact



**Interact** is available as a factory-installed option on any solid Vecta table top. Box and lid are steel with a black textured powder coat surface. Unit contains two 15-amp power outlets with built-in circuit breaker and can accommodate one, customer-supplied modular furniture faceplate for voice/data jacks. One additional 15-amp power outlet is included on the bottom of the box. Two power infeed alternatives are available—plug or hardwire. UL and CSA listed.

	List Price Each	
	U.S.	Canada
INTSC plug	\$287	\$402
INTHW hardwire	\$287	\$402

**To specify Interact**, designate "with Interact" and indicate the exact position you want. To confirm practicality, contact Vecta customer service at 972.641.2860.



**Send us a drawing.** Typically, interact is installed along the back edge of the top, but there are no standard locations. Send us a drawing with measurements indicating the exact location in the table. If this location is possible without any other changes to the table, we will drill the top at no additional charges. However, if your requested location requires changes to the standard table design, you will incur additional charges.

**Modular furniture faceplates** to accept voice/data outlets are available directly from many suppliers. Vecta does not supply these components. For information about compatibility, contact the manufacturers:

Amp 1.800.522.6752. Ask for *Flexmode* modular furniture faceplates and outlets.

Knone 1.800.775.5766. Ask for *Convergence* modular furniture faceplates and outlets.

Panduit 1.800.777.3300. Ask for *Mini-Com* modular furniture faceplates and outlets.


## VersaCable

**VersaCable**, an alternative to conventional home-run cabling, is a modular, plug-and-play communications cabling system designed to simplify installation and reconfiguration of horizontal cabling in a dynamic space. VersaCable links computers and/or telephones at individual tables to the telecommunications closet. VersaCable exceeds all performance requirements for Category 5E horizontal cabling specified in TIA/EIA 568-A-5. VersaCable is used with Train, Juice, and Interport Modular.

**For technical specification information**, refer to the *VersaCable Modular Data System Specification Guide*, available from your local Vecta sales representative.

**To specify VersaCable**, order separately on pages 365–368.

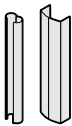
## Power Strip



**Power strip** is available to provide additional power outlets beneath tables that must accommodate many technological components. Power strip includes six 15-amp outlets with built-in circuit breaker, on-off switch, and 15' cord with three-prong plug. Power strip is black. UL and CSA listed and tested to UL standard 1449 at 400V.

**To specify power strip**, order separately on pages 172, 351.

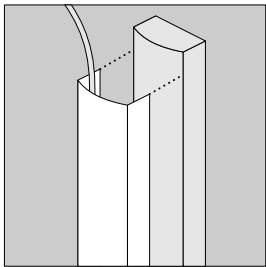
Wire Managers



**Vertical wire managers** are available in several versions for use with specific table bases. Vertical wire manager are available in different lengths for use with specific table legs. They snap on to the table leg and conceal power cords and voice/data cables that are routed vertically. The vertical wire-management package can be specified to match any powder coat color of the leg.

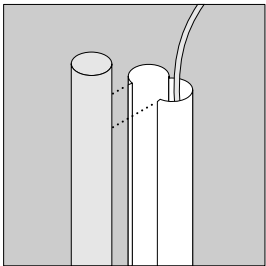
*Exception: Metallic powder coat colors are not available. If no color is specified, black will be provided.*

Product Name	Product Number	List Price	
		U.S.	Canada
12" Wire manager (for 25.5"H Ballet tables)	7933661	\$40	\$56
15" Wire manager (for Ballet pedestal base, 701 Disc base and Rizzi Arc pedestal base tables)	7933662	\$40	\$56
14" Wire manager (for 702 Disc base, Derby, and Ginkgo Biloba pedestal base tables)	7933663	\$40	\$56
29" Wire manager (41.5"H Ballet, 701T Disc base and Rizzi Arc Cafe tables)	79336642	\$40	\$56
29" Wire manager (41.5"H 702T Disc base and Derby Cafe tables)	79336643	\$40	\$56



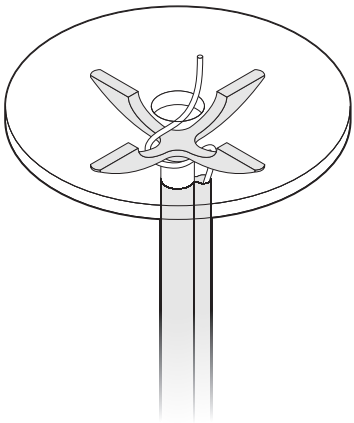
**Runner vertical wire manager** is available to clip on to any Runner table leg to conceal power cords and voice/data cables routed from the floor to the worksurface. *Exception: Runner TV/VCR carts and projector carts do not accommodate the vertical wire manager.* Runner vertical wire manager is black plastic.

► Specifying, page 338



**Ballet vertical wire manager** is available to clip on to and Ballet table leg to conceal power cords and voice/data cables routed vertically from the floor to the worksurface. Vertical wire manager is black plastic.

► Specifying, page 172



**Technology spider** is a cable-management version of the traditional spider that is used to attach a table top to a column. The spider provides clearance for power cords and voice/data cables to pass through the table top so that Interport modules, grommets, and spheres can be positioned directly above a table base. Technology spiders are standard on the following tables:

- Ballet pedestal bases
- Derby T-bases and pedestal bases (except 3-foot)
- Disc
- Ginkgo Biloba
- Rizzi Arc pedestal bases
- Runner pedestal bases (not Runner I-leg)

## 18"W, 24"W, and 30"W

- Master Class, page 116  
 ► Product weights, page 382

**Standard Includes**

- Height: 28.5"H
  - Top: laminate surface on 1" particleboard core
  - Edge—flat PVC: 6201 Black, 6202 White, 6203 Fog (cool gray), or 6204 Pepperdust (warm gray)
  - Base: steel tube, 1.25" diameter with 0.06" wall, welded in "T" style with steel support rods in black powder coat
  - Black nylon pivot blocks with integral bumpers for stacking
  - Black steel top support rail acts as the folding mechanism track
- Tip: The bases of 48"L folding tables overlap when folded.*  
*Tip: Folded depth of any Arriva table is 4.75."*
- Leveling glides with adjustability range of 0.5": non-marring, ABS black plastic
  - Shipped set up

**Required to Specify**

- Product number
  - Laminate color number and name for top
  - Edge color name and number for flat PVC edge
  - Options: if selected (see list)
- *Surface Materials*, page 126

**Options**

- **Chrome base**  
 +\$60 U.S. **+\$84 Canada**  
 Specify "with chrome base."




**Accessories**

- **Dolly** ► page 318

	18"W		
			
	48"L x 18"W	60"L x 18"W	72"L x 18"W
✱ = Vecta Express, ► Page 6	<b>552111</b> U.S. <b>Canada</b>	<b>553121</b> U.S. <b>Canada</b>	<b>554131</b> U.S. <b>Canada</b>




## 17"W Base

Grade 1 Laminate	\$469 <b>\$657</b>	\$477 <b>\$668</b>	\$493 <b>\$690</b>
Grade 2 Laminate	\$488 <b>\$684</b>	\$501 <b>\$702</b>	\$522 <b>\$731</b>

	24"W		
			
	48"L x 24"W	60"L x 24"W	72"L x 24"W
✱ = Vecta Express, ► Page 6	<b>562112</b> U.S. <b>Canada</b>	<b>563122</b> U.S. <b>Canada</b>	<b>564132</b> U.S. <b>Canada</b>

## 23"W Base

Grade 1 Laminate	\$479 <b>\$671</b>	\$488 <b>\$683</b>	\$506 <b>\$708</b>
Grade 2 Laminate	\$504 <b>\$706</b>	\$526 <b>\$736</b>	\$544 <b>\$761</b>

	30"W		
			
	48"L x 30"W	60"L x 30"W	72"L x 30"W
✱ = Vecta Express, ► Page 6	<b>572113</b> U.S. <b>Canada</b>	<b>573123</b> U.S. <b>Canada</b>	<b>574133</b> U.S. <b>Canada</b>

## 29"W Base

Grade 1 Laminate	\$520 <b>\$728</b>	\$530 <b>\$742</b>	\$550 <b>\$770</b>
Grade 2 Laminate	\$552 <b>\$773</b>	\$570 <b>\$798</b>	\$598 <b>\$837</b>

*Tip: Flex gangers are not available on Arriva tables.*

24"W, 30"W, and 36"W

- ▶ Master Class, page 116
- ▶ Product weights, page 382

Standard Includes

- Height: 28.5"H
  - Top: laminate surface on 1" particleboard core
  - Edge—flat PVC: 6201 Black, 6202 White, 6203 Fog (cool gray), or 6204 Pepperdust (warm gray)
  - Base: steel tube, 1.25" diameter with 0.06" wall, welded in "T" style with steel support rods in black powder coat
  - Black nylon pivot blocks with integral bumpers for stacking
  - Black steel top support rail acts as the folding mechanism track
- Tip: The bases of 48"L folding tables overlap when folded.*  
*Tip: Folded depth of any Arriva table is 4.75".*
- Leveling glides with adjustability range of 0.5": non-marring, ABS black plastic
  - Shipped set up

Required to Specify

- Product number
- Laminate color number and name for top
- Edge color name and number for flat PVC edge
- Options: if selected (see list)
  - ▶ *Surface Materials*, page 126

Options

- **Chrome base**  
+\$60 U.S. **+\$84 Canada**  
Specify "with chrome base."

Accessories

- **Dolly** ▶ page 318

24"W



48"L x 24"W



**562312**  
U.S. **Canada**



60"L x 24"W



**563322**  
U.S. **Canada**



72"L x 24"W



**564332**  
U.S. **Canada**

= Vecta Express,  
▶ Page 6

23"W Base

Grade 1 Laminate	\$479	<b>\$671</b>	\$488	<b>\$683</b>	\$506	<b>\$708</b>
Grade 2 Laminate	\$504	<b>\$706</b>	\$520	<b>\$728</b>	\$544	<b>\$761</b>

30"W



48"L x 30"W



**572313**  
U.S. **Canada**



60"L x 30"W



**573323**  
U.S. **Canada**



72"L x 30"W



**574333**  
U.S. **Canada**

= Vecta Express,  
▶ Page 6

29"W Base

Grade 1 Laminate	\$520	<b>\$728</b>	\$530	<b>\$742</b>	\$550	<b>\$770</b>
Grade 2 Laminate	\$552	<b>\$773</b>	\$578	<b>\$809</b>	\$598	<b>\$837</b>

36"W



60"L x 36"W



**583323**  
U.S. **Canada**



72"L x 36"W



**584333**  
U.S. **Canada**

= Vecta Express,  
▶ Page 6

29"W Base

Grade 1 Laminate	\$556	<b>\$778</b>	\$568	<b>\$795</b>
Grade 2 Laminate	\$613	<b>\$858</b>	\$625	<b>\$875</b>

*Tip: Flex gangers are not available on Arriva tables.*

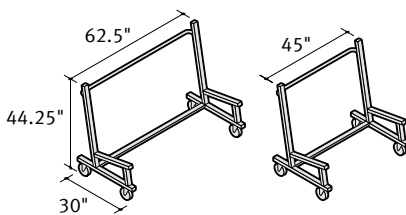


**Ballet tables** form a versatile series that provides solutions in a variety of applications—conference, training, workplace, dining, and utility. Base configurations are available in folding and fixed versions.

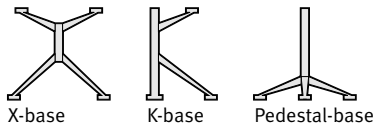
**Flip-top option** is available on pedestal base tables.

**Folding** is possible for select X-base and K-base tables to allow compact storage of tables that are not in use. Both X-base and K-base are 4" thick when folded.

► See individual product specification pages for availability.

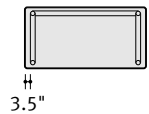


**Cart** is available in two sizes to store and transport as many as five folded Ballet tables.

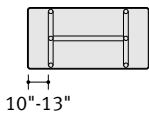


**Bases** are available in three configurations—X-base, K-base, and pedestal base. Base assemblies are constructed of die-cast and extruded aluminum. X-base and K-base assemblies are joined by 1" x 3" extruded aluminum stretcher bar for stability. Base finish can be any powder coat color.

► See individual product specification pages for availability.



**Base inset** on Ballet K-base tables is 3.5".



**Base inset** on Ballet X-base tables is 10" on tables 60"L and 13" on tables longer than 60"L.

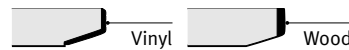
**Table height** is standard at 28.5"H.

**Adjustable leveling glides** are non-marring, black plastic.

**Casters** can replace glides on many Ballet tables. Casters are 2"-diameter, locking dual-wheel casters in black plastic and do not alter the table height.

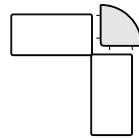
► See individual product specification pages for availability.

**Top** is 1"-thick with laminate or straight-grain wood veneer surface.



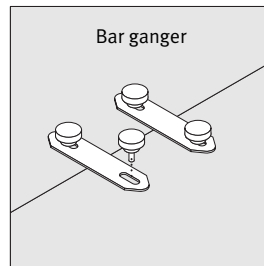
**Edges** are black ribbed vinyl with matching plastic corner inserts or Ballet wood edge.

► See individual product pages for availability.



**Connecting tops** can link perpendicular Ballet tables at 45°, 60°, or 90° and expand the useable area in many different configurations.

► See individual product specification pages for availability.



**Bar ganger packages** are available to connect adjacent Ballet tables in end-to-end, side-to-side, or end-and-side configurations. Underside of table tops are fitted with threaded inserts for use with bar ganger packages, which are ordered separately.

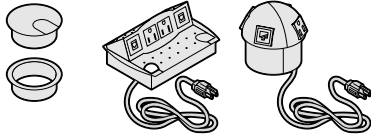
► Page 128

**Modesty panel** is available on many Ballet tables. Panel is ribbed extruded aluminum with powder coat color and includes a non-exposed horizontal wire management trough.

► See individual product specification pages for availability.

**Vertical wire manager** of black plastic can be added on site by clipping it to a table leg.

►Page 172



**Factory-installed grommets and spheres** can be specified on most Ballet tables. Field-installed Interports can also be ordered separately.

►See individual product specification pages for availability.

►See pages 133, 135 for standard locations.

- Master Class, pages 116, 149
- Product weights, page 382

**Standard Includes**

- Height: 28.5"H
- Top: 1" multi-ply wood core with laminate surface or MDF core with veneer surface
- Edge: black ribbed vinyl with matching plastic corner inserts
- X-base: cast aluminum legs and 1" x 3" extruded aluminum stretcher bar between legs with single powder coat color
- Leveling glides: non-marring, black plastic
- Threaded inserts in underside of top for end-to-end ganging
  - Order bar ganger package separately, page 172.
- Shipped K.D.

**Required to Specify**

- Product number
- Powder coat color number and name for base
- Laminate or wood color number and name for top
- Options: if selected (see list)
  - *Surface Materials*, page 126

**Options**

- **Grain-matched veneer\*** ► page 120
- **Stain-to-match** ► page 121
- **Grommets\*** ► page 132

**Accessories**

- **Bar ganger package** ► page 172
- **Flex ganger package** ► page 173



\* Send us a drawing



55"L x 30"W

**915415**U.S. **Canada**

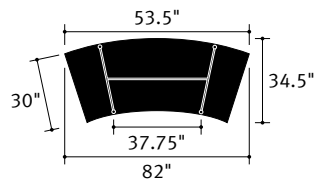
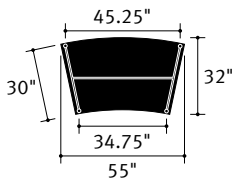
82"L x 30"W

**916416**U.S. **Canada****Folding****Ballet Ribbed Vinyl Edge**

Grade 1 Laminate	\$1360	<b>\$1904</b>	\$1477	<b>\$2068</b>
Grade 2 Laminate	\$1396	<b>\$1954</b>	\$1534	<b>\$2148</b>
Wood Veneer	\$2088	<b>\$2923</b>	\$2463	<b>\$3448</b>

**915405**U.S. **Canada****916406**U.S. **Canada****Non-Folding****Ballet Ribbed Vinyl Edge**

Grade 1 Laminate	\$1158	<b>\$1621</b>	\$1276	<b>\$1786</b>
Grade 2 Laminate	\$1194	<b>\$1671</b>	\$1333	<b>\$1866</b>
Wood Veneer	\$1885	<b>\$2639</b>	\$2260	<b>\$3164</b>



- Master Class, pages 116, 149
- Product weights, page 382
- Standard Includes

• Height: 28.5"H

• Top: 0.75" particle board core with laminate or straight-grain wood veneer surface

• Edge: black ribbed vinyl

• Pedestal base: aluminum with powder coat color

• 19" cast aluminum technology spider ► page 146

• 2"-diameter, locking, dual-wheel casters: black plastic

• Shipped K.D.

Required to Specify

• Product number

• Powder coat color number and name for base

• Laminate or wood color number and name for top

• Options: if selected (see list)

► *Surface Materials*, page 126

- Options

• Glides

Leveling glides in place of casters: non-marring, black plastic

*Tip: Height does not change.*

–\$103 U.S. –\$144 Canada

Specify by deleting suffix **C** from the product number.

• Stain-to-match ► page 121

✂

= Vecta Express,

► Page 6

<div><div><div>✂</div><div>36"L x 18"W</div><div><div>921422C</div><div>U.S. Canada</div></div></div></div>	<div><div><div>✂</div><div>40"L x 20"W</div><div><div>917422C</div><div>U.S. Canada</div></div></div></div>	<div><div><div>✂</div><div>48"L x 24"W</div><div><div>918422C</div><div>U.S. Canada</div></div></div></div>	
Ballet Ribbed Vinyl Edge			
Grade 1 Laminate	\$ 652 \$ 913	\$ 674 \$ 944	\$ 732 \$1025
Grade 2 Laminate	\$ 670 \$ 938	\$ 693 \$ 971	\$ 758 \$1061
Wood Veneer	\$1291 \$1808	\$1349 \$1889	\$1463 \$2048

- Master Class, pages 116, 149  
 ► Product weights, page 382

**Standard Includes**

- Height: 25.5"H
- Top: 0.75" particle board core with laminate or straight-grain wood veneer surface
- Edge: black ribbed vinyl
- Pedestal base: aluminum with powder coat color
- 19" cast aluminum technology spider ► page 146
- 2"-diameter, locking, dual-wheel casters: black plastic
- Shipped K.D.

**Required to Specify**

- Product number
- Powder coat color number and name for base
- Laminate or wood color number and name for top
- Options: if selected (see list)  
 ► *Surface Materials*, page 126

**Options**• **Glides**

Leveling glides in place of casters: non-marring, black plastic

*Tip: Height does not change.*

–\$103 U.S. –\$144 Canada

Specify by deleting suffix **C** from the product number.

- **Stain-to-match** ► page 121



Round  
27" diameter

**919423C**

**U.S. Canada**



Racetrack  
36"L x 24"W

**920424C**

**U.S. Canada**

**Ballet Ribbed Vinyl Edge**

Grade 1 Laminate	\$533	\$ 746	\$598	\$ 837
Grade 2 Laminate	\$554	\$ 775	\$618	\$ 865
Wood Veneer	\$936	\$1310	\$1049	\$1468

- Master Class, pages 116, 149  
 ► Product weights, page 382

#### Standard Includes

- Height: 28.5"H  
*Tip: Special-height Cafe tables are available for some table sizes.*  
 ► Page 175
- Top: 0.75" particle board core with laminate or straight-grain wood veneer surface
- Edge: black ribbed vinyl or Ballet wood edge
- Base: 2"-diameter steel column and 4-prong cast aluminum feet with single powder coat color
- 19" cast aluminum technology spider ► page 146
- Adjustable leveling glides: non-marring, black plastic
- Shipped K.D.

#### Required to Specify

- Product number
- Powder coat color number and name for base
- Laminate or wood color number and name for top
- Wood color number and name for wood edge, if selected  
*Exception: Wood edge will match the surface of a wood veneer top, so no color specification is needed.*  
*Tip: If you specify a wood edge on a top with wood grain laminate, the edge and top may not match.*
- Options: if selected (see list)  
 ► Surface Materials, page 126

#### Options

- **Casters** ► page 129  
 2"-diameter, locking, dual-wheel casters in place of leveling glides: black plastic  
*Tip: Height does not change.*  
 +\$103 U.S. **+\$144 Canada**  
 Specify by adding suffix **C** to the product number.
- **Flip top** ► page 129  
 Flip top on tables 42" or less in diameter to allow compact storage of tables that are not in use.  
 +\$117 U.S. **+\$164 Canada**  
 Specify by adding suffix **F** to the product number.
- **Stain-to-match** ► page 121
- **Special table height** ► page 129
- **Grommets** ► page 132
- **Spheres** ► page 134

#### Accessories

- **Interport\*** ► page 174



\* Send us a drawing



30" diameter

**933421**  
 U.S. **Canada**



36" diameter

**934421**  
 U.S. **Canada**



42" diameter

**935422**  
 U.S. **Canada**



48" diameter

**936422**  
 U.S. **Canada**

#### Ballet Ribbed Vinyl Edge

Grade 1 Laminate	\$ 536	<b>\$ 750</b>	\$ 596	<b>\$ 834</b>	\$ 679	<b>\$ 951</b>	\$ 721	<b>\$1009</b>
Grade 2 Laminate	\$ 557	<b>\$ 779</b>	\$ 625	<b>\$ 875</b>	\$ 719	<b>\$1007</b>	\$ 771	<b>\$1079</b>
Wood Veneer	\$ 941	<b>\$1317</b>	\$1048	<b>\$1467</b>	\$1358	<b>\$1902</b>	\$1442	<b>\$2018</b>

#### Ballet Wood Edge

Grade 1 Laminate	\$1133	<b>\$1586</b>	\$1265	<b>\$1771</b>	\$1439	<b>\$2015</b>	\$1528	<b>\$2139</b>
Grade 2 Laminate	\$1154	<b>\$1615</b>	\$1294	<b>\$1812</b>	\$1479	<b>\$2071</b>	\$1578	<b>\$2209</b>
Wood Veneer	\$1538	<b>\$2153</b>	\$1717	<b>\$2404</b>	\$2118	<b>\$2966</b>	\$2249	<b>\$3148</b>

- Master Class, pages 116, 149
- Product weights, page 382

**Standard Includes**

- Height: 28.5"H
- Top: 1" MDF core with laminate or straight-grain wood veneer surface
- Edge: black ribbed vinyl with matching plastic corner inserts or Ballet wood edge
- Base: 2"-diameter steel column and 4-prong cast aluminum feet with single powder coat color
- 19" cast aluminum technology spider ► page 146
- Adjustable leveling glides: non-marring, black plastic
- Shipped K.D.

**Required to Specify**

- Product number
- Powder coat color number and name for base
- Laminate or wood color number and name for top
- Wood color number and name for wood edge, if selected  
*Exception: Wood edge will match the surface of a wood veneer top, so no color specification is needed.*  
*Tip: If you specify a wood edge on a top with wood grain laminate, the edge and top may not match.*
- Options: if selected (see list)  
► *Surface Materials*, page 126

**Options**

- **Casters** ► page 129  
2"-diameter, locking, dual-wheel casters in place of leveling glides: black plastic  
*Tip: Height does not change.*  
+\$103 U.S. **+\$144 Canada**  
Specify by adding suffix **C** to the product number.
- **Flip top** ► page 129  
Flip top on tables 42" or less to allow compact storage of tables that are not in use.  
+\$117 U.S. **+\$164 Canada**  
Specify by adding suffix **F** to the product number.
- **Stain-to-match** ► page 121
- **Special table height** ► page 129
- **Grommets** ► page 132
- **Spheres** ► page 134

**Accessories**

- **Interport\*** ► page 174



\* Send us a drawing



30" x 30"

**926421**  
U.S. **Canada**

36" x 36"

**927422**  
U.S. **Canada**

42" x 42"

**928422**  
U.S. **Canada**

48" x 48"

**929422**  
U.S. **Canada****Ballet Ribbed Vinyl Edge**


Grade 1 Laminate	\$ 575	<b>\$ 805</b>	\$ 630	<b>\$ 882</b>	\$ 695	<b>\$ 973</b>	\$ 762	<b>\$1067</b>
Grade 2 Laminate	\$ 596	<b>\$ 834</b>	\$ 659	<b>\$ 923</b>	\$ 734	<b>\$1028</b>	\$ 812	<b>\$1137</b>
Wood Veneer	\$ 997	<b>\$1396</b>	\$1139	<b>\$1595</b>	\$1256	<b>\$1758</b>	\$1377	<b>\$1928</b>









**Ballet Wood Edge**

Grade 1 Laminate	\$1299	<b>\$1819</b>	\$1395	<b>\$1953</b>	\$1576	<b>\$2206</b>	\$1722	<b>\$2411</b>
Grade 2 Laminate	\$1320	<b>\$1848</b>	\$1424	<b>\$1994</b>	\$1615	<b>\$2261</b>	\$1772	<b>\$2481</b>
Wood Veneer	\$1721	<b>\$2410</b>	\$1904	<b>\$2666</b>	\$2137	<b>\$2991</b>	\$2337	<b>\$3272</b>

30"W

- ▶ Master Class, pages 116, 149
- ▶ Product weights, page 382

<p><b>Standard Includes</b></p> <ul style="list-style-type: none"><li>• Height: 28.5"H</li><li>• Top: 1" multi-ply wood core with laminate surface or MDF core with veneer surface</li><li>• Edge: black ribbed vinyl with matching plastic corner inserts</li><li>• X-base: cast aluminum legs and 1" x 3" extruded aluminum stretcher bar between legs with single powder coat color</li><li>• Adjustable leveling glides: non-marring, black plastic</li><li>• Modesty panel with horizontal wire management trough, if selected: extruded aluminum with powder coat color</li><li>• Threaded inserts in underside of top for end-to-end ganging<ul style="list-style-type: none"><li>▶ Order bar ganger package separately, page 172.</li></ul></li><li>• Shipped assembled</li></ul> <p><b>Required to Specify</b></p> <ul style="list-style-type: none"><li>• Product number</li><li>• Powder coat color number and name for base</li><li>• Laminate or wood color number and name for top</li><li>• Powder coat color number and name for modesty panel, if selected</li><li>• Options: if selected (see list)<ul style="list-style-type: none"><li>▶ <i>Surface Materials</i>, page 126</li></ul></li></ul>	<p><b>Options</b></p> <ul style="list-style-type: none"><li>• <b>Grain-matched veneer*</b> ▶ page 120</li><li>• <b>Stain-to-match</b> ▶ page 121</li><li>• <b>Grommets*</b> ▶ page 132</li><li>• <b>Spheres*</b> ▶ page 134</li></ul> <p><b>Accessories</b></p> <ul style="list-style-type: none"><li>• <b>Bar ganger package</b> ▶ page 172</li><li>• <b>Flex ganger package</b> ▶ page 173</li><li>• <b>Interport*</b> ▶ page 174</li></ul> <div> * Send us a drawing</div>
---	---

			
60"L x 30"W	72"L x 30"W	84"L x 30"W	96"L x 30"W
 = Vecta Express, ▶ Page 6	 <b>853411</b> U.S. <b>Canada</b>	 <b>854412</b> U.S. <b>Canada</b>	 <b>855413</b> U.S. <b>Canada</b>

Without Modesty Panel

Ballet Ribbed Vinyl Edge											
Grade 1 Laminate	\$1065	<b>\$1491</b>		\$1094	<b>\$1532</b>		\$1238	<b>\$1733</b>		\$1299	<b>\$1819</b>
Grade 2 Laminate	\$1104	<b>\$1546</b>		\$1140	<b>\$1596</b>		\$1293	<b>\$1810</b>		\$1361	<b>\$1906</b>
Wood Veneer	\$1729	<b>\$2421</b>		\$1777	<b>\$2488</b>		\$2258	<b>\$3161</b>		\$2389	<b>\$3345</b>

 = Vecta Express, ▶ Page 6	 <b>853461</b> U.S. <b>Canada</b>	 <b>854462</b> U.S. <b>Canada</b>	 <b>855463</b> U.S. <b>Canada</b>	 <b>856464</b> U.S. <b>Canada</b>
--	---	---	---	---

With Modesty Panel

Ballet Ribbed Vinyl Edge								
Grade 1 Laminate	\$1332	<b>\$1865</b>	\$1369	<b>\$1917</b>	\$1517	<b>\$2124</b>	\$1585	<b>\$2219</b>
Grade 2 Laminate	\$1371	<b>\$1920</b>	\$1415	<b>\$1981</b>	\$1572	<b>\$2201</b>	\$1647	<b>\$2306</b>
Wood Veneer	\$1998	<b>\$2797</b>	\$2053	<b>\$2875</b>	\$2539	<b>\$3555</b>	\$2678	<b>\$3749</b>



30"W

- Master Class, pages 116, 149
- Product weights, page 382

**Standard Includes**

- Height: 28.5"H
- Top: 1" MDF core with laminate or straight-grain wood veneer surface
- Edge: black ribbed vinyl with matching plastic corner inserts or Ballet wood edge
- X-base: cast aluminum legs and 1" x 3" extruded aluminum stretcher bar between legs with single powder coat color
- Adjustable leveling glides: non-marring, black plastic
- Modesty panel with horizontal wire management trough, if selected: extruded aluminum with powder coat color
- Threaded inserts in underside of top for end-to-end ganging  
► Order bar ganger package separately, page 172.
- Shipped K.D.

**Required to Specify**

- Product number
- Powder coat color number and name for base
- Laminate or wood color number and name for top
- Wood color number and name for wood edge, if selected  
*Exception: Wood edge will match the surface of a wood veneer top, so no color specification is needed.*  
*Tip: If you specify a wood edge on a top with wood grain laminate, the edge and top may not match.*

- Powder coat color number and name for modesty panel, if selected
- Options: if selected (see list)  
► *Surface Materials*, page 126

**Options**

- **Grain-matched veneer\*** ► page 120
- **Stain-to-match** ► page 121
- **Grommets\*** ► page 132
- **Spheres\*** ► page 134

**Accessories**

- **Bar ganger package** ► page 172
- **Flex ganger package** ► page 173
- **Interport\*** ► page 174



\* Send us a drawing



60"L x 30"W

**873401**

U.S. Canada



72"L x 30"W

**874402**

U.S. Canada



84"L x 30"W

**875403**

U.S. Canada



96"L x 30"W

**876404**

U.S. Canada

**Without Modesty Panel****Ballet Ribbed Vinyl Edge**

Grade 1 Laminate	\$ 999	<b>\$1399</b>	\$1030	<b>\$1442</b>	\$1172	<b>\$1641</b>	\$1234	<b>\$1728</b>
Grade 2 Laminate	\$1038	<b>\$1454</b>	\$1076	<b>\$1506</b>	\$1227	<b>\$1718</b>	\$1296	<b>\$1815</b>
Wood Veneer	\$1662	<b>\$2327</b>	\$1712	<b>\$2397</b>	\$2191	<b>\$3068</b>	\$2324	<b>\$3254</b>

**Ballet Wood Edge**

Grade 1 Laminate	\$1516	<b>\$2123</b>	\$1662	<b>\$2327</b>	\$1689	<b>\$2365</b>	\$1752	<b>\$2453</b>
Grade 2 Laminate	\$1555	<b>\$2178</b>	\$1708	<b>\$2391</b>	\$1744	<b>\$2442</b>	\$1814	<b>\$2540</b>
Wood Veneer	\$2179	<b>\$3051</b>	\$2344	<b>\$3282</b>	\$2708	<b>\$3792</b>	\$2842	<b>\$3979</b>

**873451**

U.S. Canada

**874452**

U.S. Canada

**875453**

U.S. Canada

**876454**

U.S. Canada

**With Modesty Panel****Ballet Ribbed Vinyl Edge**


Grade 1 Laminate	\$1267	<b>\$1774</b>	\$1303	<b>\$1824</b>	\$1453	<b>\$2034</b>	\$1519	<b>\$2127</b>
Grade 2 Laminate	\$1306	<b>\$1829</b>	\$1349	<b>\$1888</b>	\$1508	<b>\$2111</b>	\$1581	<b>\$2214</b>
Wood Veneer	\$1932	<b>\$2705</b>	\$1988	<b>\$2783</b>	\$2475	<b>\$3465</b>	\$2611	<b>\$3656</b>





**Ballet Wood Edge**

Grade 1 Laminate	\$1784	<b>\$2498</b>	\$1935	<b>\$2709</b>	\$1970	<b>\$2758</b>	\$2037	<b>\$2852</b>
Grade 2 Laminate	\$1823	<b>\$2553</b>	\$1981	<b>\$2773</b>	\$2025	<b>\$2835</b>	\$2099	<b>\$2939</b>
Wood Veneer	\$2449	<b>\$3429</b>	\$2620	<b>\$3668</b>	\$2992	<b>\$4189</b>	\$3129	<b>\$4381</b>

36"W

- ▶ Master Class, pages 116, 149
- ▶ Product weights, page 382

<p><b>Standard Includes</b></p> <ul style="list-style-type: none"><li>• Height: 28.5"H</li><li>• Top: 1" multi-ply wood core with laminate surface or MDF core with veneer surface</li><li>• Edge: black ribbed vinyl with matching plastic corner inserts</li><li>• X-base: cast aluminum legs and 1" x 3" extruded aluminum stretcher bar between legs with single powder coat color</li><li>• Adjustable leveling glides: non-marring, black plastic</li><li>• Modesty panel with horizontal wire management trough, if selected: extruded aluminum with powder coat color</li><li>• Threaded inserts in underside of top for end-to-end ganging<ul style="list-style-type: none"><li>▶ Order bar ganger package separately, page 172.</li></ul></li><li>• Shipped assembled</li></ul> <p><b>Required to Specify</b></p> <ul style="list-style-type: none"><li>• Product number</li><li>• Powder coat color number and name for base</li><li>• Laminate or wood color number and name for top</li><li>• Powder coat color number and name for modesty panel, if selected</li><li>• Options: if selected (see list)<ul style="list-style-type: none"><li>▶ <i>Surface Materials</i>, page 126</li></ul></li></ul>	<p><b>Options</b></p> <ul style="list-style-type: none"><li>• <b>Grain-matched veneer*</b> ▶ page 120</li><li>• <b>Stain-to-match</b> ▶ page 121</li><li>• <b>Grommets*</b> ▶ page 132</li><li>• <b>Spheres*</b> ▶ page 134</li></ul> <p><b>Accessories</b></p> <ul style="list-style-type: none"><li>• <b>Bar ganger package</b> ▶ page 172</li><li>• <b>Flex ganger package</b> ▶ page 173</li><li>• <b>Interport*</b> ▶ page 174</li></ul> <div> * Send us a drawing</div>
---	---

 60"L x 36"W <b>823411</b> U.S. <b>Canada</b>	 72"L x 36"W <b>824412</b> U.S. <b>Canada</b>	 84"L x 36"W <b>825413</b> U.S. <b>Canada</b>	 96"L x 36"W <b>826414</b> U.S. <b>Canada</b>
---	---	--	---

Without Modesty Panel

Ballet Ribbed Vinyl Edge							
Grade 1 Laminate	\$1118	<b>\$1565</b>	\$1140	<b>\$1596</b>	\$1264	<b>\$1770</b>	\$1369 <b>\$1917</b>
Grade 2 Laminate	\$1164	<b>\$1629</b>	\$1196	<b>\$1674</b>	\$1329	<b>\$1861</b>	\$1443 <b>\$2021</b>
Wood Veneer	\$1759	<b>\$2462</b>	\$1779	<b>\$2491</b>	\$2303	<b>\$3225</b>	\$2359 <b>\$3303</b>
	<b>823461</b> U.S. <b>Canada</b>		<b>824462</b> U.S. <b>Canada</b>		<b>825463</b> U.S. <b>Canada</b>		<b>826464</b> U.S. <b>Canada</b>

With Modesty Panel

Ballet Ribbed Vinyl Edge							
Grade 1 Laminate	\$1385	<b>\$1939</b>	\$1414	<b>\$1980</b>	\$1543	<b>\$2160</b>	\$1655 <b>\$2317</b>
Grade 2 Laminate	\$1431	<b>\$2003</b>	\$1470	<b>\$2058</b>	\$1608	<b>\$2251</b>	\$1729 <b>\$2421</b>
Wood Veneer	\$2028	<b>\$2839</b>	\$2056	<b>\$2879</b>	\$2584	<b>\$3617</b>	\$2648 <b>\$3707</b>

36"W

- Master Class, pages 116, 149
- Product weights, page 382

**Standard Includes**

- Height: 28.5"H
- Top: 1" MDF core with laminate or straight-grain wood veneer surface
- Edge: black ribbed vinyl with matching plastic corner inserts or Ballet wood edge
- X-base: cast aluminum legs and 1" x 3" extruded aluminum stretcher bar between legs with single powder coat color
- Adjustable leveling glides: non-marring, black plastic
- Modesty panel with horizontal wire management trough, if selected: extruded aluminum with powder coat color
- Threaded inserts in underside of top for end-to-end ganging  
► Order bar ganger package separately, page 172.
- Shipped K.D.

**Required to Specify**

- Product number
- Powder coat color number and name for base
- Laminate or wood color number and name for top
- Wood color number and name for wood edge, if selected  
*Exception: Wood edge will match the surface of a wood veneer top, so no color specification is needed.*  
*Tip: If you specify a wood edge on a top with wood grain laminate, the edge and top may not match.*

- Powder coat color number and name for modesty panel, if selected
- Options: if selected (see list)  
► *Surface Materials*, page 126

**Options**

- **Grain-matched veneer\*** ► page 120
- **Stain-to-match** ► page 121
- **Grommets\*** ► page 132
- **Spheres\*** ► page 134

**Accessories**

- **Bar ganger package** ► page 172
- **Flex ganger package** ► page 173
- **Interport\*** ► page 174



\* Send us a drawing



60"L x 36"W

**883401**

U.S. Canada



72"L x 36"W

**884402**

U.S. Canada



84"L x 36"W

**885403**

U.S. Canada



96"L x 36"W

**886404**

U.S. Canada

**Without Modesty Panel****Ballet Ribbed Vinyl Edge**

Grade 1 Laminate	\$1052	<i>\$1473</i>	\$1074	<i>\$1504</i>	\$1198	<i>\$1677</i>	\$1303	<i>\$1824</i>
Grade 2 Laminate	\$1098	<i>\$1537</i>	\$1130	<i>\$1582</i>	\$1263	<i>\$1768</i>	\$1377	<i>\$1928</i>
Wood Veneer	\$1692	<i>\$2369</i>	\$1712	<i>\$2397</i>	\$2236	<i>\$3130</i>	\$2293	<i>\$3210</i>

**Ballet Wood Edge**

Grade 1 Laminate	\$1664	<i>\$2330</i>	\$1687	<i>\$2362</i>	\$1812	<i>\$2537</i>	\$1916	<i>\$2682</i>
Grade 2 Laminate	\$1710	<i>\$2394</i>	\$1743	<i>\$2440</i>	\$1877	<i>\$2628</i>	\$1990	<i>\$2786</i>
Wood Veneer	\$2304	<i>\$3226</i>	\$2325	<i>\$3255</i>	\$2850	<i>\$3990</i>	\$2906	<i>\$4068</i>

**883451**

U.S. Canada

**884452**

U.S. Canada

**885453**

U.S. Canada

**886454**

U.S. Canada

**With Modesty Panel****Ballet Ribbed Vinyl Edge**

Grade 1 Laminate	\$1320	<i>\$1848</i>	\$1347	<i>\$1886</i>	\$1479	<i>\$2071</i>	\$1589	<i>\$2225</i>
Grade 2 Laminate	\$1366	<i>\$1912</i>	\$1403	<i>\$1964</i>	\$1544	<i>\$2162</i>	\$1663	<i>\$2329</i>
Wood Veneer	\$1963	<i>\$2748</i>	\$1988	<i>\$2783</i>	\$2519	<i>\$3527</i>	\$2581	<i>\$3614</i>

**Ballet Wood Edge**

Grade 1 Laminate	\$1933	<i>\$2706</i>	\$1960	<i>\$2744</i>	\$2093	<i>\$2931</i>	\$2201	<i>\$3082</i>
Grade 2 Laminate	\$1979	<i>\$2770</i>	\$2016	<i>\$2822</i>	\$2158	<i>\$3022</i>	\$2275	<i>\$3186</i>
Wood Veneer	\$2576	<i>\$3606</i>	\$2601	<i>\$3641</i>	\$3133	<i>\$4387</i>	\$3193	<i>\$4471</i>

42"W

- ▶ Master Class, pages 116, 149
- ▶ Product weights, page 382

Standard Includes

- Height: 28.5"H
- Top: 1" multi-ply core with laminate surface or MDF core with veneer surface
- Edge: black ribbed vinyl with matching plastic corner inserts
- X-base: cast aluminum legs and 1" x 3" extruded aluminum stretcher bar between legs with single powder coat color
- Adjustable leveling glides: non-marring, black plastic
- Modesty panel with horizontal wire management trough, if selected: extruded aluminum with powder coat color
- Threaded inserts in underside of top for end-to-end ganging
  - ▶ Order bar ganger package separately, page 172.
- Shipped assembled

Required to Specify

- Product number
- Powder coat color number and name for base
- Laminate or wood color number and name for top
- Powder coat color number and name for modesty panel, if selected
- Options: if selected (see list)
  - ▶ *Surface Materials*, page 126

Options

- **Grain-matched veneer\*** ▶ page 120
- **Stain-to-match** ▶ page 121
- **Grommets\*** ▶ page 132
- **Spheres\*** ▶ page 134

Accessories

- **Bar ganger package** ▶ page 172
- **Flex ganger package** ▶ page 173
- **Interport\*** ▶ page 174



\* Send us a drawing



72"L x 42"W

**814412**  
U.S.     **Canada**



84"L x 42"W

**815413**  
U.S.     **Canada**



96"L x 42"W

**816414**  
U.S.     **Canada**

Without Modesty Panel

Ballet Ribbed Vinyl Edge

Grade 1 Laminate	\$1476	<b>\$2066</b>	\$1499	<b>\$2099</b>	\$1548	<b>\$2167</b>
Grade 2 Laminate	\$1541	<b>\$2157</b>	\$1575	<b>\$2205</b>	\$1635	<b>\$2289</b>
Wood Veneer	\$2315	<b>\$3241</b>	\$2449	<b>\$3429</b>	\$2488	<b>\$3483</b>

**814462**  
U.S.     **Canada**

**815463**  
U.S.     **Canada**

**816464**  
U.S.     **Canada**

With Modesty Panel

Ballet Ribbed Vinyl Edge

Grade 1 Laminate	\$1739	<b>\$2435</b>	\$1777	<b>\$2488</b>	\$1835	<b>\$2569</b>
Grade 2 Laminate	\$1804	<b>\$2526</b>	\$1853	<b>\$2594</b>	\$1922	<b>\$2691</b>
Wood Veneer	\$2593	<b>\$3631</b>	\$2732	<b>\$3825</b>	\$2778	<b>\$3889</b>

42"W

- ▶ Master Class, pages 116, 149
- ▶ Product weights, page 382

**Standard Includes**

- Height: 28.5"H
- Top: 1" MDF core with laminate or straight-grain wood veneer surface
- Edge: black ribbed vinyl with matching plastic corner inserts or Ballet wood edge
- X-base: cast aluminum legs and 1" x 3" extruded aluminum stretcher bar between legs with single powder coat color
- Adjustable leveling glides: non-marring, black plastic
- Modesty panel with horizontal wire management trough, if selected: extruded aluminum with powder coat color
- Threaded inserts in underside of top for end-to-end ganging
  - ▶ Order bar ganger package separately, page 172.
- Shipped K.D.

**Required to Specify**

- Product number
- Powder coat color number and name for base
- Laminate or wood color number and name for top
- Wood color number and name for wood edge, if selected
  - Exception: Wood edge will match the surface of a wood veneer top, so no color specification is needed.*
  - Tip: If you specify a wood edge on a top with wood grain laminate, the edge and top may not match.*

- Powder coat color number and name for modesty panel, if selected
- Options: if selected (see list)
  - ▶ *Surface Materials*, page 126

**Options**


- **Grain-matched veneer\*** ▶ page 120
- **Stain-to-match** ▶ page 121
- **Grommets\*** ▶ page 132
- **Spheres\*** ▶ page 134

**Accessories**

- **Bar ganger package** ▶ page 172
- **Flex ganger package** ▶ page 173
- **Interport\*** ▶ page 174



\* Send us a drawing



72"L x 42"W

**834402**U.S. **Canada**

84"L x 42"W

**835403**U.S. **Canada**

96"L x 42"W

**836404**U.S. **Canada****Without Modesty Panel****Ballet Ribbed Vinyl Edge**

Grade 1 Laminate	\$1400	<del>\$1960</del>	\$1434	<del>\$2008</del>	\$1484	<del>\$2078</del>
Grade 2 Laminate	\$1465	<del>\$2051</del>	\$1510	<del>\$2114</del>	\$1571	<del>\$2200</del>
Wood Veneer	\$2250	<del>\$3150</del>	\$2384	<del>\$3338</del>	\$2423	<del>\$3393</del>

**Ballet Wood Edge**

Grade 1 Laminate	\$2013	<del>\$2818</del>	\$2047	<del>\$2866</del>	\$2097	<del>\$2936</del>
Grade 2 Laminate	\$2078	<del>\$2909</del>	\$2123	<del>\$2972</del>	\$2184	<del>\$3058</del>
Wood Veneer	\$2863	<del>\$4008</del>	\$2997	<del>\$4196</del>	\$3036	<del>\$4251</del>

**834452**U.S. **Canada****835453**U.S. **Canada****836454**U.S. **Canada****With Modesty Panel****Ballet Ribbed Vinyl Edge**

Grade 1 Laminate	\$1673	<del>\$2342</del>	\$1714	<del>\$2400</del>	\$1771	<del>\$2479</del>
Grade 2 Laminate	\$1738	<del>\$2433</del>	\$1790	<del>\$2506</del>	\$1858	<del>\$2601</del>
Wood Veneer	\$2526	<del>\$3536</del>	\$2668	<del>\$3736</del>	\$2713	<del>\$3798</del>

**Ballet Wood Edge**

Grade 1 Laminate	\$2287	<del>\$3202</del>	\$2328	<del>\$3260</del>	\$2383	<del>\$3336</del>
Grade 2 Laminate	\$2352	<del>\$3293</del>	\$2404	<del>\$3366</del>	\$2470	<del>\$3458</del>
Wood Veneer	\$3140	<del>\$4396</del>	\$3282	<del>\$4596</del>	\$3325	<del>\$4655</del>

DESIGNED BY DOUGLAS BALLET

**20"W**

- Master Class, pages 116, 149
- Product weights, page 382

**Standard Includes**

- Height: 28.5"H
- Top: 1" multi-ply wood core with laminate surface or MDF core with veneer surface
- Edge: black ribbed vinyl with matching plastic corner inserts
- K-base: cast aluminum legs and 1" x 3" extruded aluminum stretcher bar between legs with single powder coat color
- Adjustable leveling glides: non-marring, black plastic
- Modesty panel with horizontal wire management trough, if selected: extruded aluminum with powder coat color
- Threaded inserts in underside of top for end-to-end ganging
- Order bar ganger package separately, page 172.
- Shipped assembled

**Required to Specify**

- Product number
- Powder coat color number and name for base
- Laminate or wood color number and name for top
- Powder coat color number and name for modesty panel, if selected
- Options: if selected (see list)
- *Surface Materials*, page 126

**Options**

- **Casters** ► page 129  
2"-diameter, locking, dual-wheel casters in place of leveling glides on back legs of tables that are 72"L or less: black plastic  
*Tip: Height does not change.*  
+\$50 U.S. **+\$70 Canada**  
Specify by adding suffix **C** to the product number.

- **Grommets** ► page 132  
Factory-installed, 2"-diameter grommet with snap-out cover: black plastic only  
+\$55 each U.S. **+\$77 each Canada**  
Specify "with grommet left (right, or center)."

**Spheres** ► page 134

- Factory-installed opening and sphere to be installed on site: black plastic only
- PSP = Four simplex power outlets  
+\$280 each U.S. **+\$392 each Canada**
  - PCS = Two simplex power outlets and two data jack locations  
+\$192 each U.S. **+\$269 each Canada**
  - CSP = Four data jack locations  
+\$127 each U.S. **+\$178 each Canada**  
Specify "with sphere left (right, or center)" and indicate the specific type of sphere you want.

- **Grain-matched veneer\*** ► page 120
- **Stain-to-match** ► page 121

**Accessories**

- **Bar ganger package** ► page 172
- **Flex ganger package** ► page 173
- **Stella keyboard support** ► page 173
- **Interport\*** ► page 174



\* Send us a drawing



48"L x 20"W

**842511**  
U.S. **Canada**



60"L x 20"W

**843512**  
U.S. **Canada**



72"L x 20"W

**844513**  
U.S. **Canada**

**Without Modesty Panel**

Ballet Ribbed Vinyl Edge

Grade 1 Laminate	\$ 990 <b>\$1386</b>	\$1049 <b>\$1469</b>	\$1077 <b>\$1508</b>
Grade 2 Laminate	\$1011 <b>\$1415</b>	\$1075 <b>\$1505</b>	\$1108 <b>\$1551</b>
Wood Veneer	\$1430 <b>\$2002</b>	\$1553 <b>\$2175</b>	\$1587 <b>\$2222</b>

**842561**  
U.S. **Canada**

**843562**  
U.S. **Canada**

**844563**  
U.S. **Canada**

**With Modesty Panel**

Ballet Ribbed Vinyl Edge

Grade 1 Laminate	\$1264 <b>\$1770</b>	\$1328 <b>\$1859</b>	\$1365 <b>\$1911</b>
Grade 2 Laminate	\$1285 <b>\$1799</b>	\$1354 <b>\$1895</b>	\$1396 <b>\$1954</b>
Wood Veneer	\$1707 <b>\$2390</b>	\$1836 <b>\$2570</b>	\$1878 <b>\$2629</b>

**20"W, without Modesty Panel**

- Master Class, pages 116, 149
- Product weights, page 382

**Standard Includes**

- Height: 28.5"H
- Top: 1" MDF core with laminate or straight-grain wood veneer surface
- Edge: black ribbed vinyl with matching plastic corner inserts or Ballet wood edge
- K-base: cast aluminum legs and 1" x 3" extruded aluminum stretcher bar between legs with single powder coat color
- Adjustable leveling glides: non-marring, black plastic
- Threaded inserts in underside of top for end-to-end ganging  
► Order bar ganger package separately, page 172.
- Shipped K.D.

**Required to Specify**

- Product number
- Powder coat color number and name for base
- Laminate or wood color number and name for top
- Wood color number and name for wood edge, if selected  
*Exception: Wood edge will match the surface of a wood veneer top, so no color specification is needed.*  
*Tip: If you specify a wood edge on a top with wood grain laminate, the edge and top may not match.*
- Options: if selected (see list)  
► *Surface Materials*, page 126

**Options**

- **Casters** ► page 129  
2"-diameter, locking, dual-wheel casters in place of leveling glides on back legs of tables that are 72"L or less:  
black plastic  
*Tip: Height does not change.*  
+\$50 U.S. **+\$70 Canada**  
Specify by adding suffix **C** to the product number.

• **Grommets** ► page 132

Factory-installed, 2"-diameter grommet with snap-out cover:  
black plastic only  
+\$55 each U.S. **+\$77 each Canada**  
Specify "with grommet left (right, or center)."

• **Spheres** ► page 134

Factory-installed opening and sphere to be installed on site:  
black plastic only

- PSP = Four simplex power outlets  
+\$280 each U.S. **+\$392 each Canada**
- PCS = Two simplex power outlets and two data jack locations  
+\$192 each U.S. **+\$269 each Canada**
- CSP = Four data jack locations  
+\$127 each U.S. **+\$178 each Canada**  
Specify "with sphere left (right, or center)" and indicate the specific type of sphere you want.
- **Grain-matched veneer\*** ► page 120
- **Stain-to-match** ► page 121

**Accessories**

- **Bar ganger package** ► page 172
- **Flex ganger package** ► page 173
- **Stella keyboard support** ► page 173
- **Interport\*** ► page 174



\* Send us a drawing



48"L x 20"W

**892501**  
U.S. **Canada**


60"L x 20"W

**893502**  
U.S. **Canada**


72"L x 20"W

**894503**  
U.S. **Canada**
**Without Modesty Panel****Ballet Ribbed Vinyl Edge**

Grade 1 Laminate	\$ 959	<b>\$1343</b>	\$1017	<b>\$1424</b>	\$1045	<b>\$1463</b>
Grade 2 Laminate	\$ 980	<b>\$1372</b>	\$1043	<b>\$1460</b>	\$1076	<b>\$1506</b>
Wood Veneer	\$1397	<b>\$1956</b>	\$1522	<b>\$2131</b>	\$1556	<b>\$2178</b>

**Ballet Wood Edge**

Grade 1 Laminate	\$1476	<b>\$2067</b>	\$1602	<b>\$2243</b>	\$1631	<b>\$2283</b>
Grade 2 Laminate	\$1497	<b>\$2096</b>	\$1628	<b>\$2279</b>	\$1662	<b>\$2326</b>
Wood Veneer	\$1914	<b>\$2680</b>	\$2107	<b>\$2950</b>	\$2142	<b>\$2998</b>

20"W, with Modesty Panel

- Master Class, pages 116, 149
- Product weights, page 382

Standard Includes

- Height: 28.5"H
- Top: 1" MDF core with laminate or straight-grain wood veneer surface
- Edge: black ribbed vinyl with matching plastic corner inserts or Ballet wood edge
- K-base: cast aluminum legs and 1" x 3" extruded aluminum stretcher bar between legs with single powder coat color
- Adjustable leveling glides: non-marring, black plastic
- Modesty panel with horizontal wire management trough: extruded aluminum with powder coat color
- Threaded inserts in underside of top for end-to-end ganging
  - Order bar ganger package separately, page 172.
- Shipped K.D.

Required to Specify

- Product number
- Powder coat color number and name for base
- Laminate or wood color number and name for top
- Wood color number and name for wood edge, if selected
  - Exception: Wood edge will match the surface of a wood veneer top, so no color specification is needed.*
  - Tip: If you specify a wood edge on a top with wood grain laminate, the edge and top may not match.*
- Powder coat color number and name for modesty panel
- Options: if selected (see list)
  - *Surface Materials*, page 126

Options

- **Casters** ► page 129  
2"-diameter, locking, dual-wheel casters in place of leveling glides on back legs of tables that are 72"L or less: black plastic
  - Tip: Height does not change.*
  - +\$50 U.S. **+\$70 Canada**
  - Specify by adding suffix **C** to the product number.

- **Grommets** ► page 132  
Factory-installed, 2"-diameter grommet with snap-out cover: black plastic only  
+\$55 each U.S. **+\$77 each Canada**  
Specify "with grommet left (right, or center)."
- **Spheres** ► page 134  
Factory-installed opening and sphere to be installed on site: black plastic only
- **PSP** = Four simplex power outlets  
+\$280 each U.S. **+\$392 each Canada**
- **PCS** = Two simplex power outlets and two data jack locations  
+\$192 each U.S. **+\$269 each Canada**
- **CSP** = Four data jack locations  
+\$127 each U.S. **+\$178 each Canada**  
Specify "with sphere left (right, or center)" and indicate the specific type of sphere you want.
- **Grain-matched veneer\*** ► page 120
- **Stain-to-match** ► page 121

Accessories

- **Bar ganger package** ► page 172
- **Flex ganger package** ► page 173
- **Stella keyboard support** ► page 173
- **Interport\*** ► page 174



\* Send us a drawing



48"L x 20"W

**892551**  
U.S. **Canada**



60"L x 20"W

**893552**  
U.S. **Canada**



72"L x 20"W

**894553**  
U.S. **Canada**

With Modesty Panel

Ballet Ribbed Vinyl Edge

Grade 1 Laminate	\$1233	<b>\$1726</b>	\$1297	<b>\$1816</b>	\$1333	<b>\$1866</b>
Grade 2 Laminate	\$1254	<b>\$1755</b>	\$1323	<b>\$1852</b>	\$1364	<b>\$1909</b>
Wood Veneer	\$1675	<b>\$2345</b>	\$1804	<b>\$2526</b>	\$1846	<b>\$2584</b>

Ballet Wood Edge

Grade 1 Laminate	\$1751	<b>\$2451</b>	\$1880	<b>\$2632</b>	\$1916	<b>\$2682</b>
Grade 2 Laminate	\$1772	<b>\$2480</b>	\$1906	<b>\$2668</b>	\$1947	<b>\$2725</b>
Wood Veneer	\$2193	<b>\$3070</b>	\$2387	<b>\$3342</b>	\$2429	<b>\$3400</b>



24"W

- Master Class, pages 116, 149
- Product weights, page 382

**Standard Includes**

- Height: 28.5"H
- Top: 1" multi-ply wood core with laminate surface or MDF core with veneer surface
- Edge: black ribbed vinyl with matching plastic corner inserts
- K-base: cast aluminum legs and 1" x 3" extruded aluminum stretcher bar between legs with single powder coat color
- Adjustable leveling glides: non-marring, black plastic
- Modesty panel with horizontal wire management trough, if selected: extruded aluminum with powder coat color
- Threaded inserts in underside of top for end-to-end ganging
- Order bar ganger package separately, page 172.
- Shipped assembled

**Required to Specify**

- Product number
- Powder coat color number and name for base
- Laminate or wood color number and name for top
- Powder coat color number and name for modesty panel, if selected
- Options: if selected (see list)
- *Surface Materials*, page 126

**Options**

- **Casters** ► page 129  
2"-diameter, locking, dual-wheel casters in place of leveling glides on back legs of tables that are 72"L or less: black plastic  
*Tip: Height does not change.*  
+\$50 U.S. **+\$70 Canada**  
Specify by adding suffix **C** to the product number.

• **Grommets** ► page 132

Factory-installed, 2"-diameter grommet with snap-out cover: black plastic only  
+\$55 each U.S. **+\$77 each Canada**  
Specify "with grommet left (right, or center)."

• **Spheres** ► page 134

Factory-installed opening and sphere to be installed on site: black plastic only

- PSP = Four simplex power outlets  
+\$280 each U.S. **+\$392 each Canada**
- PCS = Two simplex power outlets and two data jack locations  
+\$192 each U.S. **+\$269 each Canada**
- CSP = Four data jack locations  
+\$127 each U.S. **+\$178 each Canada**  
Specify "with sphere left (right, or center)" and indicate the specific type of sphere you want.

• **Grain-matched veneer\*** ► page 120• **Stain-to-match** ► page 121**Accessories**

- **Bar ganger package** ► page 172
- **Flex ganger package** ► page 173
- **Stella keyboard support** ► page 173
- **Interport\*** ► page 174



\* Send us a drawing

✦ = Vecta Express,  
► Page 6



48"L x 24"W

**802511**U.S. **Canada**

60"L x 24"W

**803512**U.S. **Canada**

72"L x 24"W

**804513**U.S. **Canada****Without Modesty Panel****Ballet Ribbed Vinyl Edge**

Grade 1 Laminate	\$1017	<b>\$1424</b>	\$1074	<b>\$1504</b>	\$1105	<b>\$1547</b>
Grade 2 Laminate	\$1042	<b>\$1459</b>	\$1105	<b>\$1547</b>	\$1142	<b>\$1599</b>
Wood Veneer	\$1457	<b>\$2040</b>	\$1579	<b>\$2211</b>	\$1616	<b>\$2262</b>

**802561**U.S. **Canada****803562**U.S. **Canada****804563**U.S. **Canada****With Modesty Panel****Ballet Ribbed Vinyl Edge**

Grade 1 Laminate	\$1290	<b>\$1806</b>	\$1353	<b>\$1894</b>	\$1392	<b>\$1949</b>
Grade 2 Laminate	\$1315	<b>\$1841</b>	\$1384	<b>\$1937</b>	\$1429	<b>\$2001</b>
Wood Veneer	\$1733	<b>\$2426</b>	\$1861	<b>\$2605</b>	\$1906	<b>\$2669</b>

DESIGNED BY DOUGLAS BALLETT

## 24"W, without Modesty Panel

► Master Class, pages 116, 149

► Product weights, page 382

### Standard Includes

- Height: 28.5"H
- Top: 1" MDF core with laminate or straight-grain wood veneer surface
- Edge: black ribbed vinyl with matching plastic corner inserts or Ballet wood edge
- K-base: cast aluminum legs and 1" x 3" extruded aluminum stretcher bar between legs with single powder coat color
- Adjustable leveling glides: non-marring, black plastic
- Threaded inserts in underside of top for end-to-end ganging  
► Order bar ganger package separately, page 172.
- Shipped K.D.

### Required to Specify

- Product number
- Powder coat color number and name for base
- Laminate or wood color number and name for top
- Wood color number and name for wood edge, if selected  
*Exception: Wood edge will match the surface of a wood veneer top, so no color specification is needed.*  
*Tip: If you specify a wood edge on a top with wood grain laminate, the edge and top may not match.*
- Options: if selected (see list)  
► *Surface Materials*, page 126

### Options

- **Casters** ► page 129  
2"-diameter, locking, dual-wheel casters in place of leveling glides on back legs of tables that are 72"L or less:  
black plastic  
*Tip: Height does not change.*  
+\$50 U.S. **+\$70 Canada**  
Specify by adding suffix **C** to the product number.

- **Grommets** ► page 132

Factory-installed, 2"-diameter grommet with snap-out cover:  
black plastic only  
+\$55 each U.S. **+\$77 each Canada**  
Specify "with grommet left (right, or center)."

- **Spheres** ► page 134

Factory-installed opening and sphere to be installed on site:  
black plastic only

- PSP = Four simplex power outlets  
+\$280 each U.S. **+\$392 each Canada**
- PCS = Two simplex power outlets and two data jack locations  
+\$192 each U.S. **+\$269 each Canada**
- CSP = Four data jack locations  
+\$127 each U.S. **+\$178 each Canada**  
Specify "with sphere left (right, or center)" and indicate the specific type of sphere you want.

- **Grain-matched veneer\*** ► page 120

- **Stain-to-match** ► page 121

### Accessories

- **Bar ganger package** ► page 172
- **Flex ganger package** ► page 173
- **Stella keyboard support** ► page 173
- **Interport\*** ► page 174



\* Send us a drawing



48"L x 24"W

**862501**  
U.S. **Canada**



60"L x 24"W

**863502**  
U.S. **Canada**



72"L x 24"W

**864503**  
U.S. **Canada**

## Without Modesty Panel

### Ballet Ribbed Vinyl Edge

Grade 1 Laminate	\$ 985	<b>\$1379</b>	\$1042	<b>\$1459</b>	\$1071	<b>\$1499</b>
Grade 2 Laminate	\$1010	<b>\$1414</b>	\$1073	<b>\$1502</b>	\$1108	<b>\$1551</b>
Wood Veneer	\$1423	<b>\$1992</b>	\$1547	<b>\$2166</b>	\$1582	<b>\$2214</b>

### Ballet Wood Edge

Grade 1 Laminate	\$1502	<b>\$2103</b>	\$1628	<b>\$2279</b>	\$1657	<b>\$2319</b>
Grade 2 Laminate	\$1527	<b>\$2138</b>	\$1659	<b>\$2322</b>	\$1694	<b>\$2371</b>
Wood Veneer	\$1940	<b>\$2716</b>	\$2133	<b>\$2986</b>	\$2168	<b>\$3034</b>

**24"W, with Modesty Panel**

- Master Class, pages 116, 149
- Product weights, page 382

**Standard Includes**

- Height: 28.5"H
- Top: 1" MDF core with laminate or straight-grain wood veneer surface
- Edge: black ribbed vinyl with matching plastic corner inserts or Ballet wood edge
- K-base: cast aluminum legs and 1" x 3" extruded aluminum stretcher bar between legs with single powder coat color
- Adjustable leveling glides: non-marring, black plastic
- Modesty panel with horizontal wire management trough: extruded aluminum with powder coat color
- Threaded inserts in underside of top for end-to-end ganging
  - Order bar ganger package separately, page 172.
- Shipped K.D.

**Required to Specify**

- Product number
- Powder coat color number and name for base
- Laminate or wood color number and name for top
- Wood color number and name for wood edge, if selected
  - Exception: Wood edge will match the surface of a wood veneer top, so no color specification is needed.*
  - Tip: If you specify a wood edge on a top with wood grain laminate, the edge and top may not match.*
- Powder coat color number and name for modesty panel
- Options: if selected (see list)
  - *Surface Materials*, page 126

**Options**

- **Casters** ► page 129  
2"-diameter, locking, dual-wheel casters in place of leveling glides on back legs of tables that are 72"L or less: black plastic  
*Tip: Height does not change.*  
+\$50 U.S. **+\$70 Canada**  
Specify by adding suffix **C** to the product number.

- **Grommets** ► page 132  
Factory-installed, 2"-diameter grommet with snap-out cover: black plastic only  
+\$55 each U.S. **+\$77 each Canada**  
Specify "with grommet left (right, or center)."

**Spheres** ► page 134

Factory-installed opening and sphere to be installed on site: black plastic only

- **PSP** = Four simplex power outlets  
+\$280 each U.S. **+\$392 each Canada**
- **PCS** = Two simplex power outlets and two data jack locations  
+\$192 each U.S. **+\$269 each Canada**
- **CSP** = Four data jack locations  
+\$127 each U.S. **+\$178 each Canada**  
Specify "with sphere left (right, or center)" and indicate the specific type of sphere you want.

- **Grain-matched veneer\*** ► page 120

- **Stain-to-match** ► page 121

**Accessories**

- **Bar ganger package** ► page 172
- **Flex ganger package** ► page 173
- **Stella keyboard support** ► page 173
- **Interport\*** ► page 174



\* Send us a drawing



48"L x 24"W

**862551**  
U.S. **Canada**



60"L x 24"W

**863552**  
U.S. **Canada**



72"L x 24"W

**864553**  
U.S. **Canada**

**With Modesty Panel****Ballet Ribbed Vinyl Edge**

Grade 1 Laminate	\$1259	<b>\$1763</b>	\$1323	<b>\$1852</b>	\$1360	<b>\$1904</b>
Grade 2 Laminate	\$1284	<b>\$1798</b>	\$1354	<b>\$1895</b>	\$1397	<b>\$1956</b>
Wood Veneer	\$1701	<b>\$2382</b>	\$1830	<b>\$2562</b>	\$1873	<b>\$2622</b>

**Ballet Wood Edge**

Grade 1 Laminate	\$1777	<b>\$2488</b>	\$1906	<b>\$2668</b>	\$1943	<b>\$2720</b>
Grade 2 Laminate	\$1802	<b>\$2523</b>	\$1937	<b>\$2711</b>	\$1980	<b>\$2772</b>
Wood Veneer	\$2219	<b>\$3107</b>	\$2413	<b>\$3378</b>	\$2456	<b>\$3438</b>

**30"W**

- Master Class, pages 116, 149
- Product weights, page 382

**Standard Includes**

- Height: 28.5"H
- Top: 1" multi-ply wood core with laminate surface or MDF core with veneer surface
- Edge: black ribbed vinyl with matching plastic corner inserts
- K-base: cast aluminum legs and 1" x 3" extruded aluminum stretcher bar between legs with single powder coat color
- Adjustable leveling glides: non-marring, black plastic
- Modesty panel with horizontal wire management trough, if selected: extruded aluminum with powder coat color
- Threaded inserts in underside of top for end-to-end ganging
  - Order bar ganger package separately, page 172.
- Shipped assembled

**Required to Specify**

- Product number
- Powder coat color number and name for base
- Laminate or wood color number and name for top
- Powder coat color number and name for modesty panel, if selected
- Options: if selected (see list)
  - *Surface Materials*, page 126

**Options**

- **Casters** ► page 129  
2"-diameter, locking, dual-wheel casters in place of leveling glides on back legs of tables: black plastic  
*Tip: Height does not change.*  
+\$50 U.S. **+\$70 Canada**  
Specify by adding suffix **C** to the product number.

- **Grommets** ► page 132

Factory-installed, 2"-diameter grommet with snap-out cover: black plastic only  
+\$55 each U.S. **+\$77 each Canada**  
Specify "with grommet left (right, or center)."

- **Spheres** ► page 134

Factory-installed opening and sphere to be installed on site: black plastic only

- PSP = Four simplex power outlets  
+\$280 each U.S. **+\$392 each Canada**
- PCS = Two simplex power outlets and two data jack locations  
+\$192 each U.S. **+\$269 each Canada**
- CSP = Four data jack locations  
+\$127 each U.S. **+\$178 each Canada**  
Specify "with sphere left (right, or center)" and indicate the specific type of sphere you want.

- **Grain-matched veneer\*** ► page 120

- **Stain-to-match** ► page 121

**Accessories**

- **Bar ganger package** ► page 172
- **Flex ganger package** ► page 173
- **Stella keyboard support** ► page 173
- **Interport\*** ► page 174



\* Send us a drawing



48"L x 30"W

**902511**  
U.S. **Canada**




60"L x 30"W

 **903512**  
U.S. **Canada**




72"L x 30"W

**904513**  
U.S. **Canada**

 = Vecta Express,  
► Page 6

**Without Modesty Panel****Ballet Ribbed Vinyl Edge**

Grade 1 Laminate	\$1270 <b>\$1778</b>	\$1343 <b>\$1880</b>	\$1502 <b>\$2103</b>
Grade 2 Laminate	\$1301 <b>\$1821</b>	\$1382 <b>\$1935</b>	\$1548 <b>\$2167</b>
Wood Veneer	\$1712 <b>\$2397</b>	\$1850 <b>\$2590</b>	\$2016 <b>\$2823</b>

 = Vecta Express,  
► Page 6

**902561**  
U.S. **Canada**

 **903562**  
U.S. **Canada**

**904563**  
U.S. **Canada**

**With Modesty Panel****Ballet Ribbed Vinyl Edge**

Grade 1 Laminate	\$1544 <b>\$2162</b>	\$1622 <b>\$2271</b>	\$1789 <b>\$2505</b>
Grade 2 Laminate	\$1575 <b>\$2205</b>	\$1661 <b>\$2326</b>	\$1835 <b>\$2569</b>
Wood Veneer	\$1989 <b>\$2785</b>	\$2132 <b>\$2985</b>	\$2306 <b>\$3229</b>

**30"W, without Modesty Panel**

- Master Class, pages 116, 149
- Product weights, page 382

**Standard Includes**

- Height: 28.5"H
- Top: 1" MDF core with laminate or straight-grain wood veneer surface
- Edge: black ribbed vinyl with matching plastic corner inserts or Ballet wood edge
- K-base: cast aluminum legs and 1" x 3" extruded aluminum stretcher bar between legs with single powder coat color
- Adjustable leveling glides: non-marring, black plastic
- Threaded inserts in underside of top for end-to-end ganging  
► Order bar ganger package separately, page 172.
- Shipped K.D.

**Required to Specify**

- Product number
- Powder coat color number and name for base
- Laminate or wood color number and name for top
- Wood color number and name for wood edge, if selected  
*Exception: Wood edge will match the surface of a wood veneer top, so no color specification is needed.*  
*Tip: If you specify a wood edge on a top with wood grain laminate, the edge and top may not match.*
- Options: if selected (see list)  
► *Surface Materials*, page 126

**Options**

- **Casters** ► page 129  
2"-diameter, locking, dual-wheel casters in place of leveling glides on back legs of tables that are 72"L or less:  
black plastic  
*Tip: Height does not change.*  
+\$50 U.S. **+\$70 Canada**  
Specify by adding suffix **C** to the product number.

- **Grommets** ► page 132  
Factory-installed, 2"-diameter grommet with snap-out cover:  
black plastic only  
+\$55 each U.S. **+\$77 each Canada**  
Specify "with grommet left (right, or center)."

**Spheres** ► page 134

Factory-installed opening and sphere to be installed on site:  
black plastic only

- PSP = Four simplex power outlets  
+\$280 each U.S. **+\$392 each Canada**
- PCS = Two simplex power outlets and two data jack locations  
+\$192 each U.S. **+\$269 each Canada**
- CSP = Four data jack locations  
+\$127 each U.S. **+\$178 each Canada**  
Specify "with sphere left (right, or center)" and indicate the specific type of sphere you want.

- **Grain-matched veneer\*** ► page 120

- **Stain-to-match** ► page 121

**Accessories**

- **Bar ganger package** ► page 172
- **Flex ganger package** ► page 173
- **Stella keyboard support** ► page 173
- **Interport\*** ► page 174



\* Send us a drawing



48"L x 30"W

**912501**

**U.S. Canada**



60"L x 30"W

**913502**

**U.S. Canada**



72"L x 30"W

**914503**

**U.S. Canada**

**Without Modesty Panel****Ballet Ribbed Vinyl Edge**

Grade 1 Laminate	\$1238	<b>\$1733</b>	\$1309	<b>\$1833</b>	\$1470	<b>\$2058</b>
Grade 2 Laminate	\$1269	<b>\$1776</b>	\$1348	<b>\$1888</b>	\$1516	<b>\$2122</b>
Wood Veneer	\$1680	<b>\$2352</b>	\$1816	<b>\$2543</b>	\$1984	<b>\$2778</b>

**Ballet Wood Edge**

Grade 1 Laminate	\$1756	<b>\$2458</b>	\$1894	<b>\$2652</b>	\$2055	<b>\$2877</b>
Grade 2 Laminate	\$1787	<b>\$2501</b>	\$1933	<b>\$2707</b>	\$2101	<b>\$2941</b>
Wood Veneer	\$2198	<b>\$3077</b>	\$2401	<b>\$3362</b>	\$2569	<b>\$3597</b>

30"W, with Modesty Panel

- Master Class, pages 116, 149
- Product weights, page 382

Standard Includes

- Height: 28.5"H
- Top: 1" MDF core with laminate or straight-grain wood veneer surface
- Edge: black ribbed vinyl with matching plastic corner inserts or Ballet wood edge
- K-base: cast aluminum legs and 1" x 3" extruded aluminum stretcher bar between legs with single powder coat color
- Adjustable leveling glides: non-marring, black plastic
- Modesty panel with horizontal wire management trough: extruded aluminum with powder coat color
- Threaded inserts in underside of top for end-to-end ganging
  - Order bar ganger package separately, page 172.
- Shipped K.D.

Required to Specify

- Product number
- Powder coat color number and name for base
- Laminate or wood color number and name for top
- Wood color number and name for wood edge, if selected
  - Exception: Wood edge will match the surface of a wood veneer top, so no color specification is needed.*
  - Tip: If you specify a wood edge on a top with wood grain laminate, the edge and top may not match.*
- Powder coat color number and name for modesty panel
- Options: if selected (see list)
  - *Surface Materials*, page 126

Options

- **Casters** ► page 129  
2"-diameter, locking, dual-wheel casters in place of leveling glides on back legs of tables: black plastic  
*Tip: Height does not change.*  
+\$50 U.S. **+\$70 Canada**  
Specify by adding suffix **C** to the product number.

- **Grommets** ► page 132  
Factory-installed, 2"-diameter grommet with snap-out cover: black plastic only  
+\$55 each U.S. **+\$77 each Canada**  
Specify "with grommet left (right, or center)."
- **Spheres** ► page 134  
Factory-installed opening and sphere to be installed on site: black plastic only
- **PSP** = Four simplex power outlets  
+\$280 each U.S. **+\$392 each Canada**
- **PCS** = Two simplex power outlets and two data jack locations  
+\$192 each U.S. **+\$269 each Canada**
- **CSP** = Four data jack locations  
+\$127 each U.S. **+\$178 each Canada**  
Specify "with sphere left (right, or center)" and indicate the specific type of sphere you want.
- **Grain-matched veneer\*** ► page 120
- **Stain-to-match** ► page 121

Accessories

- **Bar ganger package** ► page 172
- **Flex ganger package** ► page 173
- **Stella keyboard support** ► page 173
- **Interport\*** ► page 174



\* Send us a drawing



48"L x 30"W

**912551**  
U.S. **Canada**



60"L x 30"W

**913552**  
U.S. **Canada**



72"L x 30"W

**914553**  
U.S. **Canada**

With Modesty Panel

Ballet Ribbed Vinyl Edge

Grade 1 Laminate	\$1513	<b>\$2118</b>	\$1589	<b>\$2225</b>	\$1757	<b>\$2460</b>
Grade 2 Laminate	\$1544	<b>\$2161</b>	\$1628	<b>\$2280</b>	\$1803	<b>\$2524</b>
Wood Veneer	\$1957	<b>\$2740</b>	\$2098	<b>\$2938</b>	\$2273	<b>\$3182</b>

Ballet Wood Edge

Grade 1 Laminate	\$2030	<b>\$2842</b>	\$2174	<b>\$3044</b>	\$2342	<b>\$3279</b>
Grade 2 Laminate	\$2061	<b>\$2885</b>	\$2213	<b>\$3099</b>	\$2388	<b>\$3343</b>
Wood Veneer	\$2474	<b>\$3464</b>	\$2683	<b>\$3757</b>	\$2858	<b>\$4001</b>

- Master Class, pages 116, 149  
 ► Product weights, page 382

**Standard Includes**

- Top: 1" MDF core with laminate or straight-grain wood veneer surface
- Edge: black ribbed vinyl with matching plastic corner inserts
- Connecting hardware to attach to adjacent tables

**Required to Specify**

- Product number
- Laminate or wood color number and name for top
- Options: if selected (see list)
- *Surface Materials*, page 126

**Options**

- **Grain-matched veneer\*** ► page 120
- **Stain-to-match** ► page 121



\* Send us a drawing



45°

**847000**

U.S. **Canada**



60°

**848000**

U.S. **Canada**



90°

**849000**

U.S. **Canada**

**20"W****Ballet Ribbed Vinyl Edge**

Grade 1 Laminate	\$300	\$ 420	\$319	\$ 447	\$339	\$ 475
Grade 2 Laminate	\$325	\$ 455	\$344	\$ 482	\$364	\$ 510
Wood Veneer	\$861	\$1205	\$881	\$1234	\$900	\$1260



45°

**807000**

U.S. **Canada**



60°

**808000**

U.S. **Canada**



90°

**809000**

U.S. **Canada**

**24"W****Ballet Ribbed Vinyl Edge**

Grade 1 Laminate	\$325	\$ 455	\$345	\$ 483	\$365	\$ 511
Grade 2 Laminate	\$350	\$ 490	\$370	\$ 518	\$390	\$ 546
Wood Veneer	\$881	\$1233	\$900	\$1260	\$921	\$1289



45°

**907000**

U.S. **Canada**



60°

**908000**

U.S. **Canada**



90°

**909000**

U.S. **Canada**

**30"W****Ballet Ribbed Vinyl Edge**

Grade 1 Laminate	\$371	\$ 519	\$390	\$ 546	\$411	\$ 575
Grade 2 Laminate	\$396	\$ 554	\$415	\$ 581	\$436	\$ 610
Wood Veneer	\$900	\$1260	\$920	\$1288	\$941	\$1317

Power Strip


- ▶ Master Class, page 145
- ▶ Product weights, page 382

Standard Includes

- Power strip with 15' cord and three-prong plug: black
- Six power outlets
- On-off switch
- Surge suppressor

Required to Specify

- Product number



16"L x 2.25"W x 0.75"D

793330  
U.S. Canada

\$160 \$224

Vertical Wire Manager

- ▶ Master Class, page 146
- ▶ Product weights, page 382

Standard Includes

- Vertical wire manager to attach to Ballet K-legs: black plastic only

Required to Specify

- Product number



17"H x 1"W x 0.75"D

793332  
U.S. Canada

\$20 \$28

Bar Ganger Package

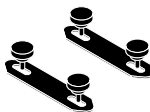
- ▶ Master Class, page 128
- ▶ Product weights, page 382

Standard Includes

- Two field-installed steel bars and four threaded hand knobs: black steel only

Required to Specify

- Product number



793335  
U.S. Canada

\$38 \$53

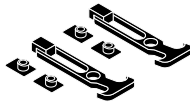


## Flex Ganger Package

- ▶ Master Class, page 127
- ▶ Product weights, page 382

### Standard Includes

- Two field-installed flexible ganger loops and four hooks: black plastic only  
*Tip: Order one ganger package for each table-to-table combination.*
- Installation instructions  
*Tip: Not for side-to-side ganging.*



**793365L**

**U.S. Canada**

\$60 \$84

### Required to Specify

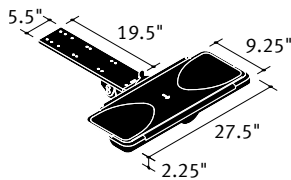
- Product number

## Stella Keyboard Support

- ▶ Master Class, page 129
- ▶ Product weights, page 382

### Standard Includes

- Stella keyboard support from Details shipped with your Ballet table for installation on site: 6031 meteorite (grey)  
*Tip: Stella keyboard support requires 20"W worksurface.*  
*Tip: Ballet tables cannot fold with keyboard support attached.*  
*Tip: Stella keyboard support must be ordered with an accompanying table.*
- Shipped K.D.



**CCSAF2 (VCT)**

**U.S. Canada**

\$405 \$567

### Required to Specify

- Product number

Mobile Storage Carts

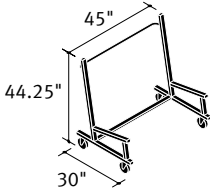
- ▶ Master Class, page 149
- ▶ Product weights, page 382

Standard Includes

- Cart to accommodate up to five folding Ballet tables:
  - black only
- Bumpers: black
- Shipped K.D.

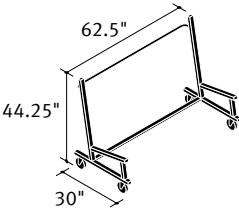
Required to Specify

- Product number



45"L to accommodate  
45"L, 60"L, or 72"L tables

**793333**  
U.S.    **Canada**



62.5"L to accommodate  
84"L or 96"L tables

**793334**  
U.S.    **Canada**

\$1369    **\$1917**

\$1434    **\$2008**

Interport

- ▶ Master Class, page 136
- ▶ Product weights, page 382

Standard Includes

- 7" x 5" module with hinged-door cover: plastic
  - 6' power cord
- Tip: Send us a drawing with measurements indicating the exact location(s) in the table. If the locations are possible without any other changes to the table, we will manufacture the top with the cutouts at no additional charges and ship the Interports separately, for field installation. However, if your requested locations require changes to the standard table design, you will incur additional charges.*
- Tip: If you do not send us a drawing, we will ship the module with instructions and a hole-cutting template for field installation.*

Required to Specify

- Product number
- Color number and name: F01 Nickel, F02 Silver Mica, F03 Charcoal Mica, or F04 Matte Black



**793381**  
U.S.    **Canada**

\$235    **\$329**

- Master Class, page 116  
► Product weights, page 382

**Standard Includes**







- Height: 41.5"H  
*Tip: See individual product sections for details.*
- 19" cast aluminum technology spider ► page 146
- Shipped K.D.

**Required to Specify**

- Product number
- Powder coat color number for each base element  
*Tip: See individual product sections for details about base elements and applicable options.*
- Laminate or wood color number for top. Specify straight-grain or wedge-cut veneer, if available.
- Edge shape, material, and color selection: same choices available on round tops for corresponding product group
- Options: if selected (see list)  
► *Surface Materials*, page 126

**Options**

- **Stain-to-match** ► page 121
- **Grommets** ► page 132
- **Spheres** ► page 134

<b>Ballet</b>				<b>Derby</b>							
	30" diameter		36" diameter		30" diameter with toe pads		30" diameter without toe pads		36" diameter with toe pads		36" diameter without toe pads
<b>933421T</b>		<b>934422T</b>		<b>333941T</b>		<b>333931T</b>		<b>334942T</b>		<b>334932T</b>	
U.S.	Canada	U.S.	Canada	U.S.	Canada	U.S.	Canada	U.S.	Canada	U.S.	Canada

**Ballet Ribbed Vinyl Edge**

Grade 1 Laminate	\$ 578	\$ 809	\$ 658	\$ 921	N.A.	N.A.	N.A.	N.A.	N.A.	N.A.	N.A.
Grade 2 Laminate	\$ 600	\$ 840	\$ 690	\$ 966	N.A.	N.A.	N.A.	N.A.	N.A.	N.A.	N.A.
Wood Veneer	\$1015	\$1421	\$1146	\$1604	N.A.	N.A.	N.A.	N.A.	N.A.	N.A.	N.A.

**Ballet Wood Edge**

Grade 1 Laminate	\$1222	\$1711	\$1380	\$1932	N.A.	N.A.	N.A.	N.A.	N.A.	N.A.	N.A.
Grade 2 Laminate	\$1244	\$1742	\$1412	\$1977	N.A.	N.A.	N.A.	N.A.	N.A.	N.A.	N.A.
Wood Veneer	\$1659	\$2323	\$1868	\$2615	N.A.	N.A.	N.A.	N.A.	N.A.	N.A.	N.A.

**Derby Self Edge or Convex Vinyl Edge**

Grade 1 Laminate	N.A.	N.A.	N.A.	N.A.	\$ 845	\$1183	\$ 605	\$ 847	\$1031	\$1443	\$ 791	\$1107
Grade 2 Laminate	N.A.	N.A.	N.A.	N.A.	\$ 866	\$1212	\$ 626	\$ 876	\$1061	\$1485	\$ 821	\$1149
Wood Veneer	N.A.	N.A.	N.A.	N.A.	\$1213	\$1698	\$ 973	\$1362	\$1381	\$1933	\$1141	\$1597
Wedge-Cut Veneer	N.A.	N.A.	N.A.	N.A.	N.A.	N.A.	N.A.	N.A.	\$2383	\$3336	\$2143	\$3000

**Derby Convex Wood Edge**





Grade 1 Laminate	N.A.	N.A.	N.A.	N.A.	\$1317	\$1844	\$1077	\$1508	\$1669	\$2336	\$1429	\$2000
Grade 2 Laminate	N.A.	N.A.	N.A.	N.A.	\$1338	\$1873	\$1098	\$1537	\$1699	\$2378	\$1459	\$2042
Wood Veneer	N.A.	N.A.	N.A.	N.A.	\$1685	\$2359	\$1445	\$2023	\$2019	\$2826	\$1779	\$2490
Wedge-Cut Veneer	N.A.	N.A.	N.A.	N.A.	N.A.	N.A.	N.A.	N.A.	\$3021	\$4229	\$2781	\$3893

**Derby Beveled Wood Edge**

Grade 1 Laminate	N.A.	N.A.	N.A.	N.A.	\$1390	\$1946	\$1150	\$1610	\$1769	\$2476	\$1529	\$2140
Grade 2 Laminate	N.A.	N.A.	N.A.	N.A.	\$1411	\$1975	\$1171	\$1639	\$1799	\$2518	\$1559	\$2182
Wood Veneer	N.A.	N.A.	N.A.	N.A.	\$1758	\$2461	\$1518	\$2125	\$2119	\$2966	\$1879	\$2630
Wedge-Cut Veneer	N.A.	N.A.	N.A.	N.A.	N.A.	N.A.	N.A.	N.A.	\$3121	\$4369	\$2881	\$4033

► Master Class, page 116  
► Product weights, page 382

<b>Standard Includes</b> <ul style="list-style-type: none"><li>• Height: 41.5"H <i>Tip: See individual product sections for details.</i></li><li>• 19" cast aluminum technology spider ► page 146</li><li>• Shipped K.D.</li></ul> <b>Required to Specify</b> <ul style="list-style-type: none"><li>• Product number</li><li>• Powder coat color number for each base element <i>Tip: See individual product sections for details about base elements and applicable options.</i></li><li>• Laminate or wood color number for top. Specify straight-grain or wedge-cut veneer, if available.</li><li>• Edge shape, material, and color selection: same choices available on round tops for corresponding product group</li><li>• Options: if selected (see list) ► <i>Surface Materials</i>, page 126</li></ul>	<b>Options</b> <ul style="list-style-type: none"><li>• <b>Stain-to-match</b> ► page 121</li><li>• <b>Grommets</b> ► page 132</li><li>• <b>Spheres</b> ► page 134</li></ul>
---	--

<b>Disc</b>  30" diameter <b>333701T</b> U.S.      Canada	 36" diameter <b>334702T</b> U.S.      Canada	<b>Rizzi Arc</b>  30" diameter <b>333200T</b> U.S.      Canada	 36" diameter <b>334200T</b> U.S.      Canada
--	---	--	---

**Disc Self Edge, Flat Vinyl, or Convex Vinyl Edge**

Grade 1 Laminate	\$ 701	\$ 981	\$1002	\$1403	N.A.	N.A.	N.A.	N.A.
Grade 2 Laminate	\$ 722	\$1010	\$1032	\$1445	N.A.	N.A.	N.A.	N.A.
Wood Veneer	\$1069	\$1496	\$1352	\$1893	N.A.	N.A.	N.A.	N.A.
Wedge-Cut Veneer	N.A.	N.A.	\$2354	\$3296	N.A.	N.A.	N.A.	N.A.

**Disc Convex Wood Edge**

Grade 1 Laminate	\$1175	\$1645	\$1640	\$2296	N.A.	N.A.	N.A.	N.A.
Grade 2 Laminate	\$1196	\$1674	\$1670	\$2338	N.A.	N.A.	N.A.	N.A.
Wood Veneer	\$1543	\$2160	\$1990	\$2786	N.A.	N.A.	N.A.	N.A.
Wedge-Cut Veneer	N.A.	N.A.	\$2992	\$4189	N.A.	N.A.	N.A.	N.A.

**Disc Beveled Wood Edge**

Grade 1 Laminate	\$1247	\$1745	\$1740	\$2436	N.A.	N.A.	N.A.	N.A.
Grade 2 Laminate	\$1268	\$1774	\$1770	\$2478	N.A.	N.A.	N.A.	N.A.
Wood Veneer	\$1615	\$2260	\$2090	\$2926	N.A.	N.A.	N.A.	N.A.
Wedge-Cut Veneer	N.A.	N.A.	\$3092	\$4329	N.A.	N.A.	N.A.	N.A.

**Rizzi Arc Ribbed Vinyl or Self Edge**

Grade 1 Laminate	N.A.	N.A.	N.A.	N.A.	\$ 621	\$ 869	\$ 692	\$ 969
Grade 2 Laminate	N.A.	N.A.	N.A.	N.A.	\$ 642	\$ 898	\$ 722	\$1011
Wood Veneer	N.A.	N.A.	N.A.	N.A.	\$ 989	\$1384	\$1042	\$1459
Wedge-Cut Veneer	N.A.	N.A.	N.A.	N.A.	N.A.	N.A.	\$2044	\$2862

**Rizzi Arc Convex Wood Edge**

Grade 1 Laminate	N.A.	N.A.	N.A.	N.A.	\$1093	\$1530	\$1330	\$1862
Grade 2 Laminate	N.A.	N.A.	N.A.	N.A.	\$1114	\$1559	\$1360	\$1904
Wood Veneer	N.A.	N.A.	N.A.	N.A.	\$1461	\$2045	\$1680	\$2352
Wedge-Cut Veneer	N.A.	N.A.	N.A.	N.A.	N.A.	N.A.	\$2682	\$3755

- Master Class, page 116  
► Product weights, page 382

**Standard Includes**

- Height: 41.5"H  
*Tip: See individual product sections for details.*
- 19" cast aluminum technology spider ► page 146
- Shipped K.D.

**Required to Specify**

- Product number
- Powder coat color number for each base element  
*Tip: See individual product sections for details about base elements and applicable options.*
- Laminate or wood color number for top. Specify straight-grain or wedge-cut veneer, if available.
- Edge shape, material, and color selection: same choices available on round tops for corresponding product group
- Options: if selected (see list)  
► *Surface Materials*, page 126

**Options**

- **Stain-to-match** ► page 121
- **Grommets** ► page 132
- **Spheres** ► page 134

**Rizzi Arc**

30" diameter

**333200T**

U.S. Canada



36" diameter

**334200T**

U.S. Canada

**Runner**

30" diameter

**333948T**

U.S. Canada



36" diameter

**334949T**

U.S. Canada

**Rizzi Arc Beveled Wood Edge**

Grade 1 Laminate	\$1166	<i>\$1632</i>	\$1430	<i>\$2002</i>	N.A.	<i>N.A.</i>	N.A.	<i>N.A.</i>
Grade 2 Laminate	\$1187	<i>\$1661</i>	\$1460	<i>\$2044</i>	N.A.	<i>N.A.</i>	N.A.	<i>N.A.</i>
Wood Veneer	\$1534	<i>\$2147</i>	\$1780	<i>\$2492</i>	N.A.	<i>N.A.</i>	N.A.	<i>N.A.</i>
Wedge-Cut Veneer	N.A.	<i>N.A.</i>	\$2782	<i>\$3895</i>	N.A.	<i>N.A.</i>	N.A.	<i>N.A.</i>

**Runner Vinyl or Self Edge**

Grade 1 Laminate	N.A.	<i>N.A.</i>	N.A.	<i>N.A.</i>	\$ 797	<i>\$1116</i>	\$ 931	<i>\$1303</i>
Grade 2 Laminate	N.A.	<i>N.A.</i>	N.A.	<i>N.A.</i>	\$ 818	<i>\$1145</i>	\$ 961	<i>\$1345</i>
Wood Veneer	N.A.	<i>N.A.</i>	N.A.	<i>N.A.</i>	\$1165	<i>\$1631</i>	\$1281	<i>\$1793</i>
Wedge-Cut Veneer	N.A.	<i>N.A.</i>	N.A.	<i>N.A.</i>	N.A.	<i>N.A.</i>	\$2283	<i>\$3196</i>

**Runner Wood Edge or Convex Wood Edge**

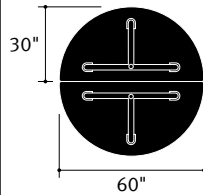
Grade 1 Laminate	N.A.	<i>N.A.</i>	N.A.	<i>N.A.</i>	\$1269	<i>\$1777</i>	\$1569	<i>\$2196</i>
Grade 2 Laminate	N.A.	<i>N.A.</i>	N.A.	<i>N.A.</i>	\$1290	<i>\$1806</i>	\$1599	<i>\$2238</i>
Wood Veneer	N.A.	<i>N.A.</i>	N.A.	<i>N.A.</i>	\$1637	<i>\$2292</i>	\$1919	<i>\$2686</i>
Wedge-Cut Veneer	N.A.	<i>N.A.</i>	N.A.	<i>N.A.</i>	N.A.	<i>N.A.</i>	\$2921	<i>\$4089</i>

**Runner Beveled Wood Edge**

Grade 1 Laminate	N.A.	<i>N.A.</i>	N.A.	<i>N.A.</i>	\$1342	<i>\$1879</i>	\$1668	<i>\$2335</i>
Grade 2 Laminate	N.A.	<i>N.A.</i>	N.A.	<i>N.A.</i>	\$1363	<i>\$1908</i>	\$1698	<i>\$2377</i>
Wood Veneer	N.A.	<i>N.A.</i>	N.A.	<i>N.A.</i>	\$1710	<i>\$2394</i>	\$2018	<i>\$2825</i>
Wedge-Cut Veneer	N.A.	<i>N.A.</i>	N.A.	<i>N.A.</i>	N.A.	<i>N.A.</i>	\$3020	<i>\$4228</i>

**Derby tables** are available in a wide variety of shapes and sizes. Following are some examples of possible configurations.

► See individual product specification pages to order appropriate tables.



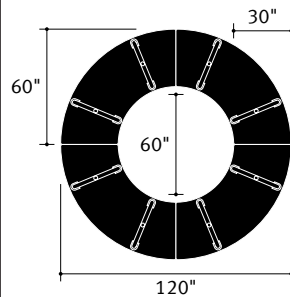
#### Two half round tables

► Page 211

Seating capacity: 6

Two ganger kits are standard with each half round table.

*Tip: Half round tables are not intended to be used by themselves.*

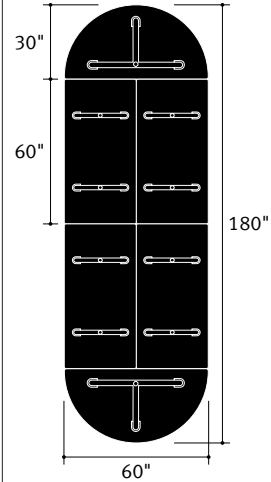


#### Four 90° arc tables

► Page 212

Seating capacity: 12

Two ganger kits are standard with each 90° arc table.



#### Two half round tables

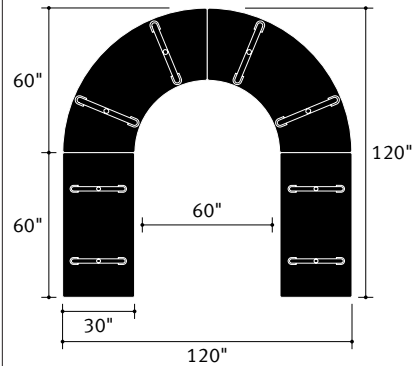
► Page 211

#### Four 60"L x 30"W rectangular tables

► Page 185

Seating capacity: 14

Two ganger kits are standard with each half round table. Order four additional ganger kits.



#### Two 90° arc tables

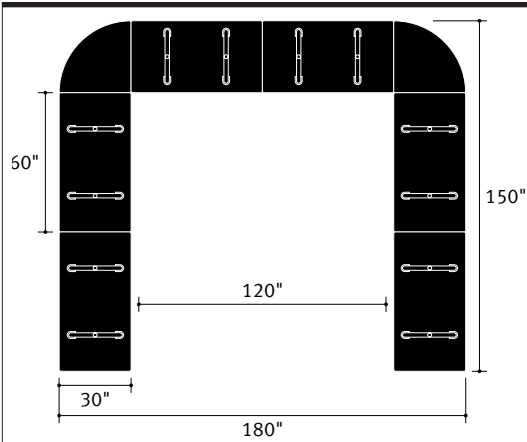
► Page 212

#### Two 60"L x 30"W rectangular tables

► Page 185

Seating capacity: 10

Two ganger kits are standard with each 90° arc.



**Six 60"L x 30"W rectangular tables**

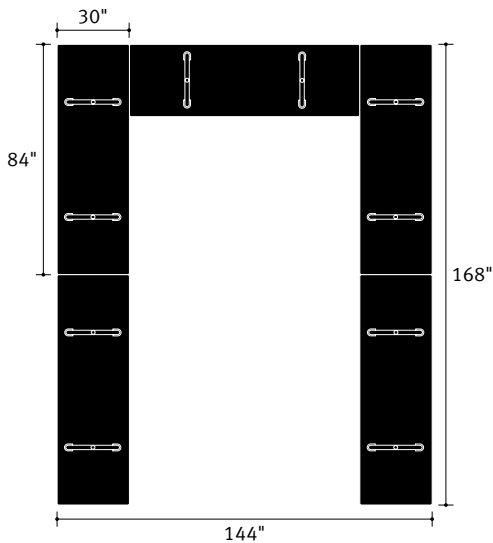
► Page 185

**Two 90° connecting tops**

► Page 213

Seating capacity: 14

Two ganger kits are standard with each connecting top. Order three additional ganger kits.

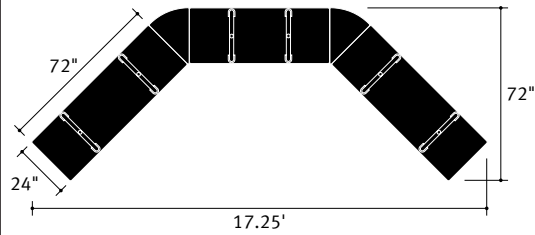


**Five 84"L x 30"W rectangular tables**

► Page 185

Seating capacity: 14

Order four ganger kits.



**Three 72"L x 24"W rectangular tables**

► Page 184

**Two 45° connecting tops**

► Page 213

Seating capacity: 8

Two ganger kits are standard with each 45° wedge connecting top.

**30"- and 36"-Diameter**

► Master Class, pages 116, 178

► Product weights, page 382

**Standard Includes**

- Height: 29"H  
*Tip: Special-height Cafe tables are available for some table sizes.*  
► Page 175
- Top: 1.25" particle board core with laminate or straight-grain or wedge-cut wood veneer surface
- Edge: self-edge laminate, convex vinyl, self-edge wood veneer, or solid wood convex or beveled edge
- 24" X-base:
  - 3"-diameter column: extruded aluminum with powder coat color
  - Four 4"W low-profile base feet with radius edges: cast aluminum with powder coat color
  - 5.5"L toe pads, if selected: cast aluminum with powder coat color*Tip: Toe pads add 1" to base dimension.*
- 19" cast aluminum technology spider ► page 146
- Concealed leveling glides: non-marring, black plastic
- Shipped K.D.

**Required to Specify**

- Product number
- Powder coat color number and name for each base element—column, base feet, and toe pads, if selected
- Laminate or wood color number and name for top. Specify straight-grain or wedge-cut veneer.
- Edge selection:
  - Self-edge laminate or wood veneer to match top
  - Convex vinyl edge: colors below
  - Solid wood convex or beveled edge
- Vinyl color number and name for convex vinyl edge, if selected: 6690 Black, 6691 Warm White, 6692 Smoke, or 6693 Woodrose

- Wood color number and name for wood edge, if selected  
*Exception: Wood edge will match the surface of a wood veneer top, so no color specification is needed.*  
*Tip: If you specify a wood edge on a top with wood grain laminate, the edge and top may not match.*
- Options: if selected (see list)  
► *Surface Materials*, page 126

**Options**

**Polished Aluminum column, base feet, and/or toe pads**  
If you specify Polished Aluminum on these components, add the following upcharge.

- Column: +\$40 U.S. **+\$56 Canada**
- Base feet: +\$100 U.S. **+\$140 Canada**
- Toe pads: +\$40 U.S. **+\$56 Canada**  
Specify "with Polished Aluminum column (base feet, and/or toe pads)."
- **Flip top** ► page 129  
Flip top to allow compact storage of tables that are not in use. Available on tables 42" or less in diameter.  
+\$117 U.S. **+\$164 Canada**  
Specify by adding suffix **F** to the product number.
- **Stain-to-match** ► page 121
- **Special table height** ► page 129
- **Grommets** ► page 132
- **Spheres** ► page 134

**Accessories**

- **Interport\*** ► page 136



\* Send us a drawing

**30"-Diameter**

With toe pads

**333941**  
U.S. **Canada**


Without toe pads

**333931**  
U.S. **Canada**
**36"-Diameter**

With toe pads

**334941**  
U.S. **Canada**


Without toe pads

**334931**  
U.S. **Canada**
**Self Edge or Convex Vinyl Edge**

Grade 1 Laminate	\$ 744	<b>\$1042</b>	\$ 504	<b>\$ 706</b>	\$ 815	<b>\$1141</b>	\$ 575	<b>\$ 805</b>
Grade 2 Laminate	\$ 765	<b>\$1071</b>	\$ 525	<b>\$ 735</b>	\$ 845	<b>\$1183</b>	\$ 605	<b>\$ 847</b>
Wood Veneer	\$1112	<b>\$1557</b>	\$ 872	<b>\$1221</b>	\$1165	<b>\$1631</b>	\$ 925	<b>\$1295</b>
Wedge-Cut Veneer	N.A.	<b>N.A.</b>	N.A.	<b>N.A.</b>	\$2167	<b>\$3034</b>	\$1927	<b>\$2698</b>

**Convex Wood Edge**

Grade 1 Laminate	\$1216	<b>\$1703</b>	\$ 976	<b>\$1367</b>	\$1453	<b>\$2034</b>	\$1213	<b>\$1698</b>
Grade 2 Laminate	\$1237	<b>\$1732</b>	\$ 997	<b>\$1396</b>	\$1483	<b>\$2076</b>	\$1243	<b>\$1740</b>
Wood Veneer	\$1584	<b>\$2218</b>	\$1344	<b>\$1882</b>	\$1803	<b>\$2524</b>	\$1563	<b>\$2188</b>
Wedge-Cut Veneer	N.A.	<b>N.A.</b>	N.A.	<b>N.A.</b>	\$2805	<b>\$3927</b>	\$2565	<b>\$3591</b>

**Beveled Wood Edge**

Grade 1 Laminate	\$1289	<b>\$1805</b>	\$1049	<b>\$1469</b>	\$1553	<b>\$2174</b>	\$1313	<b>\$1838</b>
Grade 2 Laminate	\$1310	<b>\$1834</b>	\$1070	<b>\$1498</b>	\$1583	<b>\$2216</b>	\$1343	<b>\$1880</b>
Wood Veneer	\$1657	<b>\$2320</b>	\$1417	<b>\$1984</b>	\$1903	<b>\$2664</b>	\$1663	<b>\$2328</b>
Wedge-Cut Veneer	N.A.	<b>N.A.</b>	N.A.	<b>N.A.</b>	\$2905	<b>\$4067</b>	\$2665	<b>\$3731</b>



## 42"- and 48"-Diameter

- Master Class, pages 116, 178  
 ► Product weights, page 382

**Standard Includes**

- Height: 29"H
- Top: 1.25" particle board core with laminate or straight-grain or wedge-cut wood veneer surface
- Edge: self-edge laminate, convex vinyl, self-edge wood veneer, or solid wood convex, beveled, or knife edge
- 32" X-base:
  - 3"-diameter column: extruded aluminum with powder coat color
  - Four 4"W low-profile base feet with radius edges: cast aluminum with powder coat color
  - 5.5"L toe pads, if selected: cast aluminum with powder coat color
- *Tip: Toe pads add 1" to base dimension.*
- 19" cast aluminum technology spider ► page 146
- Concealed leveling glides: non-marring, black plastic
- Shipped K.D.

**Required to Specify**

- Product number
- Powder coat color number and name for each base element—column, base feet, and toe pads, if selected
- Laminate or wood color number and name for top. Specify straight-grain or wedge-cut veneer.
- Edge selection:
  - Self-edge laminate or wood veneer to match top
  - Convex vinyl edge: colors below
  - Solid wood convex, beveled, or knife edge
- Vinyl color number and name for convex vinyl edge, if selected: 6690 Black, 6691 Warm White, 6692 Smoke, or 6693 Woodrose

- Wood color number and name for wood edge, if selected  
*Exception: Wood edge will match the surface of a wood veneer top, so no color specification is needed.*  
*Tip: If you specify a wood edge on a top with wood grain laminate, the edge and top may not match.*
- Options: if selected (see list)  
 ► *Surface Materials*, page 126

**Options****Polished Aluminum column, base feet, and/or toe pads**

If you specify Polished Aluminum on these components, add the following upcharge.

- Column: +\$40 U.S. **+\$56 Canada**
- Base feet: +\$100 U.S. **+\$140 Canada**
- Toe pads: +\$40 U.S. **+\$56 Canada**  
 Specify "with Polished Aluminum column (base feet, and/or toe pads)."
- **Flip top** ► page 129  
 Flip top to allow compact storage of tables that are not in use. Available on tables 42" or less in diameter.  
 +\$117 U.S. **+\$164 Canada**  
 Specify by adding suffix **F** to the product number.

- **Stain-to-match** ► page 121
- **Special table height** ► page 129
- **Grommets** ► page 132
- **Spheres** ► page 134

**Accessories**

- **Interport\*** ► page 136



\* Send us a drawing

**42"-Diameter**

With toe pads

**335942**  
U.S. **Canada**



Without toe pads

**335932**  
U.S. **Canada**

**48"-Diameter**

With toe pads

**336942**  
U.S. **Canada**



Without toe pads

**336932**  
U.S. **Canada**

**Self Edge or Convex Vinyl Edge**

Grade 1 Laminate	\$ 869	<b>\$1217</b>	\$ 629	<b>\$ 881</b>	\$ 921	<b>\$1289</b>	\$ 681	<b>\$ 953</b>
Grade 2 Laminate	\$ 909	<b>\$1273</b>	\$ 669	<b>\$ 937</b>	\$ 973	<b>\$1362</b>	\$ 733	<b>\$1026</b>
Wood Veneer	\$1404	<b>\$1966</b>	\$1164	<b>\$1630</b>	\$1428	<b>\$1999</b>	\$1188	<b>\$1663</b>
Wedge-Cut Veneer	\$2781	<b>\$3894</b>	\$2541	<b>\$3558</b>	\$2842	<b>\$3978</b>	\$2602	<b>\$3642</b>

**Convex Wood Edge**

Grade 1 Laminate	\$1525	<b>\$2135</b>	\$1285	<b>\$1799</b>	\$1605	<b>\$2247</b>	\$1365	<b>\$1911</b>
Grade 2 Laminate	\$1565	<b>\$2191</b>	\$1325	<b>\$1855</b>	\$1657	<b>\$2320</b>	\$1417	<b>\$1984</b>
Wood Veneer	\$2060	<b>\$2884</b>	\$1820	<b>\$2548</b>	\$2112	<b>\$2957</b>	\$1872	<b>\$2621</b>
Wedge-Cut Veneer	\$3437	<b>\$4812</b>	\$3197	<b>\$4476</b>	\$3526	<b>\$4936</b>	\$3286	<b>\$4600</b>

**Beveled Wood Edge**

Grade 1 Laminate	\$1632	<b>\$2285</b>	\$1392	<b>\$1949</b>	\$1819	<b>\$2546</b>	\$1579	<b>\$2210</b>
Grade 2 Laminate	\$1672	<b>\$2341</b>	\$1432	<b>\$2005</b>	\$1871	<b>\$2619</b>	\$1631	<b>\$2283</b>
Wood Veneer	\$2167	<b>\$3034</b>	\$1927	<b>\$2698</b>	\$2326	<b>\$3256</b>	\$2086	<b>\$2920</b>
Wedge-Cut Veneer	\$3544	<b>\$4962</b>	\$3304	<b>\$4626</b>	\$3740	<b>\$5235</b>	\$3500	<b>\$4899</b>

**Knife Wood Edge**

Grade 1 Laminate	\$1835	<b>\$2569</b>	\$1595	<b>\$2233</b>	\$2042	<b>\$2858</b>	\$1802	<b>\$2522</b>
Grade 2 Laminate	\$1875	<b>\$2625</b>	\$1635	<b>\$2289</b>	\$2094	<b>\$2931</b>	\$1854	<b>\$2595</b>
Wood Veneer	\$2370	<b>\$3318</b>	\$2130	<b>\$2982</b>	\$2549	<b>\$3568</b>	\$2309	<b>\$3232</b>
Wedge-Cut Veneer	\$3747	<b>\$5246</b>	\$3507	<b>\$4910</b>	\$3963	<b>\$5547</b>	\$3723	<b>\$5211</b>

30" Square

- ▶ Master Class, pages 116, 178
- ▶ Product weights, page 382

Standard Includes

- Height: 29"H
- Top: 1.25" particle board core with laminate or straight-grain wood veneer surface
- Edge: self-edge laminate, convex vinyl, self-edge wood veneer, or solid wood convex, beveled, knife, or waterfall edge
- 24" X-base:
  - 3"-diameter column: extruded aluminum with powder coat color
  - Four 4"W low-profile base feet with radius edges: cast aluminum with powder coat color
  - 5.5"L toe pads, if selected: cast aluminum with powder coat color*Tip: Toe pads add 1" to base dimension.*
- 19" cast aluminum technology spider ▶ page 146
- Concealed leveling glides: non-marring, black plastic
- Shipped K.D.

Required to Specify

- Product number
- Powder coat color number and name for each base element—column, base feet, and toe pads, if selected
- Laminate or wood color number and name for top
- Edge selection:
  - Self-edge laminate or wood veneer to match top
  - Convex vinyl edge: colors below
  - Solid wood convex, beveled, knife, or waterfall edge
- Vinyl color number and name for convex vinyl edge, if selected: 6690 Black, 6691 Warm White, 6692 Smoke, or 6693 Woodrose

- Wood color number and name for wood edge, if selected  
*Exception: Wood edge will match the surface of a wood veneer top, so no color specification is needed.*  
*Tip: If you specify a wood edge on a top with wood grain laminate, the edge and top may not match.*
- Options: if selected (see list)  
▶ *Surface Materials*, page 126

Options

Polished Aluminum column, base feet, and/or toe pads

- If you specify Polished Aluminum on these components, add the following upcharge.
- Column: +\$40 U.S. **+\$56 Canada**
  - Base feet: +\$100 U.S. **+\$140 Canada**
  - Toe pads: +\$40 U.S. **+\$56 Canada**  
Specify “with Polished Aluminum column (base feet, and/or toe pads).”
  - **Flip top** ▶ page 129  
Flip top to allow compact storage of tables that are not in use. Available on tables with 30" tops.  
+\$117 U.S. **+\$164 Canada**  
Specify by adding suffix **F** to the product number.
  - **Stain-to-match** ▶ page 121
  - **Special table height** ▶ page 129
  - **Grommets** ▶ page 132
  - **Spheres** ▶ page 134

Accessories

- **Interport\*** ▶ page 136



\* Send us a drawing

30" x 30"



With toe pads

**478941**  
U.S. **Canada**



Without toe pads

**478931**  
U.S. **Canada**

Self Edge or Convex Vinyl Edge

Grade 1 Laminate	\$ 758	<b>\$1061</b>	\$ 518	<b>\$ 725</b>
Grade 2 Laminate	\$ 778	<b>\$1089</b>	\$ 538	<b>\$ 753</b>
Wood Veneer	\$1158	<b>\$1621</b>	\$ 918	<b>\$1285</b>

Convex Wood Edge

Grade 1 Laminate	\$1081	<b>\$1513</b>	\$ 841	<b>\$1177</b>
Grade 2 Laminate	\$1101	<b>\$1541</b>	\$ 861	<b>\$1205</b>
Wood Veneer	\$1481	<b>\$2073</b>	\$1241	<b>\$1737</b>

Beveled Wood Edge

Grade 1 Laminate	\$1272	<b>\$1781</b>	\$1031	<b>\$1443</b>
Grade 2 Laminate	\$1292	<b>\$1809</b>	\$1051	<b>\$1471</b>
Wood Veneer	\$1672	<b>\$2341</b>	\$1431	<b>\$2003</b>

Knife Wood Edge or Waterfall Wood Edge

Grade 1 Laminate	\$1322	<b>\$1851</b>	\$1082	<b>\$1515</b>
Grade 2 Laminate	\$1342	<b>\$1879</b>	\$1102	<b>\$1543</b>
Wood Veneer	\$1722	<b>\$2411</b>	\$1482	<b>\$2075</b>

## 36", 42", and 48" Square

- Master Class, pages 116, 178  
► Product weights, page 382

**Standard Includes**

- Height: 29"H
  - Top: 1.25" particle board core with laminate or straight-grain wood veneer surface
  - Edge: self-edge laminate, convex vinyl, self-edge wood veneer, or solid wood convex, beveled, knife, or waterfall edge
  - 32" X-base:
    - 3"-diameter column: extruded aluminum with powder coat color
    - Four 4"W low-profile base feet with radius edges: cast aluminum with powder coat color
    - 5.5"L toe pads, if selected: cast aluminum with powder coat color
- Tip: Toe pads add 1" to base dimension.*
- 19" cast aluminum technology spider ► page 146
  - Concealed leveling glides: non-marring, black plastic
  - Shipped K.D.

**Required to Specify**

- Product number
- Powder coat color number and name for each base element—column, base feet, and toe pads, if selected
- Laminate or wood color number and name for top
- Edge selection:
  - Self-edge laminate or wood veneer to match top
  - Convex vinyl edge: colors below
  - Solid wood convex, beveled, knife, or waterfall edge
- Vinyl color number and name for convex vinyl edge, if selected: 6690 Black, 6691 Warm White, 6692 Smoke, or 6693 Woodrose

- Wood color number and name for wood edge, if selected  
*Exception: Wood edge will match the surface of a wood veneer top, so no color specification is needed.*  
*Tip: If you specify a wood edge on a top with wood grain laminate, the edge and top may not match.*
- Options: if selected (see list)  
► Surface Materials, page 126

**Options**

**Polished Aluminum column, base feet, and/or toe pads**  
If you specify Polished Aluminum on these components, add the following upcharge.

- Column: +\$40 U.S. **+\$56 Canada**
- Base feet: +\$100 U.S. **+\$140 Canada**
- Toe pads: +\$40 U.S. **+\$56 Canada**  
Specify "with Polished Aluminum column (base feet, and/or toe pads)."
- Flip top ► page 129  
Flip top to allow compact storage of tables that are not in use. Available on table tops 42" or less.  
+\$117 U.S. **+\$164 Canada**  
Specify by adding suffix **F** to the product number.
- Stain-to-match ► page 121
- Special table height ► page 129
- Grommets ► page 132
- Spheres ► page 134

**Accessories**

- Interport\* ► page 136



\* Send us a drawing

**36" x 36"**

With toe pads

**481942**  
U.S. **Canada**



Without toe pads

**481932**  
U.S. **Canada**

**42" x 42"**

With toe pads

**431942**  
U.S. **Canada**



Without toe pads

**431932**  
U.S. **Canada**

**48" x 48"**

With toe pads

**452942**  
U.S. **Canada**



Without toe pads

**452932**  
U.S. **Canada**

**Self Edge or Convex Vinyl Edge**

Grade 1 Laminate	\$ 857	<b>\$1200</b>	\$ 617	<b>\$ 864</b>	\$ 946	<b>\$1324</b>	\$ 706	<b>\$ 988</b>	\$ 999	<b>\$1399</b>	\$ 759	<b>\$1063</b>
Grade 2 Laminate	\$ 887	<b>\$1242</b>	\$ 647	<b>\$ 906</b>	\$ 986	<b>\$1380</b>	\$ 746	<b>\$1044</b>	\$1052	<b>\$1473</b>	\$ 812	<b>\$1137</b>
Wood Veneer	\$1259	<b>\$1763</b>	\$1019	<b>\$1427</b>	\$1462	<b>\$2046</b>	\$1222	<b>\$1710</b>	\$1529	<b>\$2141</b>	\$1289	<b>\$1805</b>

**Convex Wood Edge**

Grade 1 Laminate	\$1483	<b>\$2076</b>	\$1243	<b>\$1740</b>	\$1564	<b>\$2189</b>	\$1324	<b>\$1853</b>	\$1588	<b>\$2224</b>	\$1348	<b>\$1888</b>
Grade 2 Laminate	\$1513	<b>\$2118</b>	\$1273	<b>\$1782</b>	\$1604	<b>\$2245</b>	\$1364	<b>\$1909</b>	\$1641	<b>\$2298</b>	\$1401	<b>\$1962</b>
Wood Veneer	\$1885	<b>\$2639</b>	\$1645	<b>\$2303</b>	\$2080	<b>\$2911</b>	\$1840	<b>\$2575</b>	\$2118	<b>\$2966</b>	\$1878	<b>\$2630</b>

**Beveled Wood Edge**

Grade 1 Laminate	\$1614	<b>\$2260</b>	\$1374	<b>\$1924</b>	\$1671	<b>\$2339</b>	\$1431	<b>\$2003</b>	\$1789	<b>\$2505</b>	\$1549	<b>\$2169</b>
Grade 2 Laminate	\$1644	<b>\$2302</b>	\$1404	<b>\$1966</b>	\$1711	<b>\$2395</b>	\$1471	<b>\$2059</b>	\$1842	<b>\$2579</b>	\$1602	<b>\$2243</b>
Wood Veneer	\$2016	<b>\$2823</b>	\$1776	<b>\$2487</b>	\$2187	<b>\$3061</b>	\$1947	<b>\$2725</b>	\$2319	<b>\$3247</b>	\$2079	<b>\$2911</b>

**Knife Wood Edge or Waterfall Wood Edge**

Grade 1 Laminate	\$1679	<b>\$2351</b>	\$1439	<b>\$2015</b>	\$1746	<b>\$2444</b>	\$1506	<b>\$2108</b>	\$1871	<b>\$2620</b>	\$1630	<b>\$2282</b>
Grade 2 Laminate	\$1709	<b>\$2393</b>	\$1469	<b>\$2057</b>	\$1786	<b>\$2500</b>	\$1546	<b>\$2164</b>	\$1924	<b>\$2694</b>	\$1683	<b>\$2356</b>
Wood Veneer	\$2081	<b>\$2914</b>	\$1841	<b>\$2578</b>	\$2262	<b>\$3166</b>	\$2022	<b>\$2830</b>	\$2401	<b>\$3362</b>	\$2160	<b>\$3024</b>

**48"L, 60"L, 72"L, and 84"L x 24"W**

► Master Class, pages 116, 178

► Product weights, page 382

**Standard Includes**

- Height: 29"H
- Top: 1.25" particle board core with laminate or straight-grain wood veneer surface
- Edge: self-edge laminate, flat vinyl (black), convex vinyl, self-edge wood veneer, or solid wood convex, beveled, knife, or waterfall edge
- Two 24" T-bases:
  - 3"-diameter columns: extruded aluminum with powder coat color
  - 4"W low-profile base feet with radius edges: cast aluminum with powder coat color
- 19" cast aluminum technology spider ► page 146
- Concealed leveling glides: non-marring, black plastic
- Threaded inserts in underside of top for end-to-end ganging ► Order bar ganger package separately, page 216.  
*Tip: 24"W rectangular tables can gang end-to-end. Bases prevent tables from ganging side-to-side. Choose a wider table for side-to-side applications.*
- Shipped K.D.

**Required to Specify**

- Product number
- Powder coat color number and name for each base element—column and base feet
- Laminate or wood color number and name for top
- Edge selection:
  - Self-edge laminate or wood veneer to match top
  - Flat vinyl edge: black only
  - Convex vinyl edge: colors below
  - Solid wood convex, beveled, knife, or waterfall edge
- Vinyl color number and name for convex vinyl edge, if selected: 6690 Black, 6691 Warm White, 6692 Smoke, or 6693 Woodrose

- Wood color number and name for wood edge, if selected  
*Exception: Wood edge will match the surface of a wood veneer top, so no color specification is needed.*  
*Tip: If you specify a wood edge on a top with wood grain laminate, the edge and top may not match.*
- Options: if selected (see list)  
 ► Surface Materials, page 126

**Options****Polished Aluminum columns, base feet, and/or toe pads**

If you specify Polished Aluminum on these components, add the following upcharge.

- Columns: +\$45 U.S. **+\$63 Canada**
- Base feet: +\$100 U.S. **+\$140 Canada**
- Toe pads: +\$40 U.S. **+\$56 Canada**  
 Specify "with Polished Aluminum columns (base feet, and/or toe pads)."
- Grain-matched veneer\* ► page 120
- Stain-to-match ► page 121
- Special table height ► page 129
- Grommets\* ► page 132
- Spheres\* ► page 134

**Accessories**

- Bar ganger package ► page 216
- Flex ganger package ► page 216
- Stella keyboard support ► page 217
- Interport\* ► page 136



\* Send us a drawing

**48"L x 24"W**

Without toe pads

**462936**U.S. **Canada****60"L x 24"W**

Without toe pads

**463936**U.S. **Canada****72"L x 24"W**

Without toe pads

**464936**U.S. **Canada****84"L x 24"W**

Without toe pads

**465936**U.S. **Canada****Self Edge, Flat Vinyl Edge, or Convex Vinyl Edge**

Grade 1 Laminate	\$ 854	<b>\$1196</b>	\$ 905	<b>\$1267</b>	\$ 929	<b>\$1301</b>	\$1065	<b>\$1491</b>
Grade 2 Laminate	\$ 879	<b>\$1231</b>	\$ 938	<b>\$1313</b>	\$ 968	<b>\$1356</b>	\$1110	<b>\$1554</b>
Wood Veneer	\$1444	<b>\$2022</b>	\$1605	<b>\$2247</b>	\$1642	<b>\$2299</b>	\$2047	<b>\$2866</b>

**Convex Wood Edge**

Grade 1 Laminate	\$1341	<b>\$1878</b>	\$1482	<b>\$2075</b>	\$1506	<b>\$2109</b>	\$1872	<b>\$2621</b>
Grade 2 Laminate	\$1366	<b>\$1913</b>	\$1515	<b>\$2121</b>	\$1545	<b>\$2164</b>	\$1917	<b>\$2684</b>
Wood Veneer	\$1931	<b>\$2704</b>	\$2182	<b>\$3055</b>	\$2219	<b>\$3107</b>	\$2854	<b>\$3996</b>

**Beveled Wood Edge**

Grade 1 Laminate	\$1378	<b>\$1930</b>	\$1528	<b>\$2139</b>	\$1551	<b>\$2172</b>	\$1936	<b>\$2710</b>
Grade 2 Laminate	\$1403	<b>\$1965</b>	\$1561	<b>\$2185</b>	\$1590	<b>\$2227</b>	\$1981	<b>\$2773</b>
Wood Veneer	\$1968	<b>\$2756</b>	\$2228	<b>\$3119</b>	\$2264	<b>\$3170</b>	\$2918	<b>\$4085</b>

**Knife Wood Edge**

Grade 1 Laminate	\$1445	<b>\$2023</b>	\$1608	<b>\$2251</b>	\$1635	<b>\$2289</b>	\$2049	<b>\$2869</b>
Grade 2 Laminate	\$1470	<b>\$2058</b>	\$1641	<b>\$2297</b>	\$1674	<b>\$2344</b>	\$2094	<b>\$2932</b>
Wood Veneer	\$2035	<b>\$2849</b>	\$2308	<b>\$3231</b>	\$2348	<b>\$3287</b>	\$3031	<b>\$4244</b>

## 60"L, 72"L, and 84"L x 30"W

- Master Class, pages 116, 178  
► Product weights, page 382

**Standard Includes**

- Height: 29"H
- Top: 1.25" particle board core with laminate or straight-grain wood veneer surface
- Edge: self-edge laminate, flat vinyl (black), convex vinyl, self-edge wood veneer, or solid wood convex, beveled, knife, or waterfall edge
- Two 24" T-bases:
  - 3"-diameter columns: extruded aluminum with powder coat color
  - 4"W low-profile base feet with radius edges: cast aluminum with powder coat color
  - 5.5"L toe pads, if selected: cast aluminum with powder coat color
- *Tip: Toe pads add 1" to base dimension.*
- 19" cast aluminum technology spider ► page 146
- Concealed leveling glides: non-marring, black plastic
- Threaded inserts in underside of top for end-to-end ganging  
► Order bar ganger package separately, page 216.
- Shipped K.D.

**Required to Specify**

- Product number
- Powder coat color number and name for each base element—column, base feet, and toe pads, if selected
- Laminate or wood color number and name for top
- Edge selection:
  - Self-edge laminate or wood veneer to match top
  - Flat vinyl edge: black only
  - Convex vinyl edge: colors below
  - Solid wood convex, beveled, knife, or waterfall edge
- Vinyl color number and name for convex vinyl edge, if selected: 6690 Black, 6691 Warm White, 6692 Smoke, or 6693 Woodrose

- Wood color number and name for wood edge, if selected  
*Exception: Wood edge will match the surface of a wood veneer top, so no color specification is needed.*  
*Tip: If you specify a wood edge on a top with wood grain laminate, the edge and top may not match.*
- Options: if selected (see list)  
► *Surface Materials*, page 126

**Options****Polished Aluminum columns, base feet, and/or toe pads**

If you specify Polished Aluminum on these components, add the following upcharge.







- Columns: +\$45 U.S. **+\$63 Canada**
- Base feet: +\$100 U.S. **+\$140 Canada**
- Toe pads: +\$40 U.S. **+\$56 Canada**  
Specify "with Polished Aluminum columns (base feet, and/or toe pads)."
- **Grain-matched veneer\*** ► page 120
- **Stain-to-match** ► page 121
- **Special table height** ► page 129
- **Grommets\*** ► page 132
- **Spheres\*** ► page 134

**Accessories**

- **Bar ganger package** ► page 216
- **Flex ganger package** ► page 216
- **Stella keyboard support** ► page 217
- **Interport\*** ► page 136



\* Send us a drawing

60"L x 30"W			72"L x 30"W			84"L x 30"W											
	With toe pads			Without toe pads			With toe pads			Without toe pads			With toe pads			Without toe pads	
<b>473946</b>			<b>473936</b>			<b>474946</b>			<b>474936</b>			<b>475946</b>			<b>475936</b>		
<b>U.S.</b>	<b>Canada</b>		<b>U.S.</b>	<b>Canada</b>		<b>U.S.</b>	<b>Canada</b>		<b>U.S.</b>	<b>Canada</b>		<b>U.S.</b>	<b>Canada</b>		<b>U.S.</b>	<b>Canada</b>	
Self Edge, Flat Vinyl Edge, or Convex Vinyl Edge																	
Grade 1 Laminate	\$1165	<i>\$1631</i>	\$ 925	<i>\$1295</i>		\$1192	<i>\$1669</i>		\$ 952	<i>\$1333</i>		\$1312	<i>\$1837</i>		\$1072	<i>\$1501</i>	
Grade 2 Laminate	\$1206	<i>\$1688</i>	\$ 966	<i>\$1352</i>		\$1240	<i>\$1736</i>		\$1000	<i>\$1400</i>		\$1370	<i>\$1918</i>		\$1130	<i>\$1582</i>	
Wood Veneer	\$1878	<i>\$2629</i>	\$1638	<i>\$2293</i>		\$1922	<i>\$2691</i>		\$1682	<i>\$2355</i>		\$2380	<i>\$3332</i>		\$2140	<i>\$2996</i>	
Convex Wood Edge																	
Grade 1 Laminate	\$1710	<i>\$2394</i>	\$1470	<i>\$2058</i>		\$1736	<i>\$2431</i>		\$1496	<i>\$2095</i>		\$2084	<i>\$2918</i>		\$1844	<i>\$2582</i>	
Grade 2 Laminate	\$1751	<i>\$2451</i>	\$1511	<i>\$2115</i>		\$1784	<i>\$2498</i>		\$1544	<i>\$2162</i>		\$2142	<i>\$2999</i>		\$1902	<i>\$2663</i>	
Wood Veneer	\$2423	<i>\$3392</i>	\$2183	<i>\$3056</i>		\$2466	<i>\$3453</i>		\$2226	<i>\$3117</i>		\$3152	<i>\$4413</i>		\$2912	<i>\$4077</i>	
Beveled Wood Edge																	
Grade 1 Laminate	\$1756	<i>\$2458</i>	\$1516	<i>\$2122</i>		\$1784	<i>\$2498</i>		\$1544	<i>\$2162</i>		\$2148	<i>\$3007</i>		\$1908	<i>\$2671</i>	
Grade 2 Laminate	\$1797	<i>\$2515</i>	\$1557	<i>\$2179</i>		\$1832	<i>\$2565</i>		\$1592	<i>\$2229</i>		\$2206	<i>\$3088</i>		\$1966	<i>\$2752</i>	
Wood Veneer	\$2469	<i>\$3456</i>	\$2229	<i>\$3120</i>		\$2514	<i>\$3520</i>		\$2274	<i>\$3184</i>		\$3216	<i>\$4502</i>		\$2976	<i>\$4166</i>	
Knife Wood Edge or Waterfall Wood Edge																	
Grade 1 Laminate	\$1925	<i>\$2695</i>	\$1595	<i>\$2233</i>		\$1866	<i>\$2613</i>		\$1626	<i>\$2277</i>		\$2265	<i>\$3171</i>		\$2025	<i>\$2835</i>	
Grade 2 Laminate	\$1876	<i>\$2626</i>	\$1636	<i>\$2290</i>		\$1914	<i>\$2680</i>		\$1674	<i>\$2344</i>		\$2323	<i>\$3252</i>		\$2083	<i>\$2916</i>	
Wood Veneer	\$2548	<i>\$3567</i>	\$2308	<i>\$3231</i>		\$2596	<i>\$3635</i>		\$2356	<i>\$3299</i>		\$3333	<i>\$4666</i>		\$3093	<i>\$4330</i>	

**60"L and 72"L x 36"W**

► Master Class, pages 116, 178

► Product weights, page 382

**Standard Includes**

- Height: 29"H
- Top: 1.25" particle board core with laminate or straight-grain wood veneer surface
- Edge: self-edge laminate, flat vinyl (black), convex vinyl, self-edge wood veneer, or solid wood convex, beveled, knife, or waterfall edge
- Two 24" T-bases:
  - 3"-diameter columns: extruded aluminum with powder coat color
  - 4"W low-profile base feet with radius edges: cast aluminum with powder coat color
  - 5.5"L toe pads, if selected: cast aluminum with powder coat color
- *Tip: Toe pads add 1" to base dimension.*
- 19" cast aluminum technology spider ► page 146
- Concealed leveling glides: non-marring, black plastic
- Threaded inserts in underside of top for end-to-end ganging  
► Order bar ganger package separately, page 216.
- Shipped K.D.

**Required to Specify**

- Product number
- Powder coat color number and name for each base element—column, base feet, and toe pads, if selected
- Laminate or wood color number and name for top
- Edge selection:
  - Self-edge laminate or wood veneer to match top
  - Flat vinyl edge: black only
  - Convex vinyl edge: colors below
  - Solid wood convex, beveled, knife, or waterfall edge
- Vinyl color number and name for convex vinyl edge, if selected: 6690 Black, 6691 Warm White, 6692 Smoke, or 6693 Woodrose

- Wood color number and name for wood edge, if selected  
*Exception: Wood edge will match the surface of a wood veneer top, so no color specification is needed.*  
*Tip: If you specify a wood edge on a top with wood grain laminate, the edge and top may not match.*
- Options: if selected (see list)  
► *Surface Materials*, page 126

**Options****Polished Aluminum columns, base feet, and/or toe pads**

If you specify Polished Aluminum on these components, add the following upcharge.

- Columns: +\$45 U.S. **+\$63 Canada**
- Base feet: +\$100 U.S. **+\$140 Canada**
- Toe pads: +\$40 U.S. **+\$56 Canada**  
Specify "with Polished Aluminum columns (base feet, and/or toe pads)."
- **Grain-matched veneer\*** ► page 120
- **Stain-to-match** ► page 121
- **Special table height** ► page 129
- **Grommets\*** ► page 132
- **Spheres\*** ► page 134

**Accessories**

- **Bar ganger package** ► page 216
- **Flex ganger package** ► page 216
- **Stella keyboard support** ► page 217
- **Interport\*** ► page 136



\* Send us a drawing

**60"L x 36"W**

With toe pads

**483946**  
U.S. **Canada**

Without toe pads

**483936**  
U.S. **Canada****72"L x 36"W**

With toe pads

**484946**  
U.S. **Canada**

Without toe pads

**484936**  
U.S. **Canada****Self Edge, Flat Vinyl Edge, or Convex Vinyl Edge**

Grade 1 Laminate	\$1192	<b>\$1669</b>	\$ 952	<b>\$1333</b>	\$1209	<b>\$1693</b>	\$ 969	<b>\$1357</b>
Grade 2 Laminate	\$1240	<b>\$1736</b>	\$1000	<b>\$1400</b>	\$1268	<b>\$1776</b>	\$1028	<b>\$1440</b>
Wood Veneer	\$1907	<b>\$2670</b>	\$1667	<b>\$2334</b>	\$1924	<b>\$2694</b>	\$1684	<b>\$2358</b>

**Convex Wood Edge**

Grade 1 Laminate	\$1745	<b>\$2443</b>	\$1505	<b>\$2107</b>	\$1752	<b>\$2453</b>	\$1512	<b>\$2117</b>
Grade 2 Laminate	\$1793	<b>\$2510</b>	\$1553	<b>\$2174</b>	\$1811	<b>\$2536</b>	\$1571	<b>\$2200</b>
Wood Veneer	\$2460	<b>\$3444</b>	\$2220	<b>\$3108</b>	\$2467	<b>\$3454</b>	\$2227	<b>\$3118</b>

**Beveled Wood Edge**

Grade 1 Laminate	\$1792	<b>\$2509</b>	\$1552	<b>\$2173</b>	\$1799	<b>\$2519</b>	\$1560	<b>\$2184</b>
Grade 2 Laminate	\$1840	<b>\$2576</b>	\$1600	<b>\$2240</b>	\$1858	<b>\$2602</b>	\$1619	<b>\$2267</b>
Wood Veneer	\$2507	<b>\$3510</b>	\$2267	<b>\$3174</b>	\$2514	<b>\$3520</b>	\$2275	<b>\$3185</b>

**Knife Wood Edge or Waterfall Wood Edge**

Grade 1 Laminate	\$1874	<b>\$2624</b>	\$1635	<b>\$2289</b>	\$1881	<b>\$2634</b>	\$1641	<b>\$2298</b>
Grade 2 Laminate	\$1922	<b>\$2691</b>	\$1683	<b>\$2356</b>	\$1940	<b>\$2717</b>	\$1700	<b>\$2381</b>
Wood Veneer	\$2589	<b>\$3625</b>	\$2350	<b>\$3290</b>	\$2596	<b>\$3635</b>	\$2356	<b>\$3299</b>



## 84"L and 96"L x 36"W

- Master Class, pages 116, 178  
 ► Product weights, page 382

**Standard Includes**

- Height: 29"H
- Top: 1.25" particle board core with laminate or straight-grain wood veneer surface
- Edge: self-edge laminate, flat vinyl (black), convex vinyl, self-edge wood veneer, or solid wood convex, beveled, knife, or waterfall edge
- Two 24" T-bases:
  - 3"-diameter columns: extruded aluminum with powder coat color
  - 4"W low-profile base feet with radius edges: cast aluminum with powder coat color
  - 5.5"L toe pads, if selected: cast aluminum with powder coat color
- *Tip: Toe pads add 1" to base dimension.*
- 19" cast aluminum technology spider ► page 146
- Concealed leveling glides: non-marring, black plastic
- Threaded inserts in underside of top for end-to-end ganging  
 ► Order bar ganger package separately, page 216.
- Shipped K.D.

**Required to Specify**

- Product number
- Powder coat color number and name for each base element—column, base feet, and toe pads, if selected
- Laminate or wood color number and name for top
- Edge selection:
  - Self-edge laminate or wood veneer to match top
  - Flat vinyl edge: black only
  - Convex vinyl edge: colors below
  - Solid wood convex, beveled, knife, or waterfall edge
- Vinyl color number and name for convex vinyl edge, if selected: 6690 Black, 6691 Warm White, 6692 Smoke, or 6693 Woodrose

- Wood color number and name for wood edge, if selected  
*Exception: Wood edge will match the surface of a wood veneer top, so no color specification is needed.*  
*Tip: If you specify a wood edge on a top with wood grain laminate, the edge and top may not match.*
- Options: if selected (see list)  
 ► Surface Materials, page 126

**Options****Polished Aluminum columns, base feet, and/or toe pads**

If you specify Polished Aluminum on these components, add the following upcharge.

- Columns: +\$45 U.S. **+\$63 Canada**
- Base feet: +\$100 U.S. **+\$140 Canada**
- Toe pads: +\$40 U.S. **+\$56 Canada**  
 Specify "with Polished Aluminum columns (base feet, and/or toe pads)."
- Grain-matched veneer\* ► page 120
- Stain-to-match ► page 121
- Special table height ► page 129
- Grommets\* ► page 132
- Spheres\* ► page 134

**Accessories**

- Bar ganger package ► page 216
- Flex ganger package ► page 216
- Stella keyboard support ► page 217
- Interport\* ► page 136



\* Send us a drawing

**84"L x 36"W**

With toe pads

**485946**  
U.S. **Canada**



Without toe pads

**485936**  
U.S. **Canada**

**96"L x 36"W**

With toe pads

**486946**  
U.S. **Canada**



Without toe pads

**486936**  
U.S. **Canada**

**Self Edge, Flat Vinyl Edge, or Convex Vinyl Edge**

Grade 1 Laminate	\$1314	<b>\$1840</b>	\$1074	<b>\$1504</b>	\$1437	<b>\$2012</b>	\$1197	<b>\$1676</b>
Grade 2 Laminate	\$1382	<b>\$1935</b>	\$1142	<b>\$1599</b>	\$1514	<b>\$2120</b>	\$1274	<b>\$1784</b>
Wood Veneer	\$2345	<b>\$3283</b>	\$2105	<b>\$2947</b>	\$2398	<b>\$3357</b>	\$2158	<b>\$3021</b>

**Convex Wood Edge**

Grade 1 Laminate	\$2113	<b>\$2959</b>	\$1873	<b>\$2623</b>	\$2192	<b>\$3069</b>	\$1956	<b>\$2739</b>
Grade 2 Laminate	\$2181	<b>\$3054</b>	\$1941	<b>\$2718</b>	\$2269	<b>\$3177</b>	\$2033	<b>\$2847</b>
Wood Veneer	\$3144	<b>\$4402</b>	\$2904	<b>\$4066</b>	\$3153	<b>\$4414</b>	\$2917	<b>\$4084</b>

**Beveled Wood Edge**

Grade 1 Laminate	\$2178	<b>\$3050</b>	\$1938	<b>\$2714</b>	\$2263	<b>\$3168</b>	\$2025	<b>\$2835</b>
Grade 2 Laminate	\$2246	<b>\$3145</b>	\$2006	<b>\$2809</b>	\$2340	<b>\$3276</b>	\$2102	<b>\$2943</b>
Wood Veneer	\$3209	<b>\$4493</b>	\$2969	<b>\$4157</b>	\$3224	<b>\$4513</b>	\$2986	<b>\$4180</b>

**Knife Wood Edge or Waterfall Wood Edge**

Grade 1 Laminate	\$2296	<b>\$3215</b>	\$2056	<b>\$2879</b>	\$2382	<b>\$3335</b>	\$2146	<b>\$3005</b>
Grade 2 Laminate	\$2364	<b>\$3310</b>	\$2124	<b>\$2974</b>	\$2459	<b>\$3443</b>	\$2223	<b>\$3113</b>
Wood Veneer	\$3327	<b>\$4658</b>	\$3087	<b>\$4322</b>	\$3343	<b>\$4680</b>	\$3107	<b>\$4350</b>

**84"L x 42"W**

► Master Class, pages 116, 178

► Product weights, page 382

**Standard Includes**

- Height: 29"H
  - Top: Laminate or straight-grain wood veneer surface on 1.25" particle board core or 1.25" particle board core with 0.75"-perimeter skirting
  - Edge on 1.25"-thick top: self-edge laminate, flat vinyl (black), convex vinyl, self-edge wood veneer, or solid wood convex, beveled, knife, or waterfall edge
  - Edge on 2"-thick top: self-edge laminate, convex vinyl (black), self-edge wood veneer, or solid wood convex edge
  - Two 32" T-bases:
    - 3"-diameter columns: extruded aluminum with powder coat color
    - 4"W low-profile base feet with radius edges: cast aluminum with powder coat color
    - 5.5"L toe pads, if selected: cast aluminum with powder coat color
- Tip: Toe pads add 1" to base dimension.*
- 19" cast aluminum technology spider ► page 146
  - Concealed leveling glides: non-marring, black plastic
  - Threaded inserts in underside of top for end-to-end ganging ► Order bar ganger package separately, page 216.
  - Shipped K.D.

**Required to Specify**

- Product number
- Powder coat color number and name for each base element—column, base feet, and toe pads, if selected
- Laminate or wood color number and name for top
- Edge selection for 1.25"-thick top:
  - Self-edge laminate or wood veneer to match top
  - Flat vinyl edge: black only
  - Convex vinyl edge: colors at right
  - Solid wood convex, beveled, knife, or waterfall edge
- Edge selection for 2"-thick top:
  - Self-edge laminate or wood veneer to match top
  - Convex vinyl edge: black only
  - Solid wood convex edge

- Vinyl color number and name for convex vinyl edge on 1.25"-thick top, if selected: 6690 Black, 6691 Warm White, 6692 Smoke, or 6693 Woodrose
- Wood color number and name for wood edge, if selected  
*Exception: Wood edge will match the surface of a wood veneer top, so no color specification is needed.*  
*Tip: If you specify a wood edge on a top with wood grain laminate, the edge and top may not match.*
- Options: if selected (see list)  
► *Surface Materials*, page 126

**Options****Polished Aluminum columns, base feet, and/or toe pads**

If you specify Polished Aluminum on these components, add the following upcharge.

- Columns: +\$45 U.S. **+\$63 Canada**
- Base feet: +\$100 U.S. **+\$140 Canada**
- Toe pads: +\$40 U.S. **+\$56 Canada**  
Specify "with Polished Aluminum columns (base feet, and/or toe pads)."
- **Grain-matched veneer\*** ► page 120
- **Stain-to-match** ► page 121
- **Grommets\*** ► page 132
- **Spheres\*** ► page 134

**Accessories**

- **Bar ganger package** ► page 216
- **Flex ganger package** ► page 216
- **Interport\*** ► page 136



\* Send us a drawing

**With Toe Pads**

1.25"-thick top

**435947**  
U.S. **Canada**

2"-thick top

**635947**  
U.S. **Canada****Without Toe Pads**

1.25"-thick top

**435937**  
U.S. **Canada**

2"-thick top

**635937**  
U.S. **Canada****Self Edge, Flat Vinyl Edge, or Convex Vinyl Edge**

Grade 1 Laminate	\$1452	<b>\$2033</b>	\$1570	<b>\$2198</b>	\$1212	<b>\$1697</b>	\$1330	<b>\$1862</b>
Grade 2 Laminate	\$1532	<b>\$2145</b>	\$1650	<b>\$2310</b>	\$1292	<b>\$1809</b>	\$1410	<b>\$1974</b>
Wood Veneer	\$2442	<b>\$3419</b>	\$2510	<b>\$3514</b>	\$2202	<b>\$3083</b>	\$2269	<b>\$3177</b>

**Convex Wood Edge**

Grade 1 Laminate	\$2223	<b>\$3112</b>	\$2332	<b>\$3265</b>	\$1983	<b>\$2776</b>	\$2090	<b>\$2926</b>
Grade 2 Laminate	\$2303	<b>\$3224</b>	\$2412	<b>\$3377</b>	\$2063	<b>\$2888</b>	\$2170	<b>\$3038</b>
Wood Veneer	\$3213	<b>\$4498</b>	\$3272	<b>\$4581</b>	\$2973	<b>\$4162</b>	\$3029	<b>\$4241</b>

**Beveled Wood Edge**

Grade 1 Laminate	\$2270	<b>\$3178</b>	N.A.	<b>N.A.</b>	\$2030	<b>\$2842</b>	N.A.	<b>N.A.</b>
Grade 2 Laminate	\$2350	<b>\$3290</b>	N.A.	<b>N.A.</b>	\$2110	<b>\$2954</b>	N.A.	<b>N.A.</b>
Wood Veneer	\$3260	<b>\$4564</b>	N.A.	<b>N.A.</b>	\$3020	<b>\$4228</b>	N.A.	<b>N.A.</b>

**Knife Wood Edge or Waterfall Wood Edge**

Grade 1 Laminate	\$2379	<b>\$3331</b>	N.A.	<b>N.A.</b>	\$2139	<b>\$2995</b>	N.A.	<b>N.A.</b>
Grade 2 Laminate	\$2459	<b>\$3443</b>	N.A.	<b>N.A.</b>	\$2219	<b>\$3107</b>	N.A.	<b>N.A.</b>
Wood Veneer	\$3369	<b>\$4717</b>	N.A.	<b>N.A.</b>	\$3129	<b>\$4381</b>	N.A.	<b>N.A.</b>



96"L x 42"W

DESIGNED BY MICHAEL WALSH  
DERBY

- Master Class, pages 116, 178
- Product weights, page 382

**Standard Includes**

- Height: 29"H
- Top: Laminate or straight-grain wood veneer surface on 1.25" particle board core or 1.25" particle board core with 0.75"-perimeter skirting
- Edge on 1.25"-thick top: self-edge laminate, flat vinyl (black), convex vinyl, self-edge wood veneer, or solid wood convex, beveled, knife, or waterfall edge
- Edge on 2"-thick top: self-edge laminate, convex vinyl (black), self-edge wood veneer, or solid wood convex edge
- Two 32" T-bases:
  - 3"-diameter columns: extruded aluminum with powder coat color
  - 4"W low-profile base feet with radius edges: cast aluminum with powder coat color
  - 5.5"L toe pads, if selected: cast aluminum with powder coat color
- *Tip: Toe pads add 1" to base dimension.*
- 19" cast aluminum technology spider ► page 146
- Concealed leveling glides: non-marring, black plastic
- Threaded inserts in underside of top for end-to-end ganging ► Order bar ganger package separately, page 216.
- Shipped K.D.

**Required to Specify**

- Product number
- Powder coat color number and name for each base element—column, base feet, and toe pads, if selected
- Laminate or wood color number and name for top
- Edge selection for 1.25"-thick top:
  - Self-edge laminate or wood veneer to match top
  - Flat vinyl edge: black only
  - Convex vinyl edge: colors at right
  - Solid wood convex, beveled, knife, or waterfall edge
- Edge selection for 2"-thick top:
  - Self-edge laminate or wood veneer to match top
  - Convex vinyl edge: black only
  - Solid wood convex edge

- Vinyl color number and name for convex vinyl edge on 1.25"-thick top, if selected: 6690 Black, 6691 Warm White, 6692 Smoke, or 6693 Woodrose
- Wood color number and name for wood edge, if selected  
*Exception: Wood edge will match the surface of a wood veneer top, so no color specification is needed.*  
*Tip: If you specify a wood edge on a top with wood grain laminate, the edge and top may not match.*
- Options: if selected (see list)
  - *Surface Materials*, page 126

**Options****Polished Aluminum columns, base feet, and/or toe pads**

If you specify Polished Aluminum on these components, add the following upcharge.

- Columns: +\$45 U.S. **+\$63 Canada**
- Base feet: +\$100 U.S. **+\$140 Canada**
- Toe pads: +\$40 U.S. **+\$56 Canada**  
Specify "with Polished Aluminum columns (base feet, and/or toe pads)."
- **Grain-matched veneer\*** ► page 120
- **Stain-to-match** ► page 121
- **Grommets\*** ► page 132
- **Spheres\*** ► page 134

**Accessories**

- **Bar ganger package** ► page 216
- **Flex ganger package** ► page 216
- **Interport\*** ► page 136



\* Send us a drawing

**With Toe Pads**

1.25"-thick top

**436947**U.S. **Canada**

2"-thick top

**636947**U.S. **Canada****Without Toe Pads**

1.25"-thick top

**436937**U.S. **Canada**

2"-thick top

**636937**U.S. **Canada****Self Edge, Flat Vinyl Edge, or Convex Vinyl Edge**

Grade 1 Laminate	\$1499	<b>\$2099</b>	\$1623	<b>\$2272</b>	\$1259	<b>\$1763</b>	\$1383	<b>\$1936</b>
Grade 2 Laminate	\$1590	<b>\$2226</b>	\$1714	<b>\$2399</b>	\$1350	<b>\$1890</b>	\$1474	<b>\$2063</b>
Wood Veneer	\$2484	<b>\$3478</b>	\$2568	<b>\$3595</b>	\$2244	<b>\$3142</b>	\$2326	<b>\$3256</b>

**Convex Wood Edge**

Grade 1 Laminate	\$2271	<b>\$3180</b>	\$2389	<b>\$3344</b>	\$2031	<b>\$2844</b>	\$2147	<b>\$3006</b>
Grade 2 Laminate	\$2362	<b>\$3307</b>	\$2480	<b>\$3471</b>	\$2122	<b>\$2971</b>	\$2238	<b>\$3133</b>
Wood Veneer	\$3256	<b>\$4559</b>	\$3334	<b>\$4667</b>	\$3016	<b>\$4223</b>	\$3090	<b>\$4326</b>

**Beveled Wood Edge**

Grade 1 Laminate	\$2317	<b>\$3244</b>	N.A.	<b>N.A.</b>	\$2077	<b>\$2908</b>	N.A.	<b>N.A.</b>
Grade 2 Laminate	\$2408	<b>\$3371</b>	N.A.	<b>N.A.</b>	\$2168	<b>\$3035</b>	N.A.	<b>N.A.</b>
Wood Veneer	\$3302	<b>\$4623</b>	N.A.	<b>N.A.</b>	\$3062	<b>\$4287</b>	N.A.	<b>N.A.</b>

**Knife Wood Edge or Waterfall Wood Edge**

Grade 1 Laminate	\$2438	<b>\$3414</b>	N.A.	<b>N.A.</b>	\$2198	<b>\$3078</b>	N.A.	<b>N.A.</b>
Grade 2 Laminate	\$2529	<b>\$3541</b>	N.A.	<b>N.A.</b>	\$2289	<b>\$3205</b>	N.A.	<b>N.A.</b>
Wood Veneer	\$3423	<b>\$4793</b>	N.A.	<b>N.A.</b>	\$3183	<b>\$4457</b>	N.A.	<b>N.A.</b>

**108"L x 42"W**

► Master Class, pages 116, 178

► Product weights, page 382

**Standard Includes**

- Height: 29"H
  - Top: Laminate or straight-grain wood veneer surface on 1.25" particle board core or 1.25" particle board core with 0.75"-perimeter skirting
  - Edge on 1.25"-thick top: self-edge laminate, flat vinyl (black), convex vinyl, self-edge wood veneer, or solid wood convex, beveled, knife, or waterfall edge
  - Edge on 2"-thick top: self-edge laminate, convex vinyl (black), self-edge wood veneer, or solid wood convex edge
  - Three 32" T-bases:
    - 3"-diameter columns: extruded aluminum with powder coat color
    - 4"W low-profile base feet with radius edges: cast aluminum with powder coat color
    - 5.5"L toe pads, if selected: cast aluminum with powder coat color
- Tip: Toe pads add 1" to base dimension.*
- 19" cast aluminum technology spider ► page 146
  - Concealed leveling glides: non-marring, black plastic
  - Threaded inserts in underside of top for end-to-end ganging ► Order bar ganger package separately, page 216.
  - Shipped K.D.

**Required to Specify**

- Product number
- Powder coat color number and name for each base element—column, base feet, and toe pads, if selected
- Laminate or wood color number and name for top
- Edge selection for 1.25"-thick top:
  - Self-edge laminate or wood veneer to match top
  - Flat vinyl edge: black only
  - Convex vinyl edge: colors at right
  - Solid wood convex, beveled, knife, or waterfall edge
- Edge selection for 2"-thick top:
  - Self-edge laminate or wood veneer to match top
  - Convex vinyl edge: black only
  - Solid wood convex edge

- Vinyl color number and name for convex vinyl edge on 1.25"-thick top, if selected: 6690 Black, 6691 Warm White, 6692 Smoke, or 6693 Woodrose
- Wood color number and name for wood edge, if selected  
*Exception: Wood edge will match the surface of a wood veneer top, so no color specification is needed.*  
*Tip: If you specify a wood edge on a top with wood grain laminate, the edge and top may not match.*
- Options: if selected (see list)  
► *Surface Materials*, page 126

**Options****Polished Aluminum columns, base feet, and/or toe pads**

If you specify Polished Aluminum on these components, add the following upcharge.

- Columns: +\$53 U.S. **+\$74 Canada**
- Base feet: +\$150 U.S. **+\$210 Canada**
- Toe pads: +\$60 U.S. **+\$84 Canada**  
Specify "with Polished Aluminum columns (base feet, and/or toe pads)."
- **Grain-matched veneer\*** ► page 120
- **Stain-to-match** ► page 121
- **Grommets\*** ► page 132
- **Spheres\*** ► page 134

**Accessories**

- **Bar ganger package** ► page 216
- **Flex ganger package** ► page 216
- **Interport\*** ► page 136



\* Send us a drawing

**With Toe Pads**

1.25"-thick top

**437947**  
U.S. **Canada**

2"-thick top

**637947**  
U.S. **Canada****Without Toe Pads**

1.25"-thick top

**437937**  
U.S. **Canada**

2"-thick top

**637937**  
U.S. **Canada****Self Edge, Flat Vinyl Edge, or Convex Vinyl Edge**

Grade 1 Laminate	\$2280	<b>\$3192</b>	\$2414	<b>\$3380</b>	\$1920	<b>\$2688</b>	\$2054	<b>\$2876</b>
Grade 2 Laminate	\$2383	<b>\$3336</b>	\$2517	<b>\$3524</b>	\$2023	<b>\$2832</b>	\$2157	<b>\$3020</b>
Wood Veneer	\$3919	<b>\$5487</b>	\$4054	<b>\$5676</b>	\$3559	<b>\$4983</b>	\$3694	<b>\$5172</b>

**Convex Wood Edge**

Grade 1 Laminate	\$3611	<b>\$5055</b>	\$3752	<b>\$5253</b>	\$3251	<b>\$4551</b>	\$3392	<b>\$4749</b>
Grade 2 Laminate	\$3714	<b>\$5199</b>	\$3855	<b>\$5397</b>	\$3354	<b>\$4695</b>	\$3495	<b>\$4893</b>
Wood Veneer	\$5250	<b>\$7350</b>	\$5392	<b>\$7549</b>	\$4890	<b>\$6846</b>	\$5032	<b>\$7045</b>

**Beveled Wood Edge**

Grade 1 Laminate	\$3689	<b>\$5165</b>	N.A.	<b>N.A.</b>	\$3329	<b>\$4661</b>	N.A.	<b>N.A.</b>
Grade 2 Laminate	\$3792	<b>\$5309</b>	N.A.	<b>N.A.</b>	\$3432	<b>\$4805</b>	N.A.	<b>N.A.</b>
Wood Veneer	\$5328	<b>\$7460</b>	N.A.	<b>N.A.</b>	\$4968	<b>\$6956</b>	N.A.	<b>N.A.</b>

**Knife Wood Edge or Waterfall Wood Edge**

Grade 1 Laminate	\$3888	<b>\$5443</b>	N.A.	<b>N.A.</b>	\$3528	<b>\$4939</b>	N.A.	<b>N.A.</b>
Grade 2 Laminate	\$3991	<b>\$5587</b>	N.A.	<b>N.A.</b>	\$3631	<b>\$5083</b>	N.A.	<b>N.A.</b>
Wood Veneer	\$5527	<b>\$7738</b>	N.A.	<b>N.A.</b>	\$5167	<b>\$7234</b>	N.A.	<b>N.A.</b>

10'L x 42"W

► Master Class, pages 116, 178

► Product weights, page 382

**Standard Includes**

- Height: 29"H
- Top: Laminate or straight-grain wood veneer surface on 1.25" particle board core or 1.25" particle board core with 0.75"-perimeter skirting  
*Tip: Tops that are 12'L or less ship in one piece. Sectioned tops with Tite-Joint fasteners for assembly on site are available as an option.*
- Edge on 1.25"-thick top: self-edge laminate, flat vinyl (black), convex vinyl, self-edge wood veneer, or solid wood convex, beveled, knife, or waterfall edge
- Edge on 2"-thick top: self-edge laminate, convex vinyl (black), self-edge wood veneer, or solid wood convex edge
- Three 32" T-bases:
  - 3"-diameter columns: extruded aluminum with powder coat color
  - 4"W low-profile base feet with radius edges: cast aluminum with powder coat color
  - 5.5"L toe pads, if selected: cast aluminum with powder coat color*Tip: Toe pads add 1" to base dimension.*
- 19" cast aluminum technology spider ► page 146
- Concealed leveling glides: non-marring, black plastic
- Threaded inserts in underside of top for end-to-end ganging  
► Order bar ganger package separately, page 216.
- Shipped K.D.

**Required to Specify**

- Product number
- Powder coat color number and name for each base element—column, base feet, and toe pads, if selected
- Laminate or wood color number and name for top
- Edge selection for 1.25"-thick top:
  - Self-edge laminate or wood veneer to match top
  - Flat vinyl edge: black only
  - Convex vinyl edge: colors at right
  - Solid wood convex, beveled, knife, or waterfall edge

- Edge selection for 2"-thick top:
  - Self-edge laminate or wood veneer to match top
  - Convex vinyl edge: black only
  - Solid wood convex edge
- Vinyl color number and name for convex vinyl edge on 1.25"-thick top, if selected: 6690 Black, 6691 Warm White, 6692 Smoke, or 6693 Woodrose
- Wood color number and name for wood edge, if selected  
*Exception: Wood edge will match the surface of a wood veneer top, so no color specification is needed.*  
*Tip: If you specify a wood edge on a top with wood grain laminate, the edge and top may not match.*
- Options: if selected (see list)  
► *Surface Materials*, page 126

**Options****Polished Aluminum columns, base feet, and/or toe pads**

If you specify Polished Aluminum on these components, add the following upcharge.

- Columns: +\$53 U.S. **+\$74 Canada**
- Base feet: +\$150 U.S. **+\$210 Canada**
- Toe pads: +\$60 U.S. **+\$84 Canada**  
Specify "with Polished Aluminum columns (base feet, and/or toe pads)."
- **Grain-matched veneer\*** ► page 120
- **Stain-to-match** ► page 121
- **Sectioned top** ► page 117
- **Grommets\*** ► page 132
- **Spheres\*** ► page 134

**Accessories**

- **Bar ganger package** ► page 216
- **Flex ganger package** ► page 216
- **Interport\*** ► page 136



\* Send us a drawing

**With Toe Pads**

1.25"-thick top

**438947**  
 U.S. **Canada**


2"-thick top

**638947**  
 U.S. **Canada**
**Without Toe Pads**

1.25"-thick top

**438937**  
 U.S. **Canada**


2"-thick top

**638937**  
 U.S. **Canada**
**Self Edge, Flat Vinyl Edge, or Convex Vinyl Edge**

Grade 1 Laminate	\$2309	<b>\$3233</b>	\$2442	<b>\$3419</b>	\$1949	<b>\$2729</b>	\$2082	<b>\$2915</b>
Grade 2 Laminate	\$2422	<b>\$3391</b>	\$2556	<b>\$3579</b>	\$2062	<b>\$2887</b>	\$2195	<b>\$3073</b>
Wood Veneer	\$4041	<b>\$5658</b>	\$4178	<b>\$5849</b>	\$3681	<b>\$5154</b>	\$3817	<b>\$5344</b>

**Convex Wood Edge**

Grade 1 Laminate	\$3713	<b>\$5199</b>	\$3866	<b>\$5413</b>	\$3353	<b>\$4695</b>	\$3505	<b>\$4907</b>
Grade 2 Laminate	\$3826	<b>\$5357</b>	\$3980	<b>\$5573</b>	\$3466	<b>\$4853</b>	\$3618	<b>\$5065</b>
Wood Veneer	\$5445	<b>\$7624</b>	\$5602	<b>\$7843</b>	\$5085	<b>\$7120</b>	\$5240	<b>\$7336</b>

**Beveled Wood Edge**

Grade 1 Laminate	\$3796	<b>\$5315</b>	N.A.	<b>N.A.</b>	\$3436	<b>\$4811</b>	N.A.	<b>N.A.</b>
Grade 2 Laminate	\$3909	<b>\$5473</b>	N.A.	<b>N.A.</b>	\$3549	<b>\$4969</b>	N.A.	<b>N.A.</b>
Wood Veneer	\$5528	<b>\$7740</b>	N.A.	<b>N.A.</b>	\$5168	<b>\$7236</b>	N.A.	<b>N.A.</b>

**Knife Wood Edge or Waterfall Wood Edge**

Grade 1 Laminate	\$4004	<b>\$5606</b>	N.A.	<b>N.A.</b>	\$3644	<b>\$5102</b>	N.A.	<b>N.A.</b>
Grade 2 Laminate	\$4117	<b>\$5764</b>	N.A.	<b>N.A.</b>	\$3757	<b>\$5260</b>	N.A.	<b>N.A.</b>
Wood Veneer	\$5736	<b>\$8031</b>	N.A.	<b>N.A.</b>	\$5376	<b>\$7527</b>	N.A.	<b>N.A.</b>

## 96"L x 48"W

► Master Class, pages 116, 178

► Product weights, page 382

## Standard Includes

- Height: 29"H
- Top: Laminate or straight-grain wood veneer surface on 1.25" particle board core or 1.25" particle board core with 0.75"-perimeter skirting
- Edge on 1.25"-thick top: self-edge laminate, flat vinyl (black), convex vinyl, self-edge wood veneer, or solid wood convex, beveled, knife, or waterfall edge
- Edge on 2"-thick top: self-edge laminate, convex vinyl (black), self-edge wood veneer, or solid wood convex edge
- Two 32" T-bases:
  - 3"-diameter columns: extruded aluminum with powder coat color
  - 4"W low-profile base feet with radius edges: cast aluminum with powder coat color
  - 5.5"L toe pads, if selected: cast aluminum with powder coat color
- *Tip: Toe pads add 1" to base dimension.*
- 19" cast aluminum technology spider ► page 146
- Concealed leveling glides: non-marring, black plastic
- Threaded inserts in underside of top for end-to-end ganging
  - Order bar ganger package separately, page 216.
- Shipped K.D.

## Required to Specify

- Product number
- Powder coat color number and name for each base element—column, base feet, and toe pads, if selected
- Laminate or wood color number and name for top
- Edge selection for 1.25"-thick top:
  - Self-edge laminate or wood veneer to match top
  - Flat vinyl edge: black only
  - Convex vinyl edge: colors at right
  - Solid wood convex, beveled, knife, or waterfall edge
- Edge selection for 2"-thick top:
  - Self-edge laminate or wood veneer to match top
  - Convex vinyl edge: black only
  - Solid wood convex edge

- Vinyl color number and name for convex vinyl edge on 1.25"-thick top, if selected: 6690 Black, 6691 Warm White, 6692 Smoke, or 6693 Woodrose
- Wood color number and name for wood edge, if selected  
*Exception: Wood edge will match the surface of a wood veneer top, so no color specification is needed.*  
*Tip: If you specify a wood edge on a top with wood grain laminate, the edge and top may not match.*
- Options: if selected (see list)
  - Surface Materials, page 126

## Options

## Polished Aluminum columns, base feet, and/or toe pads

If you specify Polished Aluminum on these components, add the following upcharge.

- Columns: +\$45 U.S. **+\$63 Canada**
  - Base feet: +\$100 U.S. **+\$140 Canada**
  - Toe pads: +\$40 U.S. **+\$56 Canada**
- Specify "with Polished Aluminum columns (base feet, and/or toe pads)."

- Grain-matched veneer\* ► page 120
- Stain-to-match ► page 121
- Grommets\* ► page 132
- Spheres\* ► page 134

## Accessories

- Bar ganger package ► page 216
- Flex ganger package ► page 216
- Interport\* ► page 136



\* Send us a drawing

## With Toe Pads



1.25"-thick top

**456947**  
 U.S. **Canada**


2"-thick top

**646947**  
 U.S. **Canada**

## Without Toe Pads



1.25"-thick top

**456937**  
 U.S. **Canada**


2"-thick top

**646937**  
 U.S. **Canada**

## Self Edge, Flat Vinyl Edge, or Convex Vinyl Edge

Grade 1 Laminate	\$1507	<b>\$2110</b>	\$1633	<b>\$2286</b>	\$1267	<b>\$1774</b>	\$1393	<b>\$1950</b>
Grade 2 Laminate	\$1609	<b>\$2253</b>	\$1738	<b>\$2433</b>	\$1371	<b>\$1920</b>	\$1496	<b>\$2094</b>
Wood Veneer	\$2498	<b>\$3497</b>	\$2602	<b>\$3643</b>	\$2277	<b>\$3188</b>	\$2361	<b>\$3305</b>

## Convex Wood Edge

Grade 1 Laminate	\$2294	<b>\$3212</b>	\$2412	<b>\$3377</b>	\$2052	<b>\$2873</b>	\$2170	<b>\$3038</b>
Grade 2 Laminate	\$2396	<b>\$3355</b>	\$2517	<b>\$3524</b>	\$2156	<b>\$3019</b>	\$2273	<b>\$3182</b>
Wood Veneer	\$3285	<b>\$4599</b>	\$3381	<b>\$4734</b>	\$3062	<b>\$4287</b>	\$3138	<b>\$4393</b>

## Beveled Wood Edge

Grade 1 Laminate	\$2344	<b>\$3282</b>	N.A.	<b>N.A.</b>	\$2103	<b>\$2944</b>	N.A.	<b>N.A.</b>
Grade 2 Laminate	\$2446	<b>\$3425</b>	N.A.	<b>N.A.</b>	\$2207	<b>\$3090</b>	N.A.	<b>N.A.</b>
Wood Veneer	\$3335	<b>\$4669</b>	N.A.	<b>N.A.</b>	\$3113	<b>\$4358</b>	N.A.	<b>N.A.</b>

## Knife Wood Edge or Waterfall Wood Edge

Grade 1 Laminate	\$2467	<b>\$3454</b>	N.A.	<b>N.A.</b>	\$2227	<b>\$3118</b>	N.A.	<b>N.A.</b>
Grade 2 Laminate	\$2569	<b>\$3597</b>	N.A.	<b>N.A.</b>	\$2331	<b>\$3264</b>	N.A.	<b>N.A.</b>
Wood Veneer	\$3458	<b>\$4841</b>	N.A.	<b>N.A.</b>	\$3237	<b>\$4532</b>	N.A.	<b>N.A.</b>

108"L x 48"W

- Master Class, pages 116, 178
- Product weights, page 382

**Standard Includes**

- Height: 29"H
- Top: Laminate or straight-grain wood veneer surface on 1.25" particle board core or 1.25" particle board core with 0.75"-perimeter skirting
- Edge on 1.25"-thick top: self-edge laminate, flat vinyl (black), convex vinyl, self-edge wood veneer, or solid wood convex, beveled, knife, or waterfall edge
- Edge on 2"-thick top: self-edge laminate, convex vinyl (black), self-edge wood veneer, or solid wood convex edge
- Three 32" T-bases:
  - 3"-diameter columns: extruded aluminum with powder coat color
  - 4"W low-profile base feet with radius edges: cast aluminum with powder coat color
  - 5.5"L toe pads, if selected: cast aluminum with powder coat color
- *Tip: Toe pads add 1" to base dimension.*
- 19" cast aluminum technology spider ► page 146
- Concealed leveling glides: non-marring, black plastic
- Threaded inserts in underside of top for end-to-end ganging ► Order bar ganger package separately, page 216.
- Shipped K.D.

**Required to Specify**

- Product number
- Powder coat color number and name for each base element—column, base feet, and toe pads, if selected
- Laminate or wood color number and name for top
- Edge selection for 1.25"-thick top:
  - Self-edge laminate or wood veneer to match top
  - Flat vinyl edge: black only
  - Convex vinyl edge: colors at right
  - Solid wood convex, beveled, knife, or waterfall edge
- Edge selection for 2"-thick top:
  - Self-edge laminate or wood veneer to match top
  - Convex vinyl edge: black only
  - Solid wood convex edge

- Vinyl color number and name for convex vinyl edge on 1.25"-thick top, if selected: 6690 Black, 6691 Warm White, 6692 Smoke, or 6693 Woodrose
- Wood color number and name for wood edge, if selected  
*Exception: Wood edge will match the surface of a wood veneer top, so no color specification is needed.*  
*Tip: If you specify a wood edge on a top with wood grain laminate, the edge and top may not match.*
- Options: if selected (see list)
  - **Surface Materials**, page 126

**Options****Polished Aluminum columns, base feet, and/or toe pads**

If you specify Polished Aluminum on these components, add the following upcharge.

- Columns: +\$53 U.S. **+\$74 Canada**
- Base feet: +\$150 U.S. **+\$210 Canada**
- Toe pads: +\$60 U.S. **+\$84 Canada**
- Specify "with Polished Aluminum columns (base feet, and/or toe pads)."
- **Grain-matched veneer\*** ► page 120
- **Stain-to-match** ► page 121
- **Grommets\*** ► page 132
- **Spheres\*** ► page 134

**Accessories**

- **Bar ganger package** ► page 216
- **Flex ganger package** ► page 216
- **Interport\*** ► page 136



\* Send us a drawing

**With Toe Pads**

1.25"-thick top

**457947**U.S. **Canada**

2"-thick top

**647947**U.S. **Canada****Without Toe Pads**

1.25"-thick top

**457937**U.S. **Canada**

2"-thick top

**647937**U.S. **Canada****Self Edge, Flat Vinyl Edge, or Convex Vinyl Edge**

Grade 1 Laminate	\$2294	<b>\$3212</b>	\$2454	<b>\$3436</b>	\$1934	<b>\$2708</b>	\$2094	<b>\$2932</b>
Grade 2 Laminate	\$2410	<b>\$3374</b>	\$2570	<b>\$3598</b>	\$2050	<b>\$2870</b>	\$2210	<b>\$3094</b>
Wood Veneer	\$3999	<b>\$5599</b>	\$4129	<b>\$5781</b>	\$3639	<b>\$5095</b>	\$3769	<b>\$5277</b>

**Convex Wood Edge**

Grade 1 Laminate	\$3619	<b>\$5067</b>	\$3828	<b>\$5360</b>	\$3261	<b>\$4566</b>	\$3468	<b>\$4856</b>
Grade 2 Laminate	\$3735	<b>\$5229</b>	\$3944	<b>\$5522</b>	\$3377	<b>\$4728</b>	\$3584	<b>\$5018</b>
Wood Veneer	\$5324	<b>\$7454</b>	\$5503	<b>\$7705</b>	\$4966	<b>\$6953</b>	\$5143	<b>\$7201</b>

**Beveled Wood Edge**

Grade 1 Laminate	\$3780	<b>\$5292</b>	N.A.	<b>N.A.</b>	\$3420	<b>\$4788</b>	N.A.	<b>N.A.</b>
Grade 2 Laminate	\$3896	<b>\$5454</b>	N.A.	<b>N.A.</b>	\$3536	<b>\$4950</b>	N.A.	<b>N.A.</b>
Wood Veneer	\$5485	<b>\$7679</b>	N.A.	<b>N.A.</b>	\$5125	<b>\$7175</b>	N.A.	<b>N.A.</b>

**Knife Wood Edge or Waterfall Wood Edge**

Grade 1 Laminate	\$3985	<b>\$5579</b>	N.A.	<b>N.A.</b>	\$3625	<b>\$5075</b>	N.A.	<b>N.A.</b>
Grade 2 Laminate	\$4101	<b>\$5741</b>	N.A.	<b>N.A.</b>	\$3741	<b>\$5237</b>	N.A.	<b>N.A.</b>
Wood Veneer	\$5690	<b>\$7966</b>	N.A.	<b>N.A.</b>	\$5330	<b>\$7462</b>	N.A.	<b>N.A.</b>

## 10'L x 48"W

► Master Class, pages 116, 178

► Product weights, page 382

### Standard Includes

- Height: 29"H
- Top: Laminate or straight-grain or wood veneer surface on 1.25" particle board core or 1.25" particle board core with 0.75"-perimeter skirting  
*Tip: Tops that are 12'L or less ship in one piece. Sectioned tops with Tite-Joint fasteners for assembly on site are available as an option.*
- Edge on 1.25"-thick top: self-edge laminate, flat vinyl (black), convex vinyl, self-edge wood veneer, or solid wood convex, beveled, knife, or waterfall edge
- Edge on 2"-thick top: self-edge laminate, convex vinyl (black), self-edge wood veneer, or solid wood convex edge
- Three 32" T-bases:
  - 3"-diameter columns: extruded aluminum with powder coat color
  - 4"W low-profile base feet with radius edges: cast aluminum with powder coat color
  - 5.5"L toe pads, if selected: cast aluminum with powder coat color*Tip: Toe pads add 1" to base dimension.*
- 19" cast aluminum technology spider ► page 146
- Concealed leveling glides: non-marring, black plastic
- Threaded inserts in underside of top for end-to-end ganging  
► Order bar ganger package separately, page 216.
- Shipped K.D.

### Required to Specify

- Product number
- Powder coat color number and name for each base element—column, base feet, and toe pads, if selected
- Laminate or wood color number and name for top
- Edge selection for 1.25"-thick top:
  - Self-edge laminate or wood veneer to match top
  - Flat vinyl edge: black only
  - Convex vinyl edge: colors at right
  - Solid wood convex, beveled, knife, or waterfall edge

- Edge selection for 2"-thick top:
  - Self-edge laminate or wood veneer to match top
  - Convex vinyl edge: black only
  - Solid wood convex edge
- Vinyl color number and name for convex vinyl edge on 1.25"-thick top, if selected: 6690 Black, 6691 Warm White, 6692 Smoke, or 6693 Woodrose
- Wood color number and name for wood edge, if selected  
*Exception: Wood edge will match the surface of a wood veneer top, so no color specification is needed.*  
*Tip: If you specify a wood edge on a top with wood grain laminate, the edge and top may not match.*
- Options: if selected (see list)  
► Surface Materials, page 126

### Options

#### Polished Aluminum columns, base feet, and/or toe pads

If you specify Polished Aluminum on these components, add the following upcharge.

- Columns: +\$53 U.S. **+\$74 Canada**
- Base feet: +\$150 U.S. **+\$210 Canada**
- Toe pads: +\$60 U.S. **+\$84 Canada**  
Specify "with Polished Aluminum columns (base feet, and/or toe pads)."
- Grain-matched veneer\* ► page 120
- Stain-to-match ► page 121
- Sectioned top ► page 117
- Grommets\* ► page 132
- Spheres\* ► page 134

### Accessories

- Bar ganger package ► page 216
- Flex ganger package ► page 216
- Interport\* ► page 136



\* Send us a drawing

### With Toe Pads



1.25"-thick top

**458947**  
U.S. **Canada**



2"-thick top

**648947**  
U.S. **Canada**

### Without Toe Pads



1.25"-thick top

**458937**  
U.S. **Canada**



2"-thick top

**648937**  
U.S. **Canada**

### Self Edge, Flat Vinyl Edge, or Convex Vinyl Edge

Grade 1 Laminate	\$2330	<b>\$3262</b>	\$2503	<b>\$3504</b>	\$1970	<b>\$2758</b>	\$2143	<b>\$3000</b>
Grade 2 Laminate	\$2459	<b>\$3443</b>	\$2632	<b>\$3685</b>	\$2099	<b>\$2939</b>	\$2272	<b>\$3181</b>
Wood Veneer	\$4109	<b>\$5753</b>	\$4242	<b>\$5939</b>	\$3749	<b>\$5249</b>	\$3882	<b>\$5435</b>

### Convex Wood Edge

Grade 1 Laminate	\$3774	<b>\$5284</b>	\$3930	<b>\$5502</b>	\$3414	<b>\$4780</b>	\$3570	<b>\$4998</b>
Grade 2 Laminate	\$3903	<b>\$5465</b>	\$4059	<b>\$5683</b>	\$3543	<b>\$4961</b>	\$3699	<b>\$5179</b>
Wood Veneer	\$5553	<b>\$7775</b>	\$5669	<b>\$7937</b>	\$5193	<b>\$7271</b>	\$5309	<b>\$7433</b>

### Beveled Wood Edge

Grade 1 Laminate	\$3878	<b>\$5429</b>	N.A.	<b>N.A.</b>	\$3518	<b>\$4925</b>	N.A.	<b>N.A.</b>
Grade 2 Laminate	\$4007	<b>\$5610</b>	N.A.	<b>N.A.</b>	\$3647	<b>\$5106</b>	N.A.	<b>N.A.</b>
Wood Veneer	\$5657	<b>\$7920</b>	N.A.	<b>N.A.</b>	\$5297	<b>\$7416</b>	N.A.	<b>N.A.</b>

### Knife Wood Edge or Waterfall Wood Edge

Grade 1 Laminate	\$4093	<b>\$5730</b>	N.A.	<b>N.A.</b>	\$3733	<b>\$5226</b>	N.A.	<b>N.A.</b>
Grade 2 Laminate	\$4222	<b>\$5911</b>	N.A.	<b>N.A.</b>	\$3862	<b>\$5407</b>	N.A.	<b>N.A.</b>
Wood Veneer	\$5872	<b>\$8221</b>	N.A.	<b>N.A.</b>	\$5512	<b>\$7717</b>	N.A.	<b>N.A.</b>



## 12'L x 48"W

- Master Class, pages 116, 178
- Product weights, page 382

**Standard Includes**

- Height: 29"H
- Top: Laminate or straight-grain wood veneer surface on 1.25" particle board core or 1.25" particle board core with 0.75"-perimeter skirting  
*Tip: Tops that are 12'L or less ship in one piece. Sectioned tops with Tite-Joint fasteners for assembly on site are available as an option.*
- Edge on 1.25"-thick top: self-edge laminate, flat vinyl (black), convex vinyl, self-edge wood veneer, or solid wood convex, beveled, knife, or waterfall edge
- Edge on 2"-thick top: self-edge laminate, convex vinyl (black), self-edge wood veneer, or solid wood convex edge
- Three 32" T-bases:
  - 3"-diameter columns: extruded aluminum with powder coat color
  - 4"W low-profile base feet with radius edges: cast aluminum with powder coat color
  - 5.5"L toe pads, if selected: cast aluminum with powder coat color*Tip: Toe pads add 1" to base dimension.*
- 19" cast aluminum technology spider ► page 146
- Concealed leveling glides: non-marring, black plastic
- Threaded inserts in underside of top for end-to-end ganging  
► Order bar ganger package separately, page 216.
- Shipped K.D.

**Required to Specify**

- Product number
- Powder coat color number and name for each base element—column, base feet, and toe pads, if selected
- Laminate or wood color number and name for top
- Edge selection for 1.25"-thick top:
  - Self-edge laminate or wood veneer to match top
  - Flat vinyl edge: black only
  - Convex vinyl edge: colors at right
  - Solid wood convex, beveled, knife, or waterfall edge

- Edge selection for 2"-thick top:
  - Self-edge laminate or wood veneer to match top
  - Convex vinyl edge: black only
  - Solid wood convex edge
- Vinyl color number and name for convex vinyl edge on 1.25"-thick top, if selected: 6690 Black, 6691 Warm White, 6692 Smoke, or 6693 Woodrose
- Wood color number and name for wood edge, if selected  
*Exception: Wood edge will match the surface of a wood veneer top, so no color specification is needed.*  
*Tip: If you specify a wood edge on a top with wood grain laminate, the edge and top may not match.*
- Options: if selected (see list)  
► *Surface Materials*, page 126

**Options****Polished Aluminum columns, base feet, and/or toe pads**

If you specify Polished Aluminum on these components, add the following upcharge.

- Columns: +\$53 U.S. **+\$74 Canada**
- Base feet: +\$150 U.S. **+\$210 Canada**
- Toe pads: +\$60 U.S. **+\$84 Canada**  
Specify "with Polished Aluminum columns (base feet, and/or toe pads)."
- Grain-matched veneer\* ► page 120
- Stain-to-match ► page 121
- Sectioned top ► page 117
- Grommets\* ► page 132
- Spheres\* ► page 134

**Accessories**

- Bar ganger package ► page 216
- Flex ganger package ► page 216
- Interport\* ► page 136



\* Send us a drawing

**With Toe Pads**

1.25"-thick top

**459947**

U.S. **Canada**



2"-thick top

**649947**

U.S. **Canada**

**Without Toe Pads**

1.25"-thick top

**459937**

U.S. **Canada**



2"-thick top

**649937**

U.S. **Canada**

**Self Edge, Flat Vinyl Edge, or Convex Vinyl Edge**

Grade 1 Laminate	\$2460	<b>\$ 3444</b>	\$2652	<b>\$ 3713</b>	\$2100	<b>\$ 2940</b>	\$2292	<b>\$3209</b>
Grade 2 Laminate	\$2616	<b>\$ 3662</b>	\$2808	<b>\$ 3931</b>	\$2256	<b>\$ 3158</b>	\$2448	<b>\$3427</b>
Wood Veneer	\$5032	<b>\$ 7045</b>	\$5206	<b>\$ 7289</b>	\$4672	<b>\$ 6541</b>	\$4846	<b>\$6785</b>

**Convex Wood Edge**

Grade 1 Laminate	\$4572	<b>\$ 6401</b>	\$4753	<b>\$ 6654</b>	\$4212	<b>\$ 5897</b>	\$4393	<b>\$6150</b>
Grade 2 Laminate	\$4728	<b>\$ 6619</b>	\$4909	<b>\$ 6872</b>	\$4368	<b>\$ 6115</b>	\$4549	<b>\$6368</b>
Wood Veneer	\$7144	<b>\$10,002</b>	\$7307	<b>\$10,230</b>	\$6784	<b>\$ 9498</b>	\$6947	<b>\$9726</b>

**Beveled Wood Edge**

Grade 1 Laminate	\$4693	<b>\$ 6570</b>	N.A.	<b>N.A.</b>	\$4334	<b>\$ 6068</b>	N.A.	<b>N.A.</b>
Grade 2 Laminate	\$4849	<b>\$ 6788</b>	N.A.	<b>N.A.</b>	\$4490	<b>\$ 6286</b>	N.A.	<b>N.A.</b>
Wood Veneer	\$7265	<b>\$10,171</b>	N.A.	<b>N.A.</b>	\$6906	<b>\$ 9669</b>	N.A.	<b>N.A.</b>

**Knife Wood Edge or Waterfall Wood Edge**

Grade 1 Laminate	\$4980	<b>\$ 6972</b>	N.A.	<b>N.A.</b>	\$4620	<b>\$ 6468</b>	N.A.	<b>N.A.</b>
Grade 2 Laminate	\$5136	<b>\$ 7190</b>	N.A.	<b>N.A.</b>	\$4776	<b>\$ 6686</b>	N.A.	<b>N.A.</b>
Wood Veneer	\$7552	<b>\$10,573</b>	N.A.	<b>N.A.</b>	\$7192	<b>\$10,069</b>	N.A.	<b>N.A.</b>

**72"L x 36"W**

► Master Class, pages 116, 178

► Product weights, page 382

**Standard Includes**

- Height: 29"H
- Top: Laminate or straight-grain or wedge-cut wood veneer surface on 1.25" particle board core or 1.25" particle board core with 0.75"-perimeter skirting
- Edge on 1.25"-thick top: self-edge laminate, convex vinyl, self-edge wood veneer, or solid wood convex or beveled edge
- Edge on 2"-thick top: self-edge laminate, convex vinyl (black), self-edge wood veneer, or solid wood convex edge
- Two 24" T-bases:
  - 3"-diameter columns: extruded aluminum with powder coat color
  - 4"W low-profile base feet with radius edges: cast aluminum with powder coat color
  - 5.5"L toe pads, if selected: cast aluminum with powder coat color
- *Tip: Toe pads add 1" to base dimension.*
- 19" cast aluminum technology spider ► page 146
- Concealed leveling glides: non-marring, black plastic
- Shipped K.D.

**Required to Specify**

- Product number
- Powder coat color number and name for each base element—column, base feet, and toe pads, if selected
- Laminate or wood color number and name for top. Specify straight-grain or wedge-cut veneer.
- Edge selection for 1.25"-thick top:
  - Self-edge laminate or wood veneer to match top
  - Convex vinyl edge: colors at right
  - Solid wood convex or beveled edge
- Edge selection for 2"-thick top:
  - Self-edge laminate or wood veneer to match top
  - Convex vinyl edge: black only
  - Solid wood convex edge

- Vinyl color number and name for convex vinyl edge on 1.25"-thick top, if selected: 6690 Black, 6691 Warm White, 6692 Smoke, or 6693 Woodrose
- Wood color number and name for wood edge, if selected  
*Exception: Wood edge will match the surface of a wood veneer top, so no color specification is needed.*  
*Tip: If you specify a wood edge on a top with wood grain laminate, the edge and top may not match.*
- Options: if selected (see list)  
► *Surface Materials*, page 126

**Options****Polished Aluminum columns, base feet, and/or toe pads**

If you specify Polished Aluminum on these components, add the following upcharge.

- Columns: +\$45 U.S. **+\$63 Canada**
  - Base feet: +\$100 U.S. **+\$140 Canada**
  - Toe pads: +\$40 U.S. **+\$56 Canada**
- Specify "with Polished Aluminum columns (base feet, and/or toe pads)."

- **Stain-to-match** ► page 121
- **Special table height** ► page 129
- **Grommets\*** ► page 132
- **Spheres\*** ► page 134

**Accessories**

- **Stella keyboard support** ► page 217
- **Interport\*** ► page 136



\* Send us a drawing

**With Toe Pads**

1.25"-thick top

**273946**  
U.S. **Canada**

2"-thick top

**673946**  
U.S. **Canada****Without Toe Pads**

1.25"-thick top

**273936**  
U.S. **Canada**

2"-thick top

**673936**  
U.S. **Canada****Self Edge or Convex Vinyl Edge**

Grade 1 Laminate	\$1269	<b>\$1777</b>	\$1446	<b>\$2024</b>	\$1029	<b>\$1441</b>	\$1206	<b>\$1688</b>
Grade 2 Laminate	\$1309	<b>\$1833</b>	\$1505	<b>\$2107</b>	\$1088	<b>\$1524</b>	\$1265	<b>\$1771</b>
Wood Veneer	\$2201	<b>\$3082</b>	\$2328	<b>\$3259</b>	\$1961	<b>\$2746</b>	\$2088	<b>\$2923</b>
Wedge-Cut Veneer	\$3403	<b>\$4765</b>	\$3615	<b>\$5061</b>	\$3163	<b>\$4429</b>	\$3374	<b>\$4723</b>

**Convex Wood Edge**

Grade 1 Laminate	\$2229	<b>\$3121</b>	\$2457	<b>\$3439</b>	\$1989	<b>\$2785</b>	\$2217	<b>\$3103</b>
Grade 2 Laminate	\$2269	<b>\$3177</b>	\$2516	<b>\$3522</b>	\$2048	<b>\$2868</b>	\$2276	<b>\$3186</b>
Wood Veneer	\$3161	<b>\$4426</b>	\$3339	<b>\$4674</b>	\$2921	<b>\$4090</b>	\$3099	<b>\$4338</b>
Wedge-Cut Veneer	\$4363	<b>\$6109</b>	\$4626	<b>\$6476</b>	\$4123	<b>\$5773</b>	\$4385	<b>\$6138</b>

**Beveled Wood Edge**

Grade 1 Laminate	\$2511	<b>\$3516</b>	N.A.	<b>N.A.</b>	\$2271	<b>\$3180</b>	N.A.	<b>N.A.</b>
Grade 2 Laminate	\$2551	<b>\$3572</b>	N.A.	<b>N.A.</b>	\$2330	<b>\$3263</b>	N.A.	<b>N.A.</b>
Wood Veneer	\$3443	<b>\$4821</b>	N.A.	<b>N.A.</b>	\$3203	<b>\$4485</b>	N.A.	<b>N.A.</b>
Wedge-Cut Veneer	\$4645	<b>\$6504</b>	N.A.	<b>N.A.</b>	\$4405	<b>\$6168</b>	N.A.	<b>N.A.</b>

**Knife Wood Edge**

Grade 1 Laminate	\$3435	<b>\$4809</b>	N.A.	<b>N.A.</b>	\$3195	<b>\$4473</b>	N.A.	<b>N.A.</b>
Grade 2 Laminate	\$3494	<b>\$4892</b>	N.A.	<b>N.A.</b>	\$3254	<b>\$4556</b>	N.A.	<b>N.A.</b>
Wood Veneer	\$4367	<b>\$6114</b>	N.A.	<b>N.A.</b>	\$4127	<b>\$5778</b>	N.A.	<b>N.A.</b>
Wedge-Cut Veneer	\$5569	<b>\$7797</b>	N.A.	<b>N.A.</b>	\$5329	<b>\$7461</b>	N.A.	<b>N.A.</b>



96"L x 48"W

- Master Class, pages 116, 178
- Product weights, page 382

#### Standard Includes

- Height: 29"H
- Top: Laminate or straight-grain or wedge-cut wood veneer surface on 1.25" particle board core or 1.25" particle board core with 0.75"-perimeter skirting
- Edge on 1.25"-thick top: self-edge laminate, convex vinyl, self-edge wood veneer, or solid wood convex, beveled, or knife edge
- Edge on 2"-thick top: self-edge laminate, convex vinyl (black), self-edge wood veneer, or solid wood convex edge
- Two 32" T-bases:
  - 3"-diameter columns: extruded aluminum with powder coat color
  - 4"W low-profile base feet with radius edges: cast aluminum with powder coat color
  - 5.5"L toe pads, if selected: cast aluminum with powder coat color
- *Tip: Toe pads add 1" to base dimension.*
- 19" cast aluminum technology spider ► page 146
- Concealed leveling glides: non-marring, black plastic
- Shipped K.D.

#### Required to Specify

- Product number
- Powder coat color number and name for each base element—column, base feet, and toe pads, if selected
- Laminate or wood color number and name for top. Specify straight-grain or wedge-cut veneer.
- Edge selection for 1.25"-thick top:
  - Self-edge laminate or wood veneer to match top
  - Convex vinyl edge: colors at right
  - Solid wood convex, beveled, or knife edge
- Edge selection for 2"-thick top:
  - Self-edge laminate or wood veneer to match top
  - Convex vinyl edge: black only
  - Solid wood convex edge

- Vinyl color number and name for convex vinyl edge on 1.25"-thick top, if selected: 6690 Black, 6691 Warm White, 6692 Smoke, or 6693 Woodrose
- Wood color number and name for wood edge, if selected  
*Exception: Wood edge will match the surface of a wood veneer top, so no color specification is needed.*  
*Tip: If you specify a wood edge on a top with wood grain laminate, the edge and top may not match.*
- Options: if selected (see list)  
► *Surface Materials*, page 126

#### Options

##### Polished Aluminum columns, base feet, and/or toe pads

If you specify Polished Aluminum on these components, add the following upcharge.

- Columns: +\$45 U.S. **+\$63 Canada**
- Base feet: +\$100 U.S. **+\$140 Canada**
- Toe pads: +\$40 U.S. **+\$56 Canada**  
Specify "with Polished Aluminum columns (base feet, and/or toe pads)."
- **Stain-to-match** ► page 121
- **Special table height** ► page 129
- **Grommets\*** ► page 132
- **Spheres\*** ► page 134

#### Accessories

- **Stella keyboard support** ► page 217
- **Interport\*** ► page 136



\* Send us a drawing

#### With Toe Pads



1.25"-thick top

**275947**  
U.S. **Canada**



2"-thick top

**675947**  
U.S. **Canada**

#### Without Toe Pads



1.25"-thick top

**275937**  
U.S. **Canada**



2"-thick top

**675937**  
U.S. **Canada**

#### Self Edge or Convex Vinyl Edge

Grade 1 Laminate	\$1591	<b>\$2227</b>	\$1757	<b>\$2460</b>	\$1351	<b>\$1891</b>	\$1517	<b>\$2124</b>
Grade 2 Laminate	\$1695	<b>\$2373</b>	\$1861	<b>\$2606</b>	\$1455	<b>\$2037</b>	\$1621	<b>\$2270</b>
Wood Veneer	\$2937	<b>\$4111</b>	\$3041	<b>\$4258</b>	\$2697	<b>\$3775</b>	\$2800	<b>\$3920</b>
Wedge-Cut Veneer	\$4733	<b>\$6626</b>	\$4895	<b>\$6853</b>	\$4493	<b>\$6290</b>	\$4654	<b>\$6516</b>

#### Convex Wood Edge

Grade 1 Laminate	\$3030	<b>\$4242</b>	\$3275	<b>\$4585</b>	\$2790	<b>\$3906</b>	\$3034	<b>\$4248</b>
Grade 2 Laminate	\$3134	<b>\$4388</b>	\$3379	<b>\$4731</b>	\$2894	<b>\$4052</b>	\$3138	<b>\$4394</b>
Wood Veneer	\$4376	<b>\$6126</b>	\$4559	<b>\$6383</b>	\$4136	<b>\$5790</b>	\$4317	<b>\$6044</b>
Wedge-Cut Veneer	\$6172	<b>\$8641</b>	\$6413	<b>\$8978</b>	\$5932	<b>\$8305</b>	\$6171	<b>\$8640</b>

#### Beveled Wood Edge

Grade 1 Laminate	\$3384	<b>\$4737</b>	N.A.	<b>N.A.</b>	\$3144	<b>\$4401</b>	N.A.	<b>N.A.</b>
Grade 2 Laminate	\$3488	<b>\$4883</b>	N.A.	<b>N.A.</b>	\$3248	<b>\$4547</b>	N.A.	<b>N.A.</b>
Wood Veneer	\$4730	<b>\$6621</b>	N.A.	<b>N.A.</b>	\$4490	<b>\$6285</b>	N.A.	<b>N.A.</b>
Wedge-Cut Veneer	\$6526	<b>\$9136</b>	N.A.	<b>N.A.</b>	\$6286	<b>\$8800</b>	N.A.	<b>N.A.</b>

#### Knife Wood Edge

Grade 1 Laminate	\$3759	<b>\$5262</b>	N.A.	<b>N.A.</b>	\$3519	<b>\$4926</b>	N.A.	<b>N.A.</b>
Grade 2 Laminate	\$3863	<b>\$5408</b>	N.A.	<b>N.A.</b>	\$3623	<b>\$5072</b>	N.A.	<b>N.A.</b>
Wood Veneer	\$5105	<b>\$7146</b>	N.A.	<b>N.A.</b>	\$4865	<b>\$6810</b>	N.A.	<b>N.A.</b>
Wedge-Cut Veneer	\$6901	<b>\$9661</b>	N.A.	<b>N.A.</b>	\$6661	<b>\$9325</b>	N.A.	<b>N.A.</b>

## 10'L x 48"W

► Master Class, pages 116, 178

► Product weights, page 382

**Standard Includes**

- Height: 29"H
- Top: Laminate or straight-grain or wedge-cut wood veneer surface on 1.25" particle board core or 1.25" particle board core with 0.75"-perimeter skirting  
*Tip: Tops that are 12'L or less ship in one piece. Sectioned tops with Tite-Joint fasteners for assembly on site are available as an option.*
- Edge on 1.25"-thick top: self-edge laminate, convex vinyl, self-edge wood veneer, or solid wood convex, beveled, or knife edge
- Edge on 2"-thick top: self-edge laminate, convex vinyl (black), self-edge wood veneer, or solid wood convex edge
- Three 32" T-bases:
  - 3"-diameter columns: extruded aluminum with powder coat color
  - 4"W low-profile base feet with radius edges: cast aluminum with powder coat color
  - 5.5"L toe pads, if selected: cast aluminum with powder coat color*Tip: Toe pads add 1" to base dimension.*
- 19" cast aluminum technology spider ► page 146
- Concealed leveling glides: non-marring, black plastic
- Shipped K.D.

**Required to Specify**

- Product number
- Powder coat color number and name for each base element—column, base feet, and toe pads, if selected
- Laminate or wood color number and name for top. Specify straight-grain or wedge-cut veneer.
- Edge selection for 1.25"-thick top:
  - Self-edge laminate or wood veneer to match top
  - Convex vinyl edge: colors at right
  - Solid wood convex, beveled, or knife edge

- Edge selection for 2"-thick top:
  - Self-edge laminate or wood veneer to match top
  - Convex vinyl edge: black only
  - Solid wood convex edge
- Vinyl color number and name for convex vinyl edge on 1.25"-thick top, if selected: 6690 Black, 6691 Warm White, 6692 Smoke, or 6693 Woodrose
- Wood color number and name for wood edge, if selected  
*Exception: Wood edge will match the surface of a wood veneer top, so no color specification is needed.*  
*Tip: If you specify a wood edge on a top with wood grain laminate, the edge and top may not match.*
- Options: if selected (see list)  
► *Surface Materials*, page 126

**Options****Polished Aluminum columns, base feet, and/or toe pads**

If you specify Polished Aluminum on these components, add the following upcharge.

- Columns: +\$53 U.S. **+\$74 Canada**
- Base feet: +\$150 U.S. **+\$210 Canada**
- Toe pads: +\$60 U.S. **+\$84 Canada**  
Specify "with Polished Aluminum columns (base feet, and/or toe pads)."
- **Stain-to-match** ► page 121
- **Sectioned top** ► page 117
- **Grommets\*** ► page 132
- **Spheres\*** ► page 134

**Accessories**

- **Interport\*** ► page 136



\* Send us a drawing

**With Toe Pads**

1.25"-thick top

**276947**  
U.S. **Canada**

2"-thick top

**676947**  
U.S. **Canada****Without Toe Pads**

1.25"-thick top

**276937**  
U.S. **Canada**

2"-thick top

**676937**  
U.S. **Canada****Self Edge or Convex Vinyl Edge**

Grade 1 Laminate	\$2306	<b>\$ 3228</b>	\$2546	<b>\$ 3564</b>	\$1946	<b>\$ 2724</b>	\$2186	<b>\$ 3060</b>
Grade 2 Laminate	\$2435	<b>\$ 3409</b>	\$2675	<b>\$ 3745</b>	\$2075	<b>\$ 2905</b>	\$2315	<b>\$ 3241</b>
Wood Veneer	\$4578	<b>\$ 6409</b>	\$4830	<b>\$ 6762</b>	\$4218	<b>\$ 5905</b>	\$4470	<b>\$ 6258</b>
Wedge-Cut Veneer	\$6147	<b>\$ 8605</b>	\$6352	<b>\$ 8892</b>	\$5787	<b>\$ 8101</b>	\$5992	<b>\$ 8388</b>

**Convex Wood Edge**

Grade 1 Laminate	\$3939	<b>\$ 5514</b>	\$4102	<b>\$ 5742</b>	\$3579	<b>\$ 5010</b>	\$3742	<b>\$ 5238</b>
Grade 2 Laminate	\$4068	<b>\$ 5695</b>	\$4231	<b>\$ 5923</b>	\$3708	<b>\$ 5191</b>	\$3871	<b>\$ 5419</b>
Wood Veneer	\$6211	<b>\$ 8695</b>	\$6386	<b>\$ 8940</b>	\$5851	<b>\$ 8191</b>	\$6026	<b>\$ 8436</b>
Wedge-Cut Veneer	\$7780	<b>\$10,891</b>	\$7908	<b>\$11,070</b>	\$7420	<b>\$10,387</b>	\$7548	<b>\$10,566</b>

**Beveled Wood Edge**

Grade 1 Laminate	\$4454	<b>\$ 6235</b>	N.A.	<b>N.A.</b>	\$4095	<b>\$ 5733</b>	N.A.	<b>N.A.</b>
Grade 2 Laminate	\$4583	<b>\$ 6416</b>	N.A.	<b>N.A.</b>	\$4224	<b>\$ 5914</b>	N.A.	<b>N.A.</b>
Wood Veneer	\$6726	<b>\$ 9416</b>	N.A.	<b>N.A.</b>	\$6367	<b>\$ 8914</b>	N.A.	<b>N.A.</b>
Wedge-Cut Veneer	\$8295	<b>\$11,612</b>	N.A.	<b>N.A.</b>	\$7936	<b>\$11,110</b>	N.A.	<b>N.A.</b>

**Knife Wood Edge**

Grade 1 Laminate	\$5001	<b>\$ 7001</b>	N.A.	<b>N.A.</b>	\$4641	<b>\$ 6497</b>	N.A.	<b>N.A.</b>
Grade 2 Laminate	\$5130	<b>\$ 7182</b>	N.A.	<b>N.A.</b>	\$4770	<b>\$ 6678</b>	N.A.	<b>N.A.</b>
Wood Veneer	\$7273	<b>\$10,182</b>	N.A.	<b>N.A.</b>	\$6913	<b>\$ 9678</b>	N.A.	<b>N.A.</b>
Wedge-Cut Veneer	\$8842	<b>\$12,378</b>	N.A.	<b>N.A.</b>	\$8482	<b>\$11,874</b>	N.A.	<b>N.A.</b>

12'L x 48"W

▶ Master Class, pages 116, 178

▶ Product weights, page 382

### Standard Includes

- Height: 29"H
- Top: Laminate or straight-grain or wedge-cut wood veneer surface on 1.25" particle board core or 1.25" particle board core with 0.75"-perimeter skirting  
*Tip: Tops that are 12'L or less ship in one piece. Sectioned tops with Tite-Joint fasteners for assembly on site are available as an option.*
- Edge on 1.25"-thick top: self-edge laminate, convex vinyl, self-edge wood veneer, or solid wood convex, beveled, or knife edge
- Edge on 2"-thick top: self-edge laminate, convex vinyl (black), self-edge wood veneer, or solid wood convex edge
- Three 32" T-bases:
  - 3"-diameter columns: extruded aluminum with powder coat color
  - 4"W low-profile base feet with radius edges: cast aluminum with powder coat color
  - 5.5"L toe pads, if selected: cast aluminum with powder coat color*Tip: Toe pads add 1" to base dimension.*
- 19" cast aluminum technology spider ▶ page 146
- Concealed leveling glides: non-marring, black plastic
- Shipped K.D.

### Required to Specify

- Product number
- Powder coat color number and name for each base element—column, base feet, and toe pads, if selected
- Laminate or wood color number and name for top. Specify straight-grain or wedge-cut veneer.
- Edge selection for 1.25"-thick top:
  - Self-edge laminate or wood veneer to match top
  - Convex vinyl edge: colors at right
  - Solid wood convex, beveled, or knife edge

- Edge selection for 2"-thick top:
  - Self-edge laminate or wood veneer to match top
  - Convex vinyl edge: black only
  - Solid wood convex edge
- Vinyl color number and name for convex vinyl edge on 1.25"-thick top, if selected: 6690 Black, 6691 Warm White, 6692 Smoke, or 6693 Woodrose
- Wood color number and name for wood edge, if selected  
*Exception: Wood edge will match the surface of a wood veneer top, so no color specification is needed.*  
*Tip: If you specify a wood edge on a top with wood grain laminate, the edge and top may not match.*
- Options: if selected (see list)  
▶ *Surface Materials*, page 126

### Options

#### Polished Aluminum columns, base feet, and/or toe pads

If you specify Polished Aluminum on these components, add the following upcharge.

- Columns: +\$53 U.S. **+\$74 Canada**
- Base feet: +\$150 U.S. **+\$210 Canada**
- Toe pads: +\$60 U.S. **+\$84 Canada**  
Specify "with Polished Aluminum columns (base feet, and/or toe pads)."
- **Stain-to-match** ▶ page 121
- **Sectioned top** ▶ page 117
- **Grommets\*** ▶ page 132
- **Spheres\*** ▶ page 134

### Accessories

- **Interport\*** ▶ page 136



\* Send us a drawing

### With Toe Pads



1.25"-thick top

**277947**

U.S. **Canada**



2"-thick top

**677947**

U.S. **Canada**

### Without Toe Pads



1.25"-thick top

**277937**

U.S. **Canada**



2"-thick top

**677937**

U.S. **Canada**

### Self Edge or Convex Vinyl Edge

Grade 1 Laminate	\$ 2500	<b>\$ 3500</b>	\$2796	<b>\$ 3914</b>	\$ 2140	<b>\$ 2996</b>	\$2436	<b>\$ 3410</b>
Grade 2 Laminate	\$ 2656	<b>\$ 3718</b>	\$2952	<b>\$ 4132</b>	\$ 2296	<b>\$ 3214</b>	\$2592	<b>\$ 3628</b>
Wood Veneer	\$ 5502	<b>\$ 7703</b>	\$5707	<b>\$ 7989</b>	\$ 5142	<b>\$ 7199</b>	\$5347	<b>\$ 7485</b>
Wedge-Cut Veneer	\$ 7327	<b>\$10,258</b>	\$7499	<b>\$10,498</b>	\$ 6967	<b>\$ 9754</b>	\$7139	<b>\$ 9994</b>

### Convex Wood Edge

Grade 1 Laminate	\$ 4899	<b>\$ 6859</b>	\$5169	<b>\$ 7236</b>	\$ 4539	<b>\$ 6355</b>	\$4809	<b>\$ 6732</b>
Grade 2 Laminate	\$ 5055	<b>\$ 7077</b>	\$5325	<b>\$ 7454</b>	\$ 4695	<b>\$ 6573</b>	\$4965	<b>\$ 6950</b>
Wood Veneer	\$ 7901	<b>\$11,062</b>	\$8080	<b>\$11,311</b>	\$ 7541	<b>\$10,558</b>	\$7720	<b>\$10,807</b>
Wedge-Cut Veneer	\$ 9726	<b>\$13,617</b>	\$9872	<b>\$13,820</b>	\$ 9366	<b>\$13,113</b>	\$9512	<b>\$13,316</b>

### Beveled Wood Edge

Grade 1 Laminate	\$ 5461	<b>\$ 7645</b>	N.A.	<b>N.A.</b>	\$ 5101	<b>\$ 7141</b>	N.A.	<b>N.A.</b>
Grade 2 Laminate	\$ 5617	<b>\$ 7863</b>	N.A.	<b>N.A.</b>	\$ 5257	<b>\$ 7359</b>	N.A.	<b>N.A.</b>
Wood Veneer	\$ 8463	<b>\$11,848</b>	N.A.	<b>N.A.</b>	\$ 8103	<b>\$11,344</b>	N.A.	<b>N.A.</b>
Wedge-Cut Veneer	\$10,288	<b>\$14,403</b>	N.A.	<b>N.A.</b>	\$ 9928	<b>\$13,899</b>	N.A.	<b>N.A.</b>

### Knife Wood Edge

Grade 1 Laminate	\$ 6177	<b>\$ 8648</b>	N.A.	<b>N.A.</b>	\$ 5818	<b>\$ 8145</b>	N.A.	<b>N.A.</b>
Grade 2 Laminate	\$ 6333	<b>\$ 8866</b>	N.A.	<b>N.A.</b>	\$ 5974	<b>\$ 8363</b>	N.A.	<b>N.A.</b>
Wood Veneer	\$ 9179	<b>\$12,851</b>	N.A.	<b>N.A.</b>	\$ 8820	<b>\$12,348</b>	N.A.	<b>N.A.</b>
Wedge-Cut Veneer	\$11,004	<b>\$15,406</b>	N.A.	<b>N.A.</b>	\$10,645	<b>\$14,903</b>	N.A.	<b>N.A.</b>

### 10'L x 60"W

► Master Class, pages 116, 178

► Product weights, page 382

#### Standard Includes

- Height: 29"H
- Top: Laminate or straight-grain or wedge-cut wood veneer surface on 1.25" particle board core or 1.25" particle board core with 0.75"-perimeter skirting  
*Tip: Tops that are 12'L or less ship in one piece. Sectioned tops with Tite-Joint fasteners for assembly on site are available as an option.*
- Edge on 1.25"-thick top: self-edge laminate, convex vinyl, self-edge wood veneer, or solid wood convex or beveled edge
- Edge on 2"-thick top: self-edge laminate, convex vinyl (black), self-edge wood veneer, or solid wood convex edge
- Four 32" T-bases:
  - 3"-diameter columns: extruded aluminum with powder coat color
  - 4"W low-profile base feet with radius edges: cast aluminum with powder coat color
  - 5.5"L toe pads, if selected: cast aluminum with powder coat color*Tip: Toe pads add 1" to base dimension.*
- 19" cast aluminum technology spider ► page 146
- Concealed leveling glides: non-marring, black plastic
- Shipped K.D.

#### Required to Specify

- Product number
- Powder coat color number and name for each base element—column, base feet, and toe pads, if selected
- Laminate or wood color number and name for top. Specify straight-grain or wedge-cut veneer.
- Edge selection for 1.25"-thick top:
  - Self-edge laminate or wood veneer to match top
  - Convex vinyl edge: colors at right
  - Solid wood convex or beveled edge

- Edge selection for 2"-thick top:
  - Self-edge laminate or wood veneer to match top
  - Convex vinyl edge: black only
  - Solid wood convex edge
- Vinyl color number and name for convex vinyl edge on 1.25"-thick top, if selected: 6690 Black, 6691 Warm White, 6692 Smoke, or 6693 Woodrose
- Wood color number and name for wood edge, if selected  
*Exception: Wood edge will match the surface of a wood veneer top, so no color specification is needed.*  
*Tip: If you specify a wood edge on a top with wood grain laminate, the edge and top may not match.*
- Options: if selected (see list)  
► *Surface Materials*, page 126

#### Options

**Polished Aluminum columns, base feet, and/or toe pads**  
If you specify Polished Aluminum on these components, add the following upcharge.

- Columns: +\$70 U.S. **+\$98 Canada**
- Base feet: +\$200 U.S. **+\$280 Canada**
- Toe pads: +\$80 U.S. **+\$112 Canada**  
Specify "with Polished Aluminum columns (base feet, and/or toe pads)."
- **Stain-to-match** ► page 121
- **Sectioned top** ► page 117
- **Grommets\*** ► page 132
- **Spheres\*** ► page 134

#### Accessories

- **Interport\*** ► page 136



\* Send us a drawing

#### With Toe Pads



1.25"-thick top

**251947**  
U.S. **Canada**



2"-thick top

**651947**  
U.S. **Canada**

#### Without Toe Pads



1.25"-thick top

**251937**  
U.S. **Canada**



2"-thick top

**651937**  
U.S. **Canada**

#### Self Edge or Convex Vinyl Edge

Grade 1 Laminate	\$2979	<b>\$ 4171</b>	\$3282	<b>\$ 4595</b>	\$2499	<b>\$ 3499</b>	\$2802	<b>\$ 3923</b>
Grade 2 Laminate	\$3141	<b>\$ 4398</b>	\$3444	<b>\$ 4822</b>	\$2661	<b>\$ 3726</b>	\$2964	<b>\$ 4150</b>
Wood Veneer	\$5295	<b>\$ 7413</b>	\$5562	<b>\$ 7787</b>	\$4815	<b>\$ 6741</b>	\$5088	<b>\$ 7123</b>
Wedge-Cut Veneer	\$6971	<b>\$ 9760</b>	\$7189	<b>\$10,065</b>	\$6491	<b>\$ 9088</b>	\$6710	<b>\$ 9394</b>

#### Convex Wood Edge

Grade 1 Laminate	\$4880	<b>\$ 6832</b>	\$5101	<b>\$ 7142</b>	\$4400	<b>\$ 6160</b>	\$4621	<b>\$ 6470</b>
Grade 2 Laminate	\$5042	<b>\$ 7059</b>	\$5263	<b>\$ 7369</b>	\$4562	<b>\$ 6387</b>	\$4783	<b>\$ 6697</b>
Wood Veneer	\$7196	<b>\$10,074</b>	\$7381	<b>\$10,334</b>	\$6716	<b>\$ 9402</b>	\$6907	<b>\$ 9670</b>
Wedge-Cut Veneer	\$8872	<b>\$12,421</b>	\$9008	<b>\$12,612</b>	\$8392	<b>\$11,749</b>	\$8529	<b>\$11,941</b>

#### Beveled Wood Edge

Grade 1 Laminate	\$5513	<b>\$ 7719</b>	N.A.	<b>N.A.</b>	\$5033	<b>\$ 7047</b>	N.A.	<b>N.A.</b>
Grade 2 Laminate	\$5675	<b>\$ 7946</b>	N.A.	<b>N.A.</b>	\$5195	<b>\$ 7274</b>	N.A.	<b>N.A.</b>
Wood Veneer	\$7829	<b>\$10,961</b>	N.A.	<b>N.A.</b>	\$7349	<b>\$10,289</b>	N.A.	<b>N.A.</b>
Wedge-Cut Veneer	\$9505	<b>\$13,308</b>	N.A.	<b>N.A.</b>	\$9025	<b>\$12,636</b>	N.A.	<b>N.A.</b>

## 12'L x 60"W

- Master Class, pages 116, 178
- Product weights, page 382

**Standard Includes**

- Height: 29"H
- Top: Laminate or straight-grain or wedge-cut wood veneer surface on 1.25" particle board core or 1.25" particle board core with 0.75"-perimeter skirting  
*Tip: Tops that are 12'L or less ship in one piece. Sectioned tops with Tite-Joint fasteners for assembly on site are available as an option.*
- Edge on 1.25"-thick top: self-edge laminate, convex vinyl, self-edge wood veneer, or solid wood convex or beveled edge
- Edge on 2"-thick top: self-edge laminate, convex vinyl (black), self-edge wood veneer, or solid wood convex edge
- Four 32" T-bases:
  - 3"-diameter columns: extruded aluminum with powder coat color
  - 4"W low-profile base feet with radius edges: cast aluminum with powder coat color
  - 5.5"L toe pads, if selected: cast aluminum with powder coat color*Tip: Toe pads add 1" to base dimension.*
- 19" cast aluminum technology spider ► page 146
- Concealed leveling glides: non-marring, black plastic
- Shipped K.D.

**Required to Specify**

- Product number
- Powder coat color number and name for each base element—column, base feet, and toe pads, if selected
- Laminate or wood color number and name for top. Specify straight-grain or wedge-cut veneer.
- Edge selection for 1.25"-thick top:
  - Self-edge laminate or wood veneer to match top
  - Convex vinyl edge: colors at right
  - Solid wood convex or beveled edge

- Edge selection for 2"-thick top:
  - Self-edge laminate or wood veneer to match top
  - Convex vinyl edge: black only
  - Solid wood convex edge
- Vinyl color number and name for convex vinyl edge on 1.25"-thick top, if selected: 6690 Black, 6691 Warm White, 6692 Smoke, or 6693 Woodrose
- Wood color number and name for wood edge, if selected  
*Exception: Wood edge will match the surface of a wood veneer top, so no color specification is needed.*  
*Tip: If you specify a wood edge on a top with wood grain laminate, the edge and top may not match.*
- Options: if selected (see list)  
► *Surface Materials*, page 126

**Options**
**Polished Aluminum columns, base feet, and/or toe pads**

If you specify Polished Aluminum on these components, add the following upcharge.

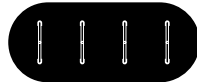
- Columns: +\$70 U.S. **+\$98 Canada**
- Base feet: +\$200 U.S. **+\$280 Canada**
- Toe pads: +\$80 U.S. **+\$112 Canada**  
Specify "with Polished Aluminum columns (base feet, and/or toe pads)."
- **Stain-to-match** ► page 121
- **Sectioned top** ► page 117
- **Grommets\*** ► page 132
- **Spheres\*** ► page 134

**Accessories**

- **Interport\*** ► page 136

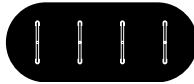


\* Send us a drawing

**With Toe Pads**


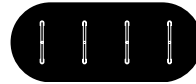
1.25"-thick top

**252947**  
U.S. **Canada**



2"-thick top

**652947**  
U.S. **Canada**

**Without Toe Pads**


1.25"-thick top

**252937**  
U.S. **Canada**



2"-thick top

**652937**  
U.S. **Canada**

**Self Edge or Convex Vinyl Edge**

Grade 1 Laminate	\$ 3156 <b>\$ 4418</b>	\$ 3505 <b>\$ 4907</b>	\$ 2676 <b>\$ 3746</b>	\$ 3025 <b>\$ 4235</b>
Grade 2 Laminate	\$ 3352 <b>\$ 4692</b>	\$ 3701 <b>\$ 5181</b>	\$ 2872 <b>\$ 4020</b>	\$ 3220 <b>\$ 4508</b>
Wood Veneer	\$ 6718 <b>\$ 9405</b>	\$ 6957 <b>\$ 9740</b>	\$ 6238 <b>\$ 8733</b>	\$ 6476 <b>\$ 9066</b>
Wedge-Cut Veneer	\$ 8174 <b>\$11,443</b>	\$ 8487 <b>\$11,882</b>	\$ 7694 <b>\$10,771</b>	\$ 8006 <b>\$11,208</b>

**Convex Wood Edge**

Grade 1 Laminate	\$ 5739 <b>\$ 8034</b>	\$ 6047 <b>\$ 8466</b>	\$ 5259 <b>\$ 7362</b>	\$ 5566 <b>\$ 7792</b>
Grade 2 Laminate	\$ 5935 <b>\$ 8308</b>	\$ 6243 <b>\$ 8740</b>	\$ 5455 <b>\$ 7636</b>	\$ 5761 <b>\$ 8065</b>
Wood Veneer	\$ 9301 <b>\$13,021</b>	\$ 9499 <b>\$13,299</b>	\$ 8821 <b>\$12,349</b>	\$ 9017 <b>\$12,623</b>
Wedge-Cut Veneer	\$10,757 <b>\$15,059</b>	\$11,029 <b>\$15,441</b>	\$10,277 <b>\$14,387</b>	\$10,547 <b>\$14,765</b>

**Beveled Wood Edge**

Grade 1 Laminate	\$ 6589 <b>\$ 9224</b>	N.A. <b>N.A.</b>	\$ 6109 <b>\$ 8552</b>	N.A. <b>N.A.</b>
Grade 2 Laminate	\$ 6785 <b>\$ 9498</b>	N.A. <b>N.A.</b>	\$ 6305 <b>\$ 8826</b>	N.A. <b>N.A.</b>
Wood Veneer	\$10,151 <b>\$14,211</b>	N.A. <b>N.A.</b>	\$ 9671 <b>\$13,539</b>	N.A. <b>N.A.</b>
Wedge-Cut Veneer	\$11,607 <b>\$16,249</b>	N.A. <b>N.A.</b>	\$11,127 <b>\$15,577</b>	N.A. <b>N.A.</b>

## 15'L x 60"W

► Master Class, pages 116, 178

► Product weights, page 382

### Standard Includes

- Height: 29"H
- Top: Laminate or straight-grain or wedge-cut wood veneer surface on 1.25" particle board core or 1.25" particle board core with 0.75"-perimeter skirting  
*Tip: Tops that are over 12'L ship in two pieces with Tite-Joint fasteners for assembly on site.*
- Edge on 1.25"-thick top: self-edge laminate, convex vinyl, self-edge wood veneer, or solid wood convex or beveled edge
- Edge on 2"-thick top: self-edge laminate, convex vinyl (black), self-edge wood veneer, or solid wood convex edge
- Five 32" T-bases:
  - 3"-diameter columns: extruded aluminum with powder coat color
  - 4"W low-profile base feet with radius edges: cast aluminum with powder coat color
  - 5.5"L toe pads, if selected: cast aluminum with powder coat color*Tip: Toe pads add 1" to base dimension.*
- 19" cast aluminum technology spider ► page 146
- Concealed leveling glides: non-marring, black plastic
- Shipped K.D.

### Required to Specify

- Product number
- Powder coat color number and name for each base element—column, base feet, and toe pads, if selected
- Laminate or wood color number and name for top. Specify straight-grain or wedge-cut veneer.
- Edge selection for 1.25"-thick top:
  - Self-edge laminate or wood veneer to match top
  - Convex vinyl edge: colors at right
  - Solid wood convex or beveled edge

- Edge selection for 2"-thick top:
  - Self-edge laminate or wood veneer to match top
  - Convex vinyl edge: black only
  - Solid wood convex edge
- Vinyl color number and name for convex vinyl edge on 1.25"-thick top, if selected: 6690 Black, 6691 Warm White, 6692 Smoke, or 6693 Woodrose
- Wood color number and name for wood edge, if selected  
*Exception: Wood edge will match the surface of a wood veneer top, so no color specification is needed.*  
*Tip: If you specify a wood edge on a top with wood grain laminate, the edge and top may not match.*
- Options: if selected (see list)
  - *Surface Materials*, page 126

### Options

#### Polished Aluminum columns, base feet, and/or toe pads

If you specify Polished Aluminum on these components, add the following upcharge.

- Columns: +\$88 U.S. **+\$123 Canada**
- Base feet: +\$250 U.S. **+\$350 Canada**
- Toe pads: +\$100 U.S. **+\$140 Canada**  
Specify "with Polished Aluminum columns (base feet, and/or toe pads)."

- **Stain-to-match** ► page 121
- **Grommets\*** ► page 132
- **Spheres\*** ► page 134

### Accessories

- **Interport\*** ► page 136



\* Send us a drawing

### With Toe Pads



1.25"-thick top

**253947**  
U.S. **Canada**



2"-thick top

**653947**  
U.S. **Canada**

### Without Toe Pads



1.25"-thick top

**253937**  
U.S. **Canada**



2"-thick top

**653937**  
U.S. **Canada**

### Self Edge or Convex Vinyl Edge

Grade 1 Laminate	\$ 4523	<b>\$ 6332</b>	\$ 5126	<b>\$ 7176</b>	\$ 3923	<b>\$ 5492</b>	\$ 4526	<b>\$ 6336</b>
Grade 2 Laminate	\$ 4767	<b>\$ 6674</b>	\$ 5370	<b>\$ 7518</b>	\$ 4167	<b>\$ 5834</b>	\$ 4770	<b>\$ 6678</b>
Wood Veneer	\$ 7847	<b>\$10,986</b>	\$ 8126	<b>\$11,376</b>	\$ 7247	<b>\$10,146</b>	\$ 7525	<b>\$10,535</b>
Wedge-Cut Veneer	\$ 8890	<b>\$12,446</b>	\$ 9215	<b>\$12,901</b>	\$ 8290	<b>\$11,606</b>	\$ 8615	<b>\$12,061</b>

### Convex Wood Edge

Grade 1 Laminate	\$ 7164	<b>\$10,029</b>	\$ 7603	<b>\$10,644</b>	\$ 6564	<b>\$ 9189</b>	\$ 7003	<b>\$ 9804</b>
Grade 2 Laminate	\$ 7408	<b>\$10,371</b>	\$ 7847	<b>\$10,986</b>	\$ 6808	<b>\$ 9531</b>	\$ 7247	<b>\$10,146</b>
Wood Veneer	\$10,488	<b>\$14,683</b>	\$10,603	<b>\$14,844</b>	\$ 9888	<b>\$13,843</b>	\$10,002	<b>\$14,003</b>
Wedge-Cut Veneer	\$11,531	<b>\$16,143</b>	\$11,692	<b>\$16,369</b>	\$10,931	<b>\$15,303</b>	\$11,092	<b>\$15,529</b>

### Beveled Wood Edge

Grade 1 Laminate	\$ 7906	<b>\$11,068</b>	N.A.	<b>N.A.</b>	\$ 7306	<b>\$10,228</b>	N.A.	<b>N.A.</b>
Grade 2 Laminate	\$ 8150	<b>\$11,410</b>	N.A.	<b>N.A.</b>	\$ 7550	<b>\$10,570</b>	N.A.	<b>N.A.</b>
Wood Veneer	\$11,230	<b>\$15,722</b>	N.A.	<b>N.A.</b>	\$10,630	<b>\$14,882</b>	N.A.	<b>N.A.</b>
Wedge-Cut Veneer	\$12,273	<b>\$17,182</b>	N.A.	<b>N.A.</b>	\$11,673	<b>\$16,342</b>	N.A.	<b>N.A.</b>



18'L x 60"W

▶ Master Class, pages 116, 178

▶ Product weights, page 382

#### Standard Includes

- Height: 29"H
- Top: Laminate or straight-grain or wedge-cut wood veneer surface on 1.25" particle board core or 1.25" particle board core with 0.75"-perimeter skirting  
*Tip: Tops that are over 12'L ship in two pieces with Tite-Joint fasteners for assembly on site.*
- Edge on 1.25"-thick top: self-edge laminate, convex vinyl, self-edge wood veneer, or solid wood convex or beveled edge
- Edge on 2"-thick top: self-edge laminate, convex vinyl (black), self-edge wood veneer, or solid wood convex edge
- Six 32" T-bases:
  - 3"-diameter columns: extruded aluminum with powder coat color
  - 4"W low-profile base feet with radius edges: cast aluminum with powder coat color
  - 5.5"L toe pads, if selected: cast aluminum with powder coat color*Tip: Toe pads add 1" to base dimension.*
- 19" cast aluminum technology spider ▶ page 146
- Concealed leveling glides: non-marring, black plastic
- Shipped K.D.

#### Required to Specify

- Product number
- Powder coat color number and name for each base element—column, base feet, and toe pads, if selected
- Laminate or wood color number and name for top. Specify straight-grain or wedge-cut veneer.
- Edge selection for 1.25"-thick top:
  - Self-edge laminate or wood veneer to match top
  - Convex vinyl edge: colors at right
  - Solid wood convex or beveled edge

- Edge selection for 2"-thick top:
  - Self-edge laminate or wood veneer to match top
  - Convex vinyl edge: black only
  - Solid wood convex edge
- Vinyl color number and name for convex vinyl edge on 1.25"-thick top, if selected: 6690 Black, 6691 Warm White, 6692 Smoke, or 6693 Woodrose
- Wood color number and name for wood edge, if selected  
*Exception: Wood edge will match the surface of a wood veneer top, so no color specification is needed.*  
*Tip: If you specify a wood edge on a top with wood grain laminate, the edge and top may not match.*
- Options: if selected (see list)  
▶ *Surface Materials*, page 126

#### Options

##### Polished Aluminum columns, base feet, and/or toe pads

If you specify Polished Aluminum on these components, add the following upcharge.

- Columns: +\$105 U.S. **+\$147 Canada**
- Base feet: +\$300 U.S. **+\$420 Canada**
- Toe pads: +\$120 U.S. **+\$168 Canada**  
Specify "with Polished Aluminum columns (base feet, and/or toe pads)."
- **Stain-to-match** ▶ page 121
- **Grommets\*** ▶ page 132
- **Spheres\*** ▶ page 134


#### Accessories

- **Interport\*** ▶ page 136



\* Send us a drawing

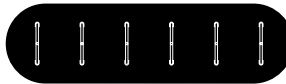
#### With Toe Pads



1.25"-thick top

**254947**

**U.S. Canada**



2"-thick top

**654947**

**U.S. Canada**

#### Self Edge or Convex Vinyl Edge

Grade 1 Laminate	\$ 5769	<b>\$ 8077</b>	\$ 6268	<b>\$ 8775</b>
Grade 2 Laminate	\$ 6062	<b>\$ 8487</b>	\$ 6559	<b>\$ 9182</b>
Wood Veneer	\$10,897	<b>\$15,256</b>	\$11,338	<b>\$15,873</b>
Wedge-Cut Veneer	\$12,045	<b>\$16,863</b>	\$12,533	<b>\$17,546</b>

#### Convex Wood Edge

Grade 1 Laminate	\$ 9521	<b>\$13,330</b>	\$ 9960	<b>\$13,944</b>
Grade 2 Laminate	\$ 9814	<b>\$13,740</b>	\$10,251	<b>\$14,351</b>
Wood Veneer	\$14,649	<b>\$20,509</b>	\$15,030	<b>\$21,042</b>
Wedge-Cut Veneer	\$15,797	<b>\$22,116</b>	\$16,225	<b>\$22,715</b>

#### Beveled Wood Edge

Grade 1 Laminate	\$10,632	<b>\$14,885</b>	N.A.	<b>N.A.</b>
Grade 2 Laminate	\$10,925	<b>\$15,295</b>	N.A.	<b>N.A.</b>
Wood Veneer	\$15,760	<b>\$22,064</b>	N.A.	<b>N.A.</b>
Wedge-Cut Veneer	\$16,908	<b>\$23,671</b>	N.A.	<b>N.A.</b>

**18'L x 60"W**

► Master Class, pages 116, 178

► Product weights, page 382

**Standard Includes**

- Height: 29"H
- Top: Laminate or straight-grain or wedge-cut wood veneer surface on 1.25" particle board core or 1.25" particle board core with 0.75"-perimeter skirting  
*Tip: Tops that are over 12'L ship in two pieces with Tite-Joint fasteners for assembly on site.*
- Edge on 1.25"-thick top: self-edge laminate, convex vinyl (black), self-edge wood veneer, or solid wood convex or beveled edge
- Edge on 2"-thick top: self-edge laminate, convex vinyl, self-edge wood veneer, or solid wood convex edge
- Six 32" T-bases:
  - 3"-diameter columns: extruded aluminum with powder coat color
  - 4"W low-profile base feet with radius edges: cast aluminum with powder coat color
- 19" cast aluminum technology spider ► page 146
- Concealed leveling glides: non-marring, black plastic
- Shipped K.D.

**Required to Specify**

- Product number
- Powder coat color number and name for each base element—column and base feet
- Laminate or wood color number and name for top. Specify straight-grain or wedge-cut veneer.
- Edge selection for 1.25"-thick top:
  - Self-edge laminate or wood veneer to match top
  - Convex vinyl edge: colors at right
  - Solid wood convex or beveled edge
- Edge selection for 2"-thick top:
  - Self-edge laminate or wood veneer to match top
  - Convex vinyl edge: black only
  - Solid wood convex edge

- Vinyl color number and name for convex vinyl edge on 1.25"-thick top, if selected: 6690 Black, 6691 Warm White, 6692 Smoke, or 6693 Woodrose
- Wood color number and name for wood edge, if selected  
*Exception: Wood edge will match the surface of a wood veneer top, so no color specification is needed.*  
*Tip: If you specify a wood edge on a top with wood grain laminate, the edge and top may not match.*
- Options: if selected (see list)  
► *Surface Materials*, page 126

**Options****Polished Aluminum columns, base feet, and/or toe pads**

If you specify Polished Aluminum on these components, add the following upcharge.

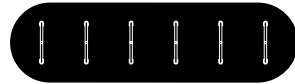
- Columns: +\$105 U.S. **+\$147 Canada**
- Base feet: +\$300 U.S. **+\$420 Canada**
- Toe pads: +\$120 U.S. **+\$168 Canada**  
Specify "with Polished Aluminum columns (base feet, and/or toe pads)."
- **Stain-to-match** ► page 121
- **Grommets\*** ► page 132
- **Spheres\*** ► page 134

**Accessories**

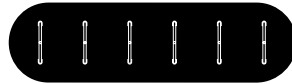
- **Interport\*** ► page 136



\* Send us a drawing

**Without Toe Pads**

1.25"-thick top

**254937**  
U.S. **Canada**

2"-thick top

**654937**  
U.S. **Canada****Self Edge or Convex Vinyl Edge**

Grade 1 Laminate	\$ 5049	<b>\$ 7069</b>	\$ 5548	<b>\$ 7767</b>
Grade 2 Laminate	\$ 5342	<b>\$ 7479</b>	\$ 5839	<b>\$ 8174</b>
Wood Veneer	\$10,177	<b>\$14,248</b>	\$10,618	<b>\$14,865</b>
Wedge-Cut Veneer	\$11,325	<b>\$15,855</b>	\$11,813	<b>\$16,538</b>

**Convex Wood Edge**

Grade 1 Laminate	\$ 8801	<b>\$12,322</b>	\$ 9241	<b>\$12,937</b>
Grade 2 Laminate	\$ 9094	<b>\$12,732</b>	\$ 9532	<b>\$13,344</b>
Wood Veneer	\$13,929	<b>\$19,501</b>	\$14,311	<b>\$20,035</b>
Wedge-Cut Veneer	\$15,077	<b>\$21,108</b>	\$15,506	<b>\$21,708</b>

**Beveled Wood Edge**

Grade 1 Laminate	\$ 9912	<b>\$13,877</b>	N.A.	<b>N.A.</b>
Grade 2 Laminate	\$10,205	<b>\$14,287</b>	N.A.	<b>N.A.</b>
Wood Veneer	\$15,040	<b>\$21,056</b>	N.A.	<b>N.A.</b>
Wedge-Cut Veneer	\$16,188	<b>\$22,663</b>	N.A.	<b>N.A.</b>



20'L x 60"W

▶ Master Class, pages 116, 178

▶ Product weights, page 382

#### Standard Includes

- Height: 29"H
- Top: Laminate or straight-grain or wedge-cut wood veneer surface on 1.25" particle board core or 1.25" particle board core with 0.75"-perimeter skirting  
*Tip: Tops that are over 12'L ship in two pieces with Tite-Joint fasteners for assembly on site.*
- Edge on 1.25"-thick top: self-edge laminate, convex vinyl, self-edge wood veneer, or solid wood convex or beveled edge
- Edge on 2"-thick top: self-edge laminate, convex vinyl (black), self-edge wood veneer, or solid wood convex edge
- Six 32" T-bases:
  - 3"-diameter columns: extruded aluminum with powder coat color
  - 4"W low-profile base feet with radius edges: cast aluminum with powder coat color
  - 5.5"L toe pads, if selected: cast aluminum with powder coat color*Tip: Toe pads add 1" to base dimension.*
- 19" cast aluminum technology spider ▶ page 146
- Concealed leveling glides: non-marring, black plastic
- Shipped K.D.

#### Required to Specify

- Product number
- Powder coat color number and name for each base element—column, base feet, and toe pads, if selected
- Laminate or wood color number and name for top. Specify straight-grain or wedge-cut veneer.
- Edge selection for 1.25"-thick top:
  - Self-edge laminate or wood veneer to match top
  - Convex vinyl edge: colors at right
  - Solid wood convex or beveled edge

- Edge selection for 2"-thick top:
  - Self-edge laminate or wood veneer to match top
  - Convex vinyl edge: black only
  - Solid wood convex edge
- Vinyl color number and name for convex vinyl edge on 1.25"-thick top, if selected: 6690 Black, 6691 Warm White, 6692 Smoke, or 6693 Woodrose
- Wood color number and name for wood edge, if selected  
*Exception: Wood edge will match the surface of a wood veneer top, so no color specification is needed.*  
*Tip: If you specify a wood edge on a top with wood grain laminate, the edge and top may not match.*
- Options: if selected (see list)  
▶ *Surface Materials*, page 126

#### Options

##### Polished Aluminum columns, base feet, and/or toe pads

If you specify Polished Aluminum on these components, add the following upcharge.

- Columns: +\$105 U.S. **+\$147 Canada**
- Base feet: +\$300 U.S. **+\$420 Canada**
- Toe pads: +\$120 U.S. **+\$168 Canada**  
Specify "with Polished Aluminum columns (base feet, and/or toe pads)."
- **Stain-to-match** ▶ page 121
- **Grommets\*** ▶ page 132
- **Spheres\*** ▶ page 134

#### Accessories

- **Interport\*** ▶ page 136



\* Send us a drawing

#### With Toe Pads



1.25"-thick top

**250947**

U.S. **Canada**



2"-thick top

**650947**

U.S. **Canada**

#### Self Edge or Convex Vinyl Edge

Grade 1 Laminate	\$ 5945	<b>\$ 8323</b>	\$ 6542	<b>\$ 9159</b>
Grade 2 Laminate	\$ 6269	<b>\$ 8777</b>	\$ 6866	<b>\$ 9613</b>
Wood Veneer	\$11,712	<b>\$16,397</b>	\$12,193	<b>\$17,070</b>
Wedge-Cut Veneer	\$12,859	<b>\$18,003</b>	\$13,389	<b>\$18,745</b>

#### Convex Wood Edge

Grade 1 Laminate	\$10,096	<b>\$14,134</b>	\$10,597	<b>\$14,836</b>
Grade 2 Laminate	\$10,420	<b>\$14,588</b>	\$10,921	<b>\$15,290</b>
Wood Veneer	\$15,863	<b>\$22,208</b>	\$16,248	<b>\$22,747</b>
Wedge-Cut Veneer	\$17,010	<b>\$23,814</b>	\$17,444	<b>\$24,422</b>

#### Beveled Wood Edge

Grade 1 Laminate	\$11,316	<b>\$15,842</b>	N.A.	<b>N.A.</b>
Grade 2 Laminate	\$11,640	<b>\$16,296</b>	N.A.	<b>N.A.</b>
Wood Veneer	\$17,083	<b>\$23,916</b>	N.A.	<b>N.A.</b>
Wedge-Cut Veneer	\$18,230	<b>\$25,522</b>	N.A.	<b>N.A.</b>

20'L x 60"W

- Master Class, pages 116, 178
- Product weights, page 382

Standard Includes

- Height: 29"H
- Top: Laminate or straight-grain or wedge-cut wood veneer surface on 1.25" particle board core or 1.25" particle board core with 0.75"-perimeter skirting  
*Tip: Tops that are over 12'L ship in two pieces with Tite-Joint fasteners for assembly on site.*
- Edge on 1.25"-thick top: self-edge laminate, convex vinyl, self-edge wood veneer, or solid wood convex or beveled edge
- Edge on 2"-thick top: self-edge laminate, convex vinyl (black), self-edge wood veneer, or solid wood convex edge
- Six 32" T-bases:
  - 3"-diameter columns: extruded aluminum with powder coat color
  - 4"W low-profile base feet with radius edges: cast aluminum with powder coat color
- 19" cast aluminum technology spider ► page 146
- Concealed leveling glides: non-marring, black plastic
- Shipped K.D.

Required to Specify

- Product number
- Powder coat color number and name for each base element—column and base feet
- Laminate or wood color number and name for top. Specify straight-grain or wedge-cut veneer.
- Edge selection for 1.25"-thick top:
  - Self-edge laminate or wood veneer to match top
  - Convex vinyl edge: colors at right
  - Solid wood convex or beveled edge
- Edge selection for 2"-thick top:
  - Self-edge laminate or wood veneer to match top
  - Convex vinyl edge: black only
  - Solid wood convex edge

- Vinyl color number and name for convex vinyl edge on 1.25"-thick top, if selected: 6690 Black, 6691 Warm White, 6692 Smoke, or 6693 Woodrose
- Wood color number and name for wood edge, if selected  
*Exception: Wood edge will match the surface of a wood veneer top, so no color specification is needed.*  
*Tip: If you specify a wood edge on a top with wood grain laminate, the edge and top may not match.*
- Options: if selected (see list)  
► [Surface Materials](#), page 126

Options

Polished Aluminum columns, base feet, and/or toe pads

If you specify Polished Aluminum on these components, add the following upcharge.

- Columns: +\$105 U.S. **+\$147 Canada**
- Base feet: +\$300 U.S. **+\$420 Canada**
- Toe pads: +\$120 U.S. **+\$168 Canada**  
Specify "with Polished Aluminum columns (base feet, and/or toe pads)."

- **Stain-to-match** ► page 121
- **Grommets\*** ► page 132
- **Spheres\*** ► page 134

Accessories

- **Interport\*** ► page 136



\* Send us a drawing

Without Toe Pads



1.25"-thick top

**250937**  
U.S. **Canada**



2"-thick top

**650937**  
U.S. **Canada**

Self Edge or Convex Vinyl Edge

Grade 1 Laminate	\$ 5225	<b>\$ 7315</b>	\$ 5822	<b>\$ 8151</b>
Grade 2 Laminate	\$ 5549	<b>\$ 7769</b>	\$ 6146	<b>\$ 8605</b>
Wood Veneer	\$10,992	<b>\$15,389</b>	\$11,473	<b>\$16,062</b>
Wedge-Cut Veneer	\$12,139	<b>\$16,995</b>	\$12,669	<b>\$17,737</b>

Convex Wood Edge

Grade 1 Laminate	\$ 9377	<b>\$13,128</b>	\$ 9877	<b>\$13,828</b>
Grade 2 Laminate	\$ 9701	<b>\$13,582</b>	\$10,201	<b>\$14,282</b>
Wood Veneer	\$15,144	<b>\$21,202</b>	\$15,528	<b>\$21,739</b>
Wedge-Cut Veneer	\$16,291	<b>\$22,808</b>	\$16,724	<b>\$23,414</b>

Beveled Wood Edge

Grade 1 Laminate	\$10,596	<b>\$14,834</b>	N.A.	<b>N.A.</b>
Grade 2 Laminate	\$10,920	<b>\$15,288</b>	N.A.	<b>N.A.</b>
Wood Veneer	\$16,363	<b>\$22,908</b>	N.A.	<b>N.A.</b>
Wedge-Cut Veneer	\$17,510	<b>\$24,514</b>	N.A.	<b>N.A.</b>

## 96"L, 40"W Center, 32"W End

- Master Class, pages 116, 178
- Product weights, page 382

**Standard Includes**

- Height: 29"H
  - Top: Laminate or straight-grain wood veneer surface on 1.25" particle board core or 1.25" particle board core with 0.75"-perimeter skirting
  - Edge: self-edge laminate, convex vinyl (black only on 2" top), self-edge wood veneer, or solid wood convex edge
  - Two 24" T-bases:
    - 3"-diameter columns: extruded aluminum with powder coat color
    - 4"W low-profile base feet with radius edges: cast aluminum with powder coat color
    - 5.5"L toe pads, if selected: cast aluminum with powder coat color
- Tip: Toe pads add 1" to base dimension.*
- 19" cast aluminum technology spider ► page 146
  - Concealed leveling glides: non-marring, black plastic
  - Shipped K.D.

**Required to Specify**

- Product number
- Powder coat color number and name for each base element—column, base feet, and toe pads, if selected
- Laminate or wood color number and name for top
- Edge selection:
  - Self-edge laminate or wood veneer to match top
  - Convex vinyl edge: colors below (black only on 2" top)
  - Solid wood convex edge
- Vinyl color number and name for convex vinyl edge on 1.25"-thick top, if selected: 6690 Black, 6691 Warm White, 6692 Smoke, or 6693 Woodrose

- Wood color number and name for wood edge, if selected  
*Exception: Wood edge will match the surface of a wood veneer top, so no color specification is needed.*  
*Tip: If you specify a wood edge on a top with wood grain laminate, the edge and top may not match.*
- Options: if selected (see list)  
► *Surface Materials*, page 126

**Options****Polished Aluminum columns, base feet, and/or toe pads**

If you specify Polished Aluminum on these components, add the following upcharge.

- Columns: +\$45 U.S. **+\$63 Canada**
- Base feet: +\$100 U.S. **+\$140 Canada**
- Toe pads: +\$40 U.S. **+\$56 Canada**  
Specify "with Polished Aluminum columns (base feet, and/or toe pads)."
- Stain-to-match ► page 121
- Grommets\* ► page 132
- Spheres\* ► page 134

**Accessories**

- Interport\* ► page 136



\* Send us a drawing

**With Toe Pads**

1.25"-thick top

**263946**

**U.S. Canada**



2"-thick top

**663946**

**U.S. Canada**

**Without Toe Pads**

1.25"-thick top

**263936**

**U.S. Canada**



2"-thick top

**663936**

**U.S. Canada**

**Self Edge or Convex Vinyl Edge**

Grade 1 Laminate	\$1443	<b>\$2020</b>	\$1587	<b>\$2222</b>	\$1203	<b>\$1684</b>	\$1347	<b>\$1886</b>
Grade 2 Laminate	\$1531	<b>\$2143</b>	\$1675	<b>\$2345</b>	\$1291	<b>\$1807</b>	\$1434	<b>\$2008</b>
Wood Veneer	\$2533	<b>\$3546</b>	\$2622	<b>\$3671</b>	\$2293	<b>\$3210</b>	\$2381	<b>\$3334</b>

**Convex Wood Edge**

Grade 1 Laminate	\$2240	<b>\$3136</b>	\$2374	<b>\$3324</b>	\$2000	<b>\$2800</b>	\$2133	<b>\$2986</b>
Grade 2 Laminate	\$2328	<b>\$3259</b>	\$2462	<b>\$3447</b>	\$2088	<b>\$2923</b>	\$2220	<b>\$3108</b>
Wood Veneer	\$3330	<b>\$4662</b>	\$3409	<b>\$4773</b>	\$3090	<b>\$4326</b>	\$3167	<b>\$4434</b>

## 10'L, 44"W Center, 33"W End

► Master Class, pages 116, 178

► Product weights, page 382

### Standard Includes

- Height: 29"H
- Top: Laminate or straight-grain or wedge-cut wood veneer surface on 1.25" particle board core or 1.25" particle board core with 0.75"-perimeter skirting  
*Tip: Tops that are 12'L or less ship in one piece. Sectioned tops with Tite-Joint fasteners for assembly on site are available as an option.*
- Edge: self-edge laminate, convex vinyl (black only on 2" top), self-edge wood veneer, or solid wood convex edge
- Three 32" T-bases:
  - 3"-diameter columns: extruded aluminum with powder coat color
  - 4"W low-profile base feet with radius edges: cast aluminum with powder coat color
  - 5.5"L toe pads, if selected: cast aluminum with powder coat color  
*Tip: Toe pads add 1" to base dimension.*
- 19" cast aluminum technology spider ► page 146
- Concealed leveling glides: non-marring, black plastic
- Shipped K.D.

### Required to Specify

- Product number
- Powder coat color number and name for each base element—column, base feet, and toe pads, if selected
- Laminate or wood color number and name for top
- Edge selection:
  - Self-edge laminate or wood veneer to match top
  - Convex vinyl edge: colors below (black only on 2" top)
  - Solid wood convex edge
- Vinyl color number and name for convex vinyl edge on 1.25"-thick top, if selected: 6690 Black, 6691 Warm White, 6692 Smoke, or 6693 Woodrose

- Wood color number and name for wood edge, if selected  
*Exception: Wood edge will match the surface of a wood veneer top, so no color specification is needed.*  
*Tip: If you specify a wood edge on a top with wood grain laminate, the edge and top may not match.*
- Options: if selected (see list)  
► Surface Materials, page 126

### Options

#### Polished Aluminum columns, base feet, and/or toe pads

If you specify Polished Aluminum on these components, add the following upcharge.

- Columns: +\$53 U.S. **+\$74 Canada**
- Base feet: +\$150 U.S. **+\$210 Canada**
- Toe pads: +\$60 U.S. **+\$84 Canada**  
Specify "with Polished Aluminum columns (base feet, and/or toe pads)."
- Stain-to-match ► page 121
- Sectioned top ► page 117
- Grommets\* ► page 132
- Spheres\* ► page 134

### Accessories

- Interport\* ► page 136



\* Send us a drawing

### With Toe Pads



1.25"-thick top

**264947**  
U.S. **Canada**



2"-thick top

**664947**  
U.S. **Canada**

### Without Toe Pads



1.25"-thick top

**264937**  
U.S. **Canada**



2"-thick top

**664937**  
U.S. **Canada**

### Self Edge or Convex Vinyl Edge

Grade 1 Laminate	\$2258	<b>\$3161</b>	\$2489	<b>\$3485</b>	\$1898	<b>\$2657</b>	\$2129	<b>\$2981</b>
Grade 2 Laminate	\$2376	<b>\$3326</b>	\$2608	<b>\$3652</b>	\$2016	<b>\$2822</b>	\$2247	<b>\$3146</b>
Wood Veneer	\$4041	<b>\$5657</b>	\$4247	<b>\$5946</b>	\$3681	<b>\$5153</b>	\$3886	<b>\$5441</b>

### Convex Wood Edge

Grade 1 Laminate	\$3630	<b>\$5082</b>	\$3800	<b>\$5320</b>	\$3271	<b>\$4579</b>	\$3438	<b>\$4814</b>
Grade 2 Laminate	\$3748	<b>\$5247</b>	\$3919	<b>\$5487</b>	\$3389	<b>\$4744</b>	\$3556	<b>\$4979</b>
Wood Veneer	\$5413	<b>\$7578</b>	\$5558	<b>\$7781</b>	\$5054	<b>\$7075</b>	\$5195	<b>\$7274</b>

## 12'L, 48"W Center, 34"W End

- Master Class, pages 116, 178
- Product weights, page 382

**Standard Includes**

- Height: 29"H
- Top: Laminate or straight-grain wood veneer surface on 1.25" particle board core or 1.25" particle board core with 0.75"-perimeter skirting  
*Tip: Tops that are 12'L or less ship in one piece. Sectioned tops with Tite-Joint fasteners for assembly on site are available as an option.*
- Edge: self-edge laminate, convex vinyl (black only on 2" top), self-edge wood veneer, or solid wood convex edge
- Three 32" T-bases:
  - 3"-diameter columns: extruded aluminum with powder coat color
  - 4"W low-profile base feet with radius edges: cast aluminum with powder coat color
  - 5.5"L toe pads, if selected: cast aluminum with powder coat color  
*Tip: Toe pads add 1" to base dimension.*
- 19" cast aluminum technology spider ► page 146
- Concealed leveling glides: non-marring, black plastic
- Shipped K.D.

**Required to Specify**

- Product number
- Powder coat color number and name for each base element—column, base feet, and toe pads, if selected
- Laminate or wood color number and name for top
- Edge selection:
  - Self-edge laminate or wood veneer to match top
  - Convex vinyl edge: colors below (black only on 2" top)
  - Solid wood convex edge
- Vinyl color number and name for convex vinyl edge on 1.25"-thick top, if selected: 6690 Black, 6691 Warm White, 6692 Smoke, or 6693 Woodrose

- Wood color number and name for wood edge, if selected  
*Exception: Wood edge will match the surface of a wood veneer top, so no color specification is needed.*  
*Tip: If you specify a wood edge on a top with wood grain laminate, the edge and top may not match.*
- Options: if selected (see list)  
► Surface Materials, page 126

**Options****Polished Aluminum columns, base feet, and/or toe pads**

If you specify Polished Aluminum on these components, add the following upcharge.

- Columns: +\$53 U.S. **+\$74 Canada**
- Base feet: +\$150 U.S. **+\$210 Canada**
- Toe pads: +\$60 U.S. **+\$84 Canada**  
Specify "with Polished Aluminum columns (base feet, and/or toe pads)."
- Stain-to-match ► page 121
- Sectioned top ► page 117
- Grommets\* ► page 132
- Spheres\* ► page 134

**Accessories**

- Interport\* ► page 136



\* Send us a drawing

**With Toe Pads**

1.25"-thick top

**265947**  
U.S. **Canada**



2"-thick top

**665947**  
U.S. **Canada**

**Without Toe Pads**

1.25"-thick top

**265937**  
U.S. **Canada**



2"-thick top

**665937**  
U.S. **Canada**

**Self Edge or Convex Vinyl Edge**

Grade 1 Laminate	\$2395	<b>\$ 3353</b>	\$2664	<b>\$ 3730</b>	\$2035	<b>\$2849</b>	\$2304	<b>\$3226</b>
Grade 2 Laminate	\$2551	<b>\$ 3571</b>	\$2820	<b>\$ 3948</b>	\$2191	<b>\$3067</b>	\$2460	<b>\$3444</b>
Wood Veneer	\$5129	<b>\$ 7181</b>	\$5309	<b>\$ 7433</b>	\$4769	<b>\$6677</b>	\$4949	<b>\$6929</b>

**Convex Wood Edge**

Grade 1 Laminate	\$4440	<b>\$ 6216</b>	\$4642	<b>\$ 6499</b>	\$4080	<b>\$5712</b>	\$4282	<b>\$5995</b>
Grade 2 Laminate	\$4596	<b>\$ 6434</b>	\$4798	<b>\$ 6717</b>	\$4236	<b>\$5930</b>	\$4438	<b>\$6213</b>
Wood Veneer	\$7174	<b>\$10,044</b>	\$7287	<b>\$10,202</b>	\$6814	<b>\$9540</b>	\$6927	<b>\$9698</b>

## 42"- and 48"-Diameter

► Master Class, pages 116, 178

► Product weights, page 382

## Standard Includes

- Height: 29"H
- Top: 1.25" particle board core with laminate or straight-grain wood veneer surface
- Edge: self-edge laminate, flat vinyl (black), convex vinyl, or self-edge wood veneer edge

*Tip: Tops with self edge or flat vinyl edge will have square corners. Tops with convex vinyl edge will have 2"-radius corners. Self-edge tops can be specified with 2"-radius corners as a special request.*

- 32" 3-footed base:
  - 3"-diameter columns: extruded aluminum with powder coat color
  - 4"W low-profile base feet with radius edges: cast aluminum with powder coat color
  - 5.5"L toe pads, if selected: cast aluminum with powder coat color

*Tip: Toe pads add 1" to base dimension.*

- Concealed leveling glides: non-marring, black plastic
  - Attachment hardware to connect to adjacent tables
- Tip: Half round tables are not intended to be used by themselves.*

- Shipped K.D.

## Required to Specify

- Product number
- Powder coat color number and name for each base element—column, base feet, and toe pads, if selected
- Laminate or wood color number and name for top
- Edge selection:
  - Self-edge laminate or wood veneer to match top
  - Flat vinyl edge: black only
  - Convex vinyl edge: colors at right

- Vinyl color number and name for convex vinyl edge, if selected: 6690 Black, 6691 Warm White, 6692 Smoke, or 6693 Woodrose
- Options: if selected (see list)
  - *Surface Materials*, page 126

## Options

## Polished Aluminum column, base feet, and/or toe pads

If you specify Polished Aluminum on these components, add the following upcharge.

- Column: +\$40 U.S. **+\$56 Canada**
  - Base feet: +\$69 U.S. **+\$97 Canada**
  - Toe pads: +\$30 U.S. **+\$42 Canada**
- Specify "with Polished Aluminum column (base feet, and/or toe pads)."

- **Grain-matched veneer\*** ► page 120

- **Stain-to-match** ► page 121

- **Grommets\*** ► page 132

- **Spheres\*** ► page 134

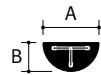
## Accessories

- **Interport\*** ► page 136



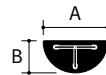
\* Send us a drawing

## With toe pads



A: 42" diameter  
B: 21" radius

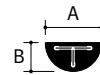
**365945**  
U.S. **Canada**



A: 48" diameter  
B: 24" radius

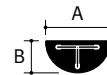
**355945**  
U.S. **Canada**

## Without toe pads



A: 42" diameter  
B: 21" radius

**365935**  
U.S. **Canada**



A: 48" diameter  
B: 24" radius

**355935**  
U.S. **Canada**

## With Grain Direction Parallel to Dimension A

## Self Edge, Flat Vinyl Edge, or Convex Vinyl Edge

Grade 1 Laminate	\$ 948	<b>\$1327</b>	\$ 956	<b>\$1338</b>	\$ 768	<b>\$1075</b>	\$ 776	<b>\$1086</b>
Grade 2 Laminate	\$ 970	<b>\$1358</b>	\$ 983	<b>\$1376</b>	\$ 790	<b>\$1106</b>	\$ 803	<b>\$1124</b>
Wood Veneer	\$1496	<b>\$2094</b>	\$1539	<b>\$2154</b>	\$1316	<b>\$1842</b>	\$1359	<b>\$1902</b>

**365945X**  
U.S. **Canada**

**355945X**  
U.S. **Canada**

**365935X**  
U.S. **Canada**

**355935X**  
U.S. **Canada**

## With Grain Direction Parallel to Dimension B

## Self Edge, Flat Vinyl Edge, or Convex Vinyl Edge

Grade 1 Laminate	\$ 948	<b>\$1327</b>	\$ 956	<b>\$1338</b>	\$ 768	<b>\$1075</b>	\$ 776	<b>\$1086</b>
Grade 2 Laminate	\$ 970	<b>\$1358</b>	\$ 983	<b>\$1376</b>	\$ 790	<b>\$1106</b>	\$ 803	<b>\$1124</b>
Wood Veneer	\$1496	<b>\$2094</b>	\$1539	<b>\$2154</b>	\$1316	<b>\$1842</b>	\$1359	<b>\$1902</b>

## 60"- and 72"-Diameter

- Master Class, pages 116, 178
- Product weights, page 382

**Standard Includes**

- Height: 29"H
- Top: 1.25" particle board core with laminate or straight-grain wood veneer surface
- Edge: self-edge laminate, flat vinyl (black), convex vinyl, or self-edge wood veneer edge  
*Tip: Tops with self edge or flat vinyl edge will have square corners. Tops with convex vinyl edge will have 2"-radius corners. Self-edge tops can be specified with 2"-radius corners as a special request.*
- 32" 3-footed base:
  - 3"-diameter columns: extruded aluminum with powder coat color
  - 4"W low-profile base feet with radius edges: cast aluminum with powder coat color
  - 5.5"L toe pads, if selected: cast aluminum with powder coat color  
*Tip: Toe pads add 1" to base dimension.*
- Concealed leveling glides: non-marring, black plastic
- Attachment hardware to connect to adjacent tables  
*Tip: Half round tables are not intended to be used by themselves.*
- Shipped K.D.

**Required to Specify**

- Product number
- Powder coat color number and name for each base element—column, base feet, and toe pads, if selected
- Laminate or wood color number and name for top
- Edge selection:
  - Self-edge laminate or wood veneer to match top
  - Flat vinyl edge: black only
  - Convex vinyl edge: colors at right

- Vinyl color number and name for convex vinyl edge, if selected: 6690 Black, 6691 Warm White, 6692 Smoke, or 6693 Woodrose
- Options: if selected (see list)  
► *Surface Materials*, page 126

**Options****Polished Aluminum column, base feet, and/or toe pads**

If you specify Polished Aluminum on these components, add the following upcharge.

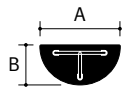
- Column: +\$40 U.S. **+\$56 Canada**
- Base feet: +\$69 U.S. **+\$97 Canada**
- Toe pads: +\$30 U.S. **+\$42 Canada**  
Specify "with Polished Aluminum column (base feet, and/or toe pads)."
- **Grain-matched veneer\*** ► page 120
- **Stain-to-match** ► page 121
- **Grommets\*** ► page 132
- **Spheres\*** ► page 134

**Accessories**

- **Interport\*** ► page 136

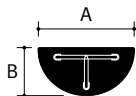


\* Send us a drawing

**With toe pads**

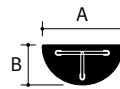
A: 60" diameter  
B: 30" radius

**385945**  
U.S. **Canada**



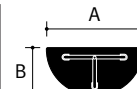
A: 72" diameter  
B: 36" radius

**375945**  
U.S. **Canada**

**Without toe pads**

A: 60" diameter  
B: 30" radius

**385935**  
U.S. **Canada**



A: 72" diameter  
B: 36" radius

**375935**  
U.S. **Canada**

**With Grain Direction Parallel to Dimension A****Self Edge, Flat Vinyl Edge, or Convex Vinyl Edge**

Grade 1 Laminate	\$ 968	<b>\$1355</b>	\$1039	<b>\$1455</b>	\$ 788	<b>\$1103</b>	\$ 859	<b>\$1203</b>
Grade 2 Laminate	\$1009	<b>\$1412</b>	\$1098	<b>\$1538</b>	\$ 829	<b>\$1160</b>	\$ 918	<b>\$1286</b>
Wood Veneer	\$1586	<b>\$2220</b>	\$1753	<b>\$2455</b>	\$1406	<b>\$1968</b>	\$1573	<b>\$2203</b>

**385945X**  
U.S. **Canada**

**375945X**  
U.S. **Canada**

**385935X**  
U.S. **Canada**

**375935X**  
U.S. **Canada**

**With Grain Direction Parallel to Dimension B****Self Edge, Flat Vinyl Edge, or Convex Vinyl Edge**

Grade 1 Laminate	\$ 968	<b>\$1355</b>	\$1039	<b>\$1455</b>	\$ 788	<b>\$1103</b>	\$ 859	<b>\$1203</b>
Grade 2 Laminate	\$1009	<b>\$1412</b>	\$1098	<b>\$1538</b>	\$ 829	<b>\$1160</b>	\$ 918	<b>\$1286</b>
Wood Veneer	\$1586	<b>\$2220</b>	\$1753	<b>\$2455</b>	\$1406	<b>\$1968</b>	\$1573	<b>\$2203</b>



- ▶ Master Class, pages 116, 178
- ▶ Product weights, page 382

**Standard Includes**

- Height: 29"H
- Top: 1.25" particle board core with laminate or straight-grain wood veneer surface
- Edge: self-edge laminate, flat vinyl (black), convex vinyl, or self-edge wood veneer edge  
*Tip: Tops with self edge or flat vinyl edge will have square corners. Tops with convex vinyl edge will have 2"-radius corners. Self-edge tops can be specified with 2"-radius corners as a special request.*
- Two 24"W bases:
  - 3"-diameter columns: extruded aluminum with powder coat color
  - 4"W low-profile base feet with radius edges: cast aluminum with powder coat color
  - 5.5"L toe pads, if selected: cast aluminum with powder coat color*Tip: Toe pads add 1" to base dimension.*
- 19" cast aluminum technology spider ▶ page 146
- Concealed leveling glides: non-marring, black plastic
- Attachment hardware to connect to adjacent tables  
*Tip: Arc tables are not intended to be used by themselves.*
- Shipped K.D.

**Required to Specify**

- Product number
- Powder coat color number and name for each base element—column, base feet, and toe pads, if selected
- Laminate or wood color number and name for top
- Edge selection:
  - Self-edge laminate or wood veneer to match top
  - Flat vinyl edge: black only
  - Convex vinyl edge: colors at right

- Vinyl color number and name for convex vinyl edge, if selected: 6690 Black, 6691 Warm White, 6692 Smoke, or 6693 Woodrose
- Options: if selected (see list)  
▶ *Surface Materials*, page 126

**Options**

**Polished Aluminum columns, base feet, and/or toe pads**

If you specify Polished Aluminum on these components, add the following upcharge.

- Columns: +\$45 U.S. **+\$63 Canada**
- Base feet: +\$100 U.S. **+\$140 Canada**
- Toe pads: +\$40 U.S. **+\$56 Canada**  
Specify "with Polished Aluminum columns (base feet, and/or toe pads)."
- **Grain-matched veneer\*** ▶ page 120
- **Stain-to-match** ▶ page 121
- **Grommets\*** ▶ page 132
- **Spheres\*** ▶ page 134

**Accessories**

- **Interport\*** ▶ page 136



\* Send us a drawing



90°  
A: 24"  
B: 48"

**U.S. Canada**



90°  
A: 30"  
B: 60"

**384946**  
**U.S. Canada**



90°  
A: 36"  
B: 72"

**374946**  
**U.S. Canada**

**With Toe Pads**

Self Edge, Flat Vinyl Edge, or Convex Vinyl Edge

Grade 1 Laminate	N.A.	<b>N.A.</b>	\$1450	<b>\$2030</b>	\$1753	<b>\$2454</b>
Grade 2 Laminate	N.A.	<b>N.A.</b>	\$1554	<b>\$2176</b>	\$1948	<b>\$2727</b>
Wood Veneer	N.A.	<b>N.A.</b>	\$2578	<b>\$3609</b>	N.A.	<b>N.A.</b>

**354936**  
**U.S. Canada**

**384936**  
**U.S. Canada**

**374936**  
**U.S. Canada**

**Without Toe Pads**

Self Edge, Flat Vinyl Edge, or Convex Vinyl Edge

Grade 1 Laminate	\$1083	<b>\$1516</b>	\$1210	<b>\$1694</b>	\$1513	<b>\$2118</b>
Grade 2 Laminate	\$1187	<b>\$1662</b>	\$1314	<b>\$1840</b>	\$1708	<b>\$2391</b>
Wood Veneer	\$1697	<b>\$2376</b>	\$2338	<b>\$3273</b>	N.A.	<b>N.A.</b>



- Master Class, pages 116, 178  
► Product weights, page 382

**Standard Includes**

- Top: 1.25" particle board core with laminate or straight-grain wood veneer surface
- Edge: self-edge laminate, flat vinyl (black), convex vinyl, or self-edge wood veneer  
*Tip: Tops with self edge or flat vinyl edge will have square corners. Tops with convex vinyl edge will have 2"-radius corners. Self-edge tops can be specified with 2"-radius corners as a special request.*
- Attachment hardware to connect to adjacent tables.  
*Tip: Connecting tops require adjacent tables for support.*
- Shipped K.D.

**Required to Specify**

- Product number
- Laminate or wood color number and name for top
- Edge selection:
  - Self-edge laminate or wood veneer to match top
  - Flat vinyl edge: black only
  - Convex vinyl edge: colors below
- Vinyl color number and name for convex vinyl edge, if selected: 6690 Black, 6691 Warm White, 6692 Smoke, or 6693 Woodrose
- Options: if selected (see list)  
► *Surface Materials*, page 126

**Options**

- **Grain-matched veneer\*** ► page 120
- **Stain-to-match** ► page 121



\* Send us a drawing



45°

**351000D**

**U.S. Canada**



60°

**352000D**

**U.S. Canada**



90°

**353000D**

**U.S. Canada**

**For Use with 24"W Tops****Self Edge, Flat Vinyl Edge, or Convex Vinyl Edge**

Grade 1 Laminate	\$246	\$ 344	\$246	\$ 344	\$246	\$ 344
Grade 2 Laminate	\$258	\$ 361	\$258	\$ 361	\$258	\$ 361
Wood Veneer	\$695	\$ 973	\$695	\$ 973	\$695	\$ 973



45°

**381000D**

**U.S. Canada**



60°

**382000D**

**U.S. Canada**



90°

**383000D**

**U.S. Canada**

**For Use with 30"W Tops****Self Edge, Flat Vinyl Edge, or Convex Vinyl Edge**

Grade 1 Laminate	\$270	\$ 378	\$270	\$ 378	\$270	\$ 378
Grade 2 Laminate	\$322	\$ 451	\$322	\$ 451	\$322	\$ 451
Wood Veneer	\$720	\$1008	\$720	\$1008	\$720	\$1008

- ▶ Master Class, pages 116, 178
- ▶ Product weights, page 382

### Standard Includes

- Height: 27.75"
- X-, T-, or 3-footed base:
  - 3"-diameter column: extruded aluminum with powder coat color
  - 4"W low-profile base feet with radius edges: cast aluminum with powder coat color
  - 5.5"L toe pads, if selected: cast aluminum with powder coat color
- Tip: Toe pads add 1" to base dimension.*
- 19" diameter cast aluminum technology spider ► page 146
- Concealed leveling glides: non-marring, black plastic
- Attachment hardware

### Required to Specify

- Product number
  - Powder coat color number and name for each base element—column, base feet, and toe pads, if selected
  - Options: if selected (see list)
- *Surface Materials*, page 126

## Options

**Polished Aluminum column, base feet, and/or toe pads**

If you specify Polished Aluminum on these components, add the following upcharge.

	<b>Column</b>		<b>Base feet</b>		<b>Toe pads</b>	
	U.S.	<i>Canada</i>	U.S.	<i>Canada</i>	U.S.	<i>Canada</i>
• (941) 25"W						
X-base:	+\$40	<i>+\$56</i>	+\$100	<i>+\$140</i>	+\$40	<i>+\$56</i>
• (942) 33"W						
X-base:	+\$40	<i>+\$56</i>	+\$100	<i>+\$140</i>	+\$40	<i>+\$56</i>
• (946) 25"W						
T-base:	+\$40	<i>+\$56</i>	+\$ 50	<i>+\$ 70</i>	+\$20	<i>+\$28</i>
• (947) 33"W						
T-base:	+\$40	<i>+\$56</i>	+\$ 50	<i>+\$ 70</i>	+\$20	<i>+\$28</i>
• (945) 3-footed base:	+\$40	<i>+\$56</i>	+\$ 75	<i>+\$105</i>	+\$60	<i>+\$84</i>

Specify "with Polished Aluminum column (base feet,  
and/or toe pads)."



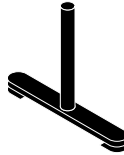
For round tops up to  
36" diameter or square  
tops up to 30" x 30"  
Base width: 25"  
Base length: 25"

**000941**  
U.S. **Canada**



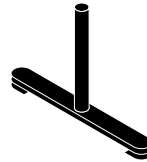
For round tops up to  
48" diameter or square  
tops up to 48" x 48"  
Base width: 33"  
Base length: 33"

**000942**  
**U.S.      Canada**



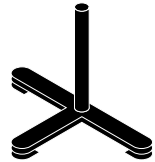
For tops up to 36"W  
Base width: 25"

**000946**  
**U.S.      Canada**



For tops up to 60"W  
Base width: 33"

**000947**  
U.S. **Canada**



For tops up to 60"  
in diameter  
Base width: 33"  
Base radius: 18.5"

**000945**  
U.S. **Canada**

### With Toe Pads

\$584	\$818	\$607	\$850	\$416	\$582	\$446	\$624	\$540	\$756
-------	-------	-------	-------	-------	-------	-------	-------	-------	-------

*Tip: T-bases and 3-footed bases cannot be used independently.*

*Tip: Do not subtract price of base from complete table to obtain price of table top. Contact your customer service representative for quotation.*

► Master Class, pages 116, 178

► Product weights, page 382

**Standard Includes**

- Height: 27.75"
- X-, T-, or 3-footed base:
  - 3"-diameter column: extruded aluminum with powder coat color
  - 4"W low-profile base feet with radius edges: cast aluminum with powder coat color
- 19" diameter cast aluminum technology spider ► page 146
- Concealed leveling glides: non-marring, black plastic
- Attachment hardware

**Required to Specify**

- Product number
- Powder coat color number and name for each base element—column and base feet, if selected
- Options: if selected (see list)
  - *Surface Materials*, page 126

**Options****Polished Aluminum column and base feet**

If you specify Polished Aluminum on these components, add the following upcharge.

	<b>Column</b>		<b>Base feet</b>	
	U.S.	Canada	U.S.	Canada
• (931) 25"W X-base:	+\$40	+\$56	+\$100	+\$140
• (932) 33"W X-base:	+\$40	+\$56	+\$100	+\$140
• (936) 25"W T-base:	+\$40	+\$56	+\$ 50	+\$ 70
• (937) 33"W T-base:	+\$40	+\$56	+\$ 50	+\$ 70
• (935) 3-footed base:	+\$40	+\$56	+\$ 75	+\$105

Specify "with Polished Aluminum column (and/or base feet)."



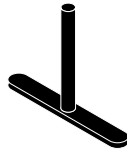
For round tops up to 36" diameter or square tops up to 30" x 30"  
Base width: 24"  
Base length: 24"

**000931**  
U.S. Canada




For round tops up to 48" diameter or square tops up to 48" x 48"  
Base width: 32"  
Base length: 32"

**000932**  
U.S. Canada



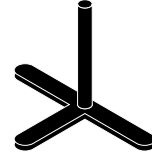
For tops up to 36"W  
Base width: 24"

**000936**  
U.S. Canada



For tops up to 60"W  
Base width: 32"

**000937**  
U.S. Canada



For tops up to 60" in diameter  
Base width: 32"  
Base radius: 18"

**000935**  
U.S. Canada

**Without Toe Pads**

\$344	\$482	\$367	\$514	\$296	\$414	\$326	\$456	\$360	\$504
-------	-------	-------	-------	-------	-------	-------	-------	-------	-------

*Tip: T-bases and 3-footed bases cannot be used independently.*

*Tip: Do not subtract price of base from complete table to obtain price of table top. Contact your customer service representative for quotation.*

Bar Ganger Package

- ▶ Master Class, page 128
- ▶ Product weights, page 382

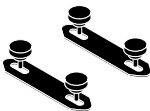
Standard Includes

- Two field-installed steel bars and four threaded hand knobs: black steel only

Required to Specify

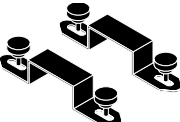
- Product number

For 1.25"-Thick Top



793335  
U.S.    Canada

For 2"-Thick Top



793351  
U.S.    Canada

\$38    \$53

\$38    \$53

Flex Ganger Package

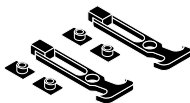
- ▶ Master Class, page 127
- ▶ Product weights, page 382

Standard Includes

- Two field-installed flexible ganger loops and four hooks: black plastic only  
*Tip: Order one ganger package for each table-to-table combination.*
- Installation instructions

Required to Specify

- Product number



793365  
U.S.    Canada

\$60    \$84

Stella Keyboard Support

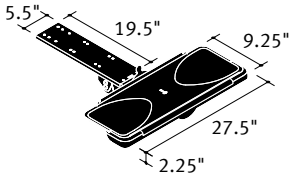
- ▶ Master Class, page 129
- ▶ Product weights, page 382

Standard Includes

- Stella keyboard support from Details shipped with your Derby table for installation on site: 6031 meteorite (grey)  
*Tip: Stella keyboard support requires 20"W worksurface.*  
*Tip: Stella keyboard support must be ordered with an accompanying table.*
- Shipped K.D.

Required to Specify

- Product number



CCSAF2 (VCT)  
U.S.      Canada

\$405      \$567

0.75"-Thick Laminate or Veneer Table

- ▶ Master Class, page 116
- ▶ Product weights, page 382

Standard Includes

- Height: 15"H
- Top: 0.75" particle board core with laminate or straight-grain wood veneer surface
- Edge: self-edge laminate, flat vinyl (black), convex vinyl (black), self-edge wood veneer, or solid wood convex or beveled edge
- Disc base:
  - Column: aluminum with powder coat color
  - Cone transition component between column and disc: aluminum with powder coat color
  - Disc: aluminum with powder coat color*Tip: Any combination of powder coat colors and optional Polished Aluminum is possible for the column, cone, and disc.*
- 19" cast aluminum technology spider on laminate and veneer tables ▶ page 146
- Concealed glides: non-marring, black plastic
- Shipped K.D.

Required to Specify

- Product number
- Powder coat color number and name for each base element—column, cone transition component, and disc
- Laminate or wood color number and name for top
- Edge selection:
  - Self-edge laminate or wood veneer to match top
  - Flat vinyl or convex vinyl edge: black only
  - Solid wood convex or beveled edge

- Wood color number and name for wood edge, if selected  
*Exception: Wood edge will match the surface of a wood veneer top, so no color specification is needed.*  
*Tip: If you specify a wood edge on a top with wood grain laminate, the edge and top may not match.*
- Options: if selected (see list)  
▶ *Surface Materials*, page 126

Options

Polished Aluminum column, cone, and/or disc

- If you specify Polished Aluminum on these components, add the following upcharge.
- Column: +\$40 U.S. **+\$56 Canada**
  - Cone: +\$100 U.S. **+\$140 Canada**
  - Disc: +\$40 U.S. **+\$56 Canada**  
Specify “with Polished Aluminum column (cone, and/or disc).”
  - **Stain-to-match** ▶ page 121
  - **Grommets** ▶ page 132
  - **Spheres** ▶ page 134

Accessories

- **Interport\*** ▶ page 136



\* Send us a drawing

18" diameter	24" diameter	30" diameter	36" diameter
<b>301703</b> U.S. <b>Canada</b>	<b>302703</b> U.S. <b>Canada</b>	<b>303705</b> U.S. <b>Canada</b>	<b>304705</b> U.S. <b>Canada</b>

Laminate or Veneer Table

Self Edge, Flat Vinyl Edge, or Convex Vinyl Edge

Grade 1 Laminate	\$ 634 <b>\$ 888</b>	\$ 645 <b>\$ 903</b>	\$ 667 <b>\$ 934</b>	\$ 710 <b>\$ 994</b>
Grade 2 Laminate	\$ 641 <b>\$ 898</b>	\$ 657 <b>\$ 920</b>	\$ 688 <b>\$ 963</b>	\$ 739 <b>\$1035</b>
Wood Veneer	\$ 943 <b>\$1321</b>	\$ 961 <b>\$1345</b>	\$1001 <b>\$1402</b>	\$1087 <b>\$1522</b>

Convex Wood Edge

Grade 1 Laminate	\$ 933 <b>\$1307</b>	\$1061 <b>\$1485</b>	\$1138 <b>\$1593</b>	\$1329 <b>\$1861</b>
Grade 2 Laminate	\$ 940 <b>\$1317</b>	\$1073 <b>\$1502</b>	\$1159 <b>\$1622</b>	\$1358 <b>\$1902</b>
Wood Veneer	\$1242 <b>\$1740</b>	\$1377 <b>\$1927</b>	\$1472 <b>\$2061</b>	\$1706 <b>\$2389</b>

Beveled Wood Edge

Grade 1 Laminate	\$ 982 <b>\$1375</b>	\$1123 <b>\$1572</b>	\$1209 <b>\$1693</b>	\$1418 <b>\$1985</b>
Grade 2 Laminate	\$ 989 <b>\$1385</b>	\$1135 <b>\$1589</b>	\$1230 <b>\$1722</b>	\$1447 <b>\$2026</b>
Wood Veneer	\$1291 <b>\$1808</b>	\$1439 <b>\$2014</b>	\$1543 <b>\$2161</b>	\$1795 <b>\$2513</b>

## 0.75"-Thick Laminate or Veneer Table

- Master Class, page 116
- Product weights, page 382

**Standard Includes**

- Height: 15"H
- Top: 0.75" particle board core with laminate or straight-grain wood veneer surface
- Edge: self-edge laminate, flat vinyl (black), convex vinyl (black), self-edge wood veneer, or solid wood convex or beveled edge
- Disc base:
  - Column: aluminum with powder coat color
  - Cone transition component between column and disc: aluminum with powder coat color
  - Disc: aluminum with powder coat color*Tip: Any combination of powder coat colors and optional Polished Aluminum is possible for the column, cone, and disc.*
- 19" cast aluminum technology spider on laminate and veneer tables ► page 146
- Concealed glides: non-marring, black plastic
- Shipped K.D.

**Required to Specify**

- Product number
- Powder coat color number and name for each base element—column, cone transition component, and disc
- Laminate or wood color number and name for top
- Edge selection:
  - Self-edge laminate or wood veneer to match top
  - Flat vinyl or convex vinyl edge: black only
  - Solid wood convex or beveled edge

- Wood color number and name for wood edge, if selected  
*Exception: Wood edge will match the surface of a wood veneer top, so no color specification is needed.*  
*Tip: If you specify a wood edge on a top with wood grain laminate, the edge and top may not match.*
- Options: if selected (see list)  
► *Surface Materials*, page 126

**Options****Polished Aluminum column, cone, and/or disc**

If you specify Polished Aluminum on these components, add the following upcharge.

- Column: +\$40 U.S. **+\$56 Canada**
- Cone: +\$100 U.S. **+\$140 Canada**
- Disc: +\$40 U.S. **+\$56 Canada**  
Specify "with Polished Aluminum column (cone, and/or disc)."
- **Stain-to-match** ► page 121
- **Grommets** ► page 132
- **Spheres** ► page 134

**Accessories**

- **Interport\*** ► page 136



\* Send us a drawing



42" diameter

**305706**

U.S. **Canada**



48" diameter

**306706**

U.S. **Canada**



54" diameter

**307706**

U.S. **Canada**

**Laminate or Veneer Table****Self Edge, Flat Vinyl Edge, or Convex Vinyl Edge**

Grade 1 Laminate	\$ 803	<b>\$1124</b>	\$ 833	<b>\$1166</b>	\$ 993	<b>\$1390</b>
Grade 2 Laminate	\$ 844	<b>\$1181</b>	\$ 886	<b>\$1240</b>	\$1059	<b>\$1482</b>
Wood Veneer	\$1339	<b>\$1874</b>	\$1346	<b>\$1884</b>	\$1758	<b>\$2461</b>

**Convex Wood Edge**

Grade 1 Laminate	\$1429	<b>\$2000</b>	\$1507	<b>\$2110</b>	\$1655	<b>\$2317</b>
Grade 2 Laminate	\$1470	<b>\$2057</b>	\$1560	<b>\$2184</b>	\$1721	<b>\$2409</b>
Wood Veneer	\$1965	<b>\$2750</b>	\$2020	<b>\$2828</b>	\$2420	<b>\$3388</b>

**Beveled Wood Edge**

Grade 1 Laminate	\$1531	<b>\$2143</b>	\$1615	<b>\$2261</b>	\$2097	<b>\$2936</b>
Grade 2 Laminate	\$1572	<b>\$2200</b>	\$1668	<b>\$2335</b>	\$2163	<b>\$3028</b>
Wood Veneer	\$2067	<b>\$2893</b>	\$2128	<b>\$2979</b>	\$2862	<b>\$4007</b>

### 0.75"-Thick Laminate or Veneer Table

- ▶ Master Class, page 116
- ▶ Product weights, page 382

#### Standard Includes

- Height: 20"H
- Top: 0.75" particle board core with laminate or straight-grain wood veneer surface
- Edge: self-edge laminate, flat vinyl (black), convex vinyl (black), self-edge wood veneer, or solid wood convex or beveled edge
- Disc base:
  - Column: aluminum with powder coat color
  - Cone transition component between column and disc: aluminum with powder coat color
  - Disc: aluminum with powder coat color*Tip: Any combination of powder coat colors and optional Polished Aluminum is possible for the column, cone, and disc.*
- 19" cast aluminum technology spider on laminate and veneer tables ▶ page 146
- Concealed glides: non-marring, black plastic
- Shipped K.D.

#### Required to Specify

- Product number
- Powder coat color number and name for each base element—column, cone transition component, and disc
- Laminate or wood color number and name for top
- Edge selection:
  - Self-edge laminate or wood veneer to match top
  - Flat vinyl or convex vinyl edge: black only
  - Solid wood convex or beveled edge

- Wood color number and name for wood edge, if selected  
*Exception: Wood edge will match the surface of a wood veneer top, so no color specification is needed.*  
*Tip: If you specify a wood edge on a top with wood grain laminate, the edge and top may not match.*
- Options: if selected (see list)  
▶ *Surface Materials*, page 126

#### Options

##### Polished Aluminum column, cone, and/or disc

If you specify Polished Aluminum on these components, add the following upcharge.

- Column: +\$40 U.S. **+\$56 Canada**
- Cone: +\$100 U.S. **+\$140 Canada**
- Disc: +\$40 U.S. **+\$56 Canada**  
Specify "with Polished Aluminum column (cone, and/or disc)."
- **Stain-to-match** ▶ page 121
- **Grommets** ▶ page 132
- **Spheres** ▶ page 134

#### Accessories

- **Interport\*** ▶ page 136



\* Send us a drawing



18" diameter

**301704**  
U.S. **Canada**



24" diameter

**302704**  
U.S. **Canada**

### Laminate or Veneer Table

#### Self Edge, Flat Vinyl Edge, or Convex Vinyl Edge

Grade 1 Laminate	\$ 642	<b>\$ 899</b>	\$ 652	<b>\$ 913</b>
Grade 2 Laminate	\$ 649	<b>\$ 909</b>	\$ 664	<b>\$ 930</b>
Wood Veneer	\$ 951	<b>\$1332</b>	\$ 968	<b>\$1355</b>

#### Convex Wood Edge

Grade 1 Laminate	\$ 950	<b>\$1330</b>	\$1068	<b>\$1495</b>
Grade 2 Laminate	\$ 957	<b>\$1340</b>	\$1080	<b>\$1512</b>
Wood Veneer	\$1259	<b>\$1763</b>	\$1384	<b>\$1937</b>

#### Beveled Wood Edge

Grade 1 Laminate	\$1000	<b>\$1400</b>	\$1131	<b>\$1584</b>
Grade 2 Laminate	\$1007	<b>\$1410</b>	\$1143	<b>\$1601</b>
Wood Veneer	\$1309	<b>\$1833</b>	\$1447	<b>\$2026</b>



## 0.75"-Thick Laminate or Veneer Table

- Master Class, page 116
- Product weights, page 382

**Standard Includes**

- Height: 29"H  
*Tip: Special-height Cafe tables are available for some table sizes.*  
► Page 176
- Top: 0.75" particle board core with laminate or straight-grain wood veneer surface
- Edge: self-edge laminate, flat vinyl (black), convex vinyl (black), self-edge wood veneer, or solid wood convex or beveled edge
- Disc base:
  - Column: aluminum with powder coat color
  - Cone transition component between column and disc: aluminum with powder coat color
  - Disc: aluminum with powder coat color*Tip: Any combination of powder coat colors and optional Polished Aluminum is possible for the column, cone, and disc.*
- 19" cast aluminum technology spider on laminate and veneer tables ► page 146
- Concealed glides: non-marring, black plastic
- Shipped K.D.

**Required to Specify**

- Product number
- Powder coat color number and name for each base element—column, cone transition component, and disc
- Laminate or wood color number and name for top
- Edge selection:
  - Self-edge laminate or wood veneer to match top
  - Flat vinyl or convex vinyl edge: black only
  - Solid wood convex or beveled edge

- Wood color number and name for wood edge, if selected  
*Exception: Wood edge will match the surface of a wood veneer top, so no color specification is needed.*  
*Tip: If you specify a wood edge on a top with wood grain laminate, the edge and top may not match.*
- Options: if selected (see list)  
► Surface Materials, page 126

**Options****Polished Aluminum column, cone, and/or disc**

If you specify Polished Aluminum on these components, add the following upcharge.

- Column: +\$40 U.S. **+\$56 Canada**
- Cone: +\$100 U.S. **+\$140 Canada**
- Disc: +\$40 U.S. **+\$56 Canada**  
Specify "with Polished Aluminum column (cone, and/or disc)."
- **Stain-to-match** ► page 121
- **Special table height** ► page 129
- **Grommets** ► page 132
- **Spheres** ► page 134

**Accessories**

- **Interport\*** ► page 136



\* Send us a drawing



30" diameter

**303701**  
U.S. **Canada**



36" diameter

**304701**  
U.S. **Canada**



42" diameter

**305702**  
U.S. **Canada**



48" diameter

**306702**  
U.S. **Canada**



54" diameter

**307702**  
U.S. **Canada**

**Laminate or Veneer Table****Self Edge, Flat Vinyl Edge, or Convex Vinyl Edge**

Grade 1 Laminate	\$ 606	<b>\$ 848</b>	\$ 647	<b>\$ 906</b>	\$ 845	<b>\$1183</b>	\$ 874	<b>\$1224</b>	\$1034	<b>\$1448</b>
Grade 2 Laminate	\$ 627	<b>\$ 877</b>	\$ 676	<b>\$ 947</b>	\$ 885	<b>\$1239</b>	\$ 927	<b>\$1298</b>	\$1100	<b>\$1540</b>
Wood Veneer	\$ 940	<b>\$1316</b>	\$1024	<b>\$1434</b>	\$1381	<b>\$1933</b>	\$1387	<b>\$1942</b>	\$1799	<b>\$2519</b>

**Convex Wood Edge**

Grade 1 Laminate	\$1076	<b>\$1506</b>	\$1267	<b>\$1774</b>	\$1470	<b>\$2058</b>	\$1548	<b>\$2168</b>	\$1696	<b>\$2375</b>
Grade 2 Laminate	\$1097	<b>\$1535</b>	\$1296	<b>\$1815</b>	\$1510	<b>\$2114</b>	\$1601	<b>\$2242</b>	\$1762	<b>\$2467</b>
Wood Veneer	\$1410	<b>\$1974</b>	\$1644	<b>\$2302</b>	\$2006	<b>\$2808</b>	\$2061	<b>\$2886</b>	\$2461	<b>\$3446</b>

**Beveled Wood Edge**

Grade 1 Laminate	\$1147	<b>\$1605</b>	\$1355	<b>\$1897</b>	\$1572	<b>\$2201</b>	\$1656	<b>\$2319</b>	\$2138	<b>\$2994</b>
Grade 2 Laminate	\$1168	<b>\$1634</b>	\$1384	<b>\$1938</b>	\$1612	<b>\$2257</b>	\$1709	<b>\$2393</b>	\$2204	<b>\$3086</b>
Wood Veneer	\$1481	<b>\$2073</b>	\$1732	<b>\$2425</b>	\$2108	<b>\$2951</b>	\$2169	<b>\$3037</b>	\$2903	<b>\$4065</b>

### 1.25"-Thick Laminate or Veneer Tables

- Master Class, page 116
- Product weights, page 382

#### Standard Includes

- Height: 29"H  
*Tip: Special-height Cafe tables are available for some table sizes.*  
► Page 176
- Top: 1.25" particle board core with laminate or straight-grain or wedge-cut wood veneer surface
- Edge: self-edge laminate, flat vinyl (black), convex vinyl, self-edge wood veneer, or solid wood convex, beveled, or knife edge
- Disc base:
  - Column: aluminum with powder coat color
  - Cone transition component between column and disc: aluminum with powder coat color
  - Disc: aluminum with powder coat color*Tip: Any combination of powder coat colors and optional Polished Aluminum is possible for the column, cone, and disc.*
- 19" cast aluminum technology spider ► page 146
- Concealed glides: non-marring, black plastic
- Shipped K.D.

#### Required to Specify

- Product number
- Powder coat color number and name for each base element—column, cone transition component, and disc
- Laminate or wood color number and name for top. Specify straight-grain or wedge-cut veneer.
- Edge selection:
  - Self-edge laminate or wood veneer to match top
  - Flat vinyl edge: black only
  - Convex vinyl edge: colors below
  - Solid wood convex, beveled or knife edge

- Vinyl color number and name for convex vinyl edge, if selected: 6690 Black, 6691 Warm White, 6692 Smoke, or 6693 Woodrose
- Wood color number and name for wood edge, if selected  
*Exception: Wood edge will match the surface of a wood veneer top, so no color specification is needed.*  
*Tip: If you specify a wood edge on a top with wood grain laminate, the edge and top may not match.*
- Options: if selected (see list)  
► Surface Materials, page 126

#### Options

##### Polished Aluminum column, cone, and/or disc

If you specify Polished Aluminum on these components, add the following upcharge.

- Column: +\$40 U.S. **+\$56 Canada**
- Cone: +\$100 U.S. **+\$140 Canada**
- Disc: +\$40 U.S. **+\$56 Canada**  
Specify "with Polished Aluminum column (cone, and/or disc)."






- Stain-to-match ► page 121
- Special table height ► page 129
- Grommets ► page 132
- Spheres ► page 134

#### Accessories

- Interport\* ► page 136



\* Send us a drawing

										
	30" diameter		36" diameter		42" diameter		48" diameter		54" diameter	
	<b>333701</b>		<b>334701</b>		<b>335702</b>		<b>336702</b>		<b>337702</b>	
	U.S.	Canada	U.S.	Canada	U.S.	Canada	U.S.	Canada	U.S.	Canada
<b>Self Edge, Flat Vinyl Edge, or Convex Vinyl Edge</b>										
Grade 1 Laminate	\$ 609	<b>\$ 853</b>	\$ 680	<b>\$ 952</b>	\$ 848	<b>\$ 1187</b>	\$ 899	<b>\$ 1259</b>	\$1043	<b>\$ 1460</b>
Grade 2 Laminate	\$ 630	<b>\$ 882</b>	\$ 710	<b>\$ 994</b>	\$ 888	<b>\$ 1243</b>	\$ 951	<b>\$ 1332</b>	\$1109	<b>\$ 1552</b>
Wood Veneer	\$ 977	<b>\$ 1368</b>	\$1030	<b>\$ 1442</b>	\$1383	<b>\$ 1936</b>	\$1406	<b>\$ 1969</b>	\$1830	<b>\$ 2562</b>
Wedge-Cut Veneer	N.A.	<b>N.A.</b>	\$2032	<b>\$ 2845</b>	\$2760	<b>\$ 3864</b>	\$2820	<b>\$ 3948</b>	\$2897	<b>\$ 4056</b>
<b>Convex Wood Edge</b>										
Grade 1 Laminate	\$1081	<b>\$ 1514</b>	\$1318	<b>\$ 1845</b>	\$1502	<b>\$ 2103</b>	\$1583	<b>\$ 2217</b>	\$1812	<b>\$ 2537</b>
Grade 2 Laminate	\$1102	<b>\$ 1543</b>	\$1348	<b>\$ 1887</b>	\$1542	<b>\$ 2159</b>	\$1635	<b>\$ 2290</b>	\$1878	<b>\$ 2629</b>
Wood Veneer	\$1449	<b>\$ 2029</b>	\$1668	<b>\$ 2335</b>	\$2037	<b>\$ 2852</b>	\$2090	<b>\$ 2927</b>	\$2599	<b>\$ 3639</b>
Wedge-Cut Veneer	N.A.	<b>N.A.</b>	\$2670	<b>\$ 3738</b>	\$3414	<b>\$ 4780</b>	\$3504	<b>\$ 4906</b>	\$3666	<b>\$ 5133</b>
<b>Beveled Wood Edge</b>										
Grade 1 Laminate	\$1154	<b>\$ 1616</b>	\$1418	<b>\$ 1985</b>	\$1610	<b>\$ 2254</b>	\$1797	<b>\$ 2516</b>	\$2137	<b>\$ 2992</b>
Grade 2 Laminate	\$1175	<b>\$ 1645</b>	\$1448	<b>\$ 2027</b>	\$1650	<b>\$ 2310</b>	\$1849	<b>\$ 2589</b>	\$2203	<b>\$ 3084</b>
Wood Veneer	\$1522	<b>\$ 2131</b>	\$1768	<b>\$ 2475</b>	\$2145	<b>\$ 3003</b>	\$2304	<b>\$ 3226</b>	\$2924	<b>\$ 4094</b>
Wedge-Cut Veneer	N.A.	<b>N.A.</b>	\$2770	<b>\$ 3878</b>	\$3522	<b>\$ 4931</b>	\$3718	<b>\$ 5205</b>	\$3991	<b>\$ 5588</b>
<b>Knife Wood Edge</b>										
Grade 1 Laminate	N.A.	<b>N.A.</b>	N.A.	<b>N.A.</b>	\$1782	<b>\$ 2495</b>	\$1985	<b>\$ 2779</b>	\$2395	<b>\$ 3353</b>
Grade 2 Laminate	N.A.	<b>N.A.</b>	N.A.	<b>N.A.</b>	\$1822	<b>\$ 2551</b>	\$2037	<b>\$ 2852</b>	\$2461	<b>\$ 3445</b>
Wood Veneer	N.A.	<b>N.A.</b>	N.A.	<b>N.A.</b>	\$2317	<b>\$ 3244</b>	\$2492	<b>\$ 3489</b>	\$3182	<b>\$ 4455</b>
Wedge-Cut Veneer	N.A.	<b>N.A.</b>	N.A.	<b>N.A.</b>	\$3694	<b>\$ 5172</b>	\$3906	<b>\$ 5468</b>	\$4249	<b>\$ 5949</b>

## 2"-Thick Laminate or Veneer Tables

- Master Class, page 116  
 ► Product weights, page 382

**Standard Includes**

- Height: 29"H  
*Tip: Special-height Cafe tables are available for some table sizes.*  
 ► Page 176
- Top: Laminate or straight-grain or wedge-cut wood veneer surface on 1.25" particle board core with 0.75"-perimeter skirting
- Edge: self-edge laminate, convex vinyl (black) or solid wood convex edge
- Disc base:
  - Column: aluminum with powder coat color
  - Cone transition component between column and disc: aluminum with powder coat color
  - Disc: aluminum with powder coat color*Tip: Any combination of powder coat colors and optional Polished Aluminum is possible for the column, cone, and disc.*
- 19" cast aluminum technology spider ► page 146
- Concealed glides: non-marring, black plastic
- Shipped K.D.

**Required to Specify**

- Product number
- Powder coat color number and name for each base element—column, cone transition component, and disc
- Laminate or wood color number and name for top. Specify straight-grain or wedge-cut veneer.
- Edge selection:
  - Self-edge laminate or wood veneer to match top
  - Convex vinyl edge: black only
  - Solid wood convex edge

- Wood color number and name for wood edge, if selected  
*Exception: Wood edge will match the surface of a wood veneer top, so no color specification is needed.*  
*Tip: If you specify a wood edge on a top with wood grain laminate, the edge and top may not match.*
- Options: if selected (see list)  
 ► Surface Materials, page 126

**Options****Polished Aluminum column, cone, and/or disc**

If you specify Polished Aluminum on these components, add the following upcharge.

- Column: +\$40 U.S. **+\$56 Canada**
- Cone: +\$100 U.S. **+\$140 Canada**
- Disc: +\$40 U.S. **+\$56 Canada**  
 Specify "with Polished Aluminum column (cone, and/or disc)."
- **Stain-to-match** ► page 121
- **Special table height** ► page 129
- **Grommets** ► page 132
- **Spheres** ► page 134

**Accessories**

- **Interport\*** ► page 136



\* Send us a drawing



36" diameter

**604701**

**U.S. Canada**



42" diameter

**605702**

**U.S. Canada**



48" diameter

**606702**

**U.S. Canada**



54" diameter

**607702**

**U.S. Canada**

**Self Edge or Convex Vinyl Edge**

Grade 1 Laminate	\$ 749	<b>\$1049</b>	\$ 956	<b>\$1338</b>	\$1039	<b>\$1455</b>	\$1242	<b>\$1739</b>
Grade 2 Laminate	\$ 779	<b>\$1091</b>	\$ 996	<b>\$1394</b>	\$1091	<b>\$1528</b>	\$1308	<b>\$1831</b>
Wood Veneer	\$1139	<b>\$1595</b>	\$1513	<b>\$2118</b>	\$1593	<b>\$2231</b>	\$2116	<b>\$2963</b>
Wedge-Cut Veneer	\$2399	<b>\$3359</b>	\$3200	<b>\$4480</b>	\$3308	<b>\$4632</b>	\$3420	<b>\$4788</b>

**Convex Wood Edge**

Grade 1 Laminate	\$1462	<b>\$2047</b>	\$1631	<b>\$2283</b>	\$1674	<b>\$2344</b>	\$1799	<b>\$2519</b>
Grade 2 Laminate	\$1492	<b>\$2089</b>	\$1671	<b>\$2339</b>	\$1726	<b>\$2417</b>	\$1865	<b>\$2611</b>
Wood Veneer	\$1852	<b>\$2593</b>	\$2188	<b>\$3063</b>	\$2228	<b>\$3120</b>	\$2673	<b>\$3743</b>
Wedge-Cut Veneer	\$3112	<b>\$4357</b>	\$3875	<b>\$5425</b>	\$3943	<b>\$5521</b>	\$3977	<b>\$5568</b>

### 0.75"- or 1.25"-Thick Laminate or Veneer Tables

- ▶ Master Class, page 116
- ▶ Product weights, page 382

#### Standard Includes

- Height: 29"H
- Top: 0.75" or 1.25" particle board core with laminate or straight-grain wood veneer surface
- Edge on 0.75"-thick top: self-edge laminate, flat vinyl (black), convex vinyl (black), self-edge wood veneer or solid wood convex edge
- Edge on 1.25"-thick top: self-edge laminate, flat vinyl (black), convex vinyl, or solid wood convex, beveled, or knife edge
- Disc base:
  - Column: aluminum with powder coat color
  - Cone transition component between column and disc: aluminum with powder coat color
  - Disc: aluminum with powder coat color*Tip: Any combination of powder coat colors and optional Polished Aluminum is possible for the column, cone, and disc.*
- 19" cast aluminum technology spider ▶ page 146
- Concealed glides: non-marring, black plastic
- Shipped K.D.

#### Required to Specify

- Product number
- Powder coat color number and name for each base element—column, cone transition component, and disc
- Laminate or wood color number and name for top
- Edge selection for 0.75"-thick top:
  - Self-edge laminate or wood veneer to match top
  - Flat vinyl or convex vinyl edge: black only
  - Solid wood convex edge
- Edge selection for 1.25"-thick top:
  - Self-edge laminate or wood veneer to match top
  - Flat vinyl edge: black only
  - Convex vinyl edge: colors below
  - Solid wood convex, beveled, or knife edge

- Vinyl color number and name for convex vinyl edge on 1.25"-thick top, if selected: 6690 Black, 6691 Warm White, 6692 Smoke, or 6693 Woodrose
- Wood color number and name for wood edge, if selected  
*Exception: Wood edge will match the surface of a wood veneer top, so no color specification is needed.*  
*Tip: If you specify a wood edge on a top with wood grain laminate, the edge and top may not match.*
- Options: if selected (see list)
  - ▶ Surface Materials, page 126

#### Options

##### Polished Aluminum column, cone, and/or disc

If you specify Polished Aluminum on these components, add the following upcharge.

- Column: +\$40 U.S. **+\$56 Canada**
- Cone: +\$100 U.S. **+\$140 Canada**
- Disc: +\$40 U.S. **+\$56 Canada**  
Specify "with Polished Aluminum column (cone, and/or disc)."
- Stain-to-match ▶ page 121
- Special table height ▶ page 129
- Grommets ▶ page 132
- Spheres ▶ page 134

#### Accessories

- Interport\* ▶ page 136



\* Send us a drawing

#### 24" x 24"



0.75"-thick top

**400701**  
U.S. **Canada**

#### 30" x 30"



1.25"-thick top

**478701**  
U.S. **Canada**

#### 36" x 36"



1.25"-thick top

**481701**  
U.S. **Canada**

#### 42" x 42"



1.25"-thick top

**431702**  
U.S. **Canada**

#### Self Edge, Flat Vinyl Edge, or Convex Vinyl Edge

Grade 1 Laminate	\$567	<b>\$794</b>	\$ 623	<b>\$ 872</b>	\$ 698	<b>\$ 977</b>	\$ 925	<b>\$1295</b>
Grade 2 Laminate	\$580	<b>\$812</b>	\$ 643	<b>\$ 900</b>	\$ 728	<b>\$1019</b>	\$ 965	<b>\$1351</b>
Wood Veneer	N.A.	<b>N.A.</b>	\$1023	<b>\$1432</b>	\$1100	<b>\$1540</b>	\$1441	<b>\$2017</b>

#### Convex Wood Edge

Grade 1 Laminate	N.A.	<b>N.A.</b>	\$ 946	<b>\$1324</b>	\$1324	<b>\$1853</b>	\$1543	<b>\$2160</b>
Grade 2 Laminate	N.A.	<b>N.A.</b>	\$ 966	<b>\$1352</b>	\$1354	<b>\$1895</b>	\$1583	<b>\$2216</b>
Wood Veneer	N.A.	<b>N.A.</b>	\$1346	<b>\$1884</b>	\$1726	<b>\$2416</b>	\$2059	<b>\$2882</b>

#### Beveled Wood Edge

Grade 1 Laminate	N.A.	<b>N.A.</b>	\$1137	<b>\$1592</b>	\$1457	<b>\$2040</b>	\$1650	<b>\$2310</b>
Grade 2 Laminate	N.A.	<b>N.A.</b>	\$1157	<b>\$1620</b>	\$1487	<b>\$2082</b>	\$1690	<b>\$2366</b>
Wood Veneer	N.A.	<b>N.A.</b>	\$1537	<b>\$2152</b>	\$1859	<b>\$2603</b>	\$2166	<b>\$3032</b>

#### Knife Wood Edge

Grade 1 Laminate	N.A.	<b>N.A.</b>	\$1187	<b>\$1662</b>	\$1520	<b>\$2128</b>	\$1726	<b>\$2416</b>
Grade 2 Laminate	N.A.	<b>N.A.</b>	\$1207	<b>\$1690</b>	\$1550	<b>\$2170</b>	\$1766	<b>\$2472</b>
Wood Veneer	N.A.	<b>N.A.</b>	\$1587	<b>\$2222</b>	\$1922	<b>\$2691</b>	\$2242	<b>\$3138</b>

## 2"-Thick Laminate or Veneer Tables

- ▶ Master Class, page 116
- ▶ Product weights, page 382

**Standard Includes**

- Height: 29"H
- Top: Laminate or straight-grain wood veneer surface on 1.25" particle board core with 0.75"-perimeter skirting
- Edge: self-edge laminate, convex vinyl (black) or solid wood convex edge
- Disc base:
  - Column: aluminum with powder coat color
  - Cone transition component between column and disc: aluminum with powder coat color
  - Disc: aluminum with powder coat color*Tip: Any combination of powder coat colors and optional Polished Aluminum is possible for the column, cone, and disc.*
- 19" cast aluminum technology spider ▶ page 146
- Concealed glides: non-marring, black plastic
- Shipped K.D.

**Required to Specify**

- Product number
- Powder coat color number and name for each base element—column, cone transition component, and disc
- Laminate or wood color number and name for top. Specify straight-grain or wedge-cut veneer.
- Edge selection:
  - Self-edge laminate or wood veneer to match top
  - Convex vinyl edge: black only
  - Solid wood convex edge

- Wood color number and name for wood edge, if selected  
*Exception: Wood edge will match the surface of a wood veneer top, so no color specification is needed.*  
*Tip: If you specify a wood edge on a top with wood grain laminate, the edge and top may not match.*
- Options: if selected (see list)
  - ▶ *Surface Materials*, page 126

**Options****Polished Aluminum column, cone, and/or disc**

If you specify Polished Aluminum on these components, add the following upcharge.

- Column: +\$40 U.S. **+\$56 Canada**
- Cone: +\$100 U.S. **+\$140 Canada**
- Disc: +\$40 U.S. **+\$56 Canada**  
Specify "with Polished Aluminum column (cone, and/or disc)."
- **Stain-to-match** ▶ page 121
- **Special table height** ▶ page 129
- **Grommets** ▶ page 132
- **Spheres** ▶ page 134

**Accessories**

- **Interport** ▶ page 136



\* Send us a drawing



36" x 36"

**620701**

**U.S. Canada**



42" x 42"

**630702**

**U.S. Canada**

**Self Edge or Convex Vinyl Edge**

Grade 1 Laminate	\$ 785	<b>\$1099</b>	\$1040	<b>\$1456</b>
Grade 2 Laminate	\$ 815	<b>\$1141</b>	\$1080	<b>\$1512</b>
Wood Veneer	\$1139	<b>\$1595</b>	\$1485	<b>\$2079</b>

**Convex Wood Edge**

Grade 1 Laminate	\$1428	<b>\$1999</b>	\$1696	<b>\$2374</b>
Grade 2 Laminate	\$1458	<b>\$2041</b>	\$1736	<b>\$2430</b>
Wood Veneer	\$1782	<b>\$2495</b>	\$2141	<b>\$2997</b>

### 1.25"- or 2"-Thick Laminate or Veneer Tables

- Master Class, page 116
- Product weights, page 382

#### Standard Includes

- Height: 29"H
- Top: Laminate or straight-grain or wedge-cut wood veneer surface on 1.25" particle board core or 1.25" particle board core with 0.75"-perimeter skirting  
*Tip: Tops that are 12'L or less ship in one piece. Sectioned tops with Tite-Joint fasteners for assembly on site are available as an option.*
- Edge on 1.25"-thick top: self-edge laminate, flat vinyl (black), convex vinyl, or solid wood convex, beveled, or knife edge
- Edge on 2"-thick top: self-edge laminate, convex vinyl (black) or solid wood convex edge
- Disc base:
  - Column: aluminum with powder coat color
  - Cone transition component between column and disc: aluminum with powder coat color
  - Disc: aluminum with powder coat color*Tip: Any combination of powder coat colors and optional Polished Aluminum is possible for the column, cone, and disc.*
- 19" cast aluminum technology spider ► page 146
- Concealed glides: non-marring, black plastic
- Shipped K.D.

#### Required to Specify

- Product number
- Powder coat color number and name for each base element—column, cone transition component, and disc
- Laminate or wood color number and name for top. Specify straight-grain or wedge-cut veneer.
- Edge selection for 1.25"-thick top:
  - Self-edge laminate or wood veneer to match top
  - Flat vinyl edge: black only
  - Convex vinyl edge: colors below
  - Solid wood convex, beveled, or knife edge

- Edge selection for 2"-thick top:
  - Self-edge laminate or wood veneer to match top
  - Convex vinyl edge: black only
  - Solid wood convex edge
- Vinyl color number and name for convex vinyl edge on 1.25"-thick top, if selected: 6690 Black, 6691 Warm White, 6692 Smoke, or 6693 Woodrose
- Wood color number and name for wood edge, if selected  
*Exception: Wood edge will match the surface of a wood veneer top, so no color specification is needed.*  
*Tip: If you specify a wood edge on a top with wood grain laminate, the edge and top may not match.*
- Options: if selected (see list)
  - Surface Materials, page 126

#### Options

##### Polished Aluminum columns, cones, and/or discs

If you specify Polished Aluminum on these components, add the following upcharge.

- Columns: +\$80 U.S. **+\$112 Canada**
- Cones: +\$200 U.S. **+\$280 Canada**
- Discs: +\$80 U.S. **+\$112 Canada**  
Specify "with Polished Aluminum columns (cones, and/or discs)."
- Stain-to-match ► page 121
- Sectioned top ► page 117
- Grommets ► page 132
- Spheres ► page 134

#### Accessories

- Interport\* ► page 136



\* Send us a drawing

#### 96"L x 48"W



1.25"-thick top

**275702**

U.S. **Canada**



2"-thick top

**675702**

U.S. **Canada**

#### 10'L x 48"W



1.25"-thick top

**276702**

U.S. **Canada**



2"-thick top

**676702**

U.S. **Canada**

#### Self Edge, Flat Vinyl Edge, or Convex Vinyl Edge

Grade 1 Laminate	\$1868	<b>\$ 2615</b>	\$2036	<b>\$2850</b>	\$2135	<b>\$ 2989</b>	\$2378	<b>\$ 3329</b>
Grade 2 Laminate	\$1972	<b>\$ 2761</b>	\$2140	<b>\$2996</b>	\$2264	<b>\$ 3170</b>	\$2507	<b>\$ 3510</b>
Wood Veneer	\$3214	<b>\$ 4499</b>	\$3319	<b>\$4646</b>	\$4407	<b>\$ 6170</b>	\$4662	<b>\$ 6527</b>
Wedge-Cut Veneer	\$5010	<b>\$ 7014</b>	\$5174	<b>\$7243</b>	\$5976	<b>\$ 8366</b>	\$6184	<b>\$ 8657</b>

#### Convex Wood Edge

Grade 1 Laminate	\$3307	<b>\$ 4630</b>	\$3554	<b>\$4975</b>	\$3768	<b>\$ 5275</b>	\$3936	<b>\$ 5510</b>
Grade 2 Laminate	\$3411	<b>\$ 4776</b>	\$3658	<b>\$5121</b>	\$3897	<b>\$ 5456</b>	\$4065	<b>\$ 5691</b>
Wood Veneer	\$4653	<b>\$ 6514</b>	\$4837	<b>\$6771</b>	\$6040	<b>\$ 8456</b>	\$6220	<b>\$ 8708</b>
Wedge-Cut Veneer	\$6449	<b>\$ 9029</b>	\$6692	<b>\$9368</b>	\$7609	<b>\$10,652</b>	\$7742	<b>\$10,838</b>

#### Beveled Wood Edge

Grade 1 Laminate	\$3661	<b>\$ 5125</b>	N.A.	<b>N.A.</b>	\$4284	<b>\$ 5998</b>	N.A.	<b>N.A.</b>
Grade 2 Laminate	\$3765	<b>\$ 5271</b>	N.A.	<b>N.A.</b>	\$4413	<b>\$ 6179</b>	N.A.	<b>N.A.</b>
Wood Veneer	\$5007	<b>\$ 7009</b>	N.A.	<b>N.A.</b>	\$6556	<b>\$ 9179</b>	N.A.	<b>N.A.</b>
Wedge-Cut Veneer	\$6803	<b>\$ 9524</b>	N.A.	<b>N.A.</b>	\$8125	<b>\$11,375</b>	N.A.	<b>N.A.</b>

#### Knife Wood Edge

Grade 1 Laminate	\$4036	<b>\$ 5650</b>	N.A.	<b>N.A.</b>	\$4831	<b>\$ 6763</b>	N.A.	<b>N.A.</b>
Grade 2 Laminate	\$4140	<b>\$ 5796</b>	N.A.	<b>N.A.</b>	\$4960	<b>\$ 6944</b>	N.A.	<b>N.A.</b>
Wood Veneer	\$5382	<b>\$ 7534</b>	N.A.	<b>N.A.</b>	\$7103	<b>\$ 9944</b>	N.A.	<b>N.A.</b>
Wedge-Cut Veneer	\$7178	<b>\$10,049</b>	N.A.	<b>N.A.</b>	\$8672	<b>\$12,140</b>	N.A.	<b>N.A.</b>

- Master Class, page 116  
► Product weights, page 382

**Standard Includes**

- Disc base:
    - Column: aluminum with powder coat color
    - Cone transition component between column and disc: aluminum with powder coat color
    - Disc: aluminum with powder coat color
- Tip: Any combination of powder coat colors and optional Polished Aluminum is possible for the column, cone, and disc.*
- 19" cast aluminum technology spider ► page 146
  - Concealed glides: non-marring, black plastic
  - Shipped set up

**Required to Specify**

- Product number
- Powder coat color number and name for each base element—column, cone transition component, and disc
- Options: if selected (see list)
  - *Surface Materials*, page 126

**Options****Polished Aluminum column, cone, and/or disc**

If you specify Polished Aluminum on these components, add the following upcharge.

- Column: +\$40 U.S. **+\$56 Canada**
  - Cone: +\$100 U.S. **+\$140 Canada**
  - Disc: +\$40 U.S. **+\$56 Canada**
- Specify "with Polished Aluminum column (cone, and/or disc)."
- **Special table height** ► page 129

**14.25"H**

Base diameter: 14"  
Column diameter: 1.75"  
Minimum top size: 18"  
Maximum top size: 24"

**000703**U.S. **Canada****14.25"H**

Base diameter: 21"  
Column diameter: 2.5"  
Minimum top size: 30"  
Maximum top size: 36"

**000705**U.S. **Canada****14.25"H**

Base diameter: 26"  
Column diameter: 3"  
Minimum top size: 42"  
Maximum top size: 54"

**000706**U.S. **Canada****Configured to Support Solid Top**

\$497

**\$696**

\$511

**\$715**

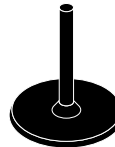
\$544

**\$762****19.25"H**

Base diameter: 14"  
Column diameter: 1.75"  
Minimum top size: 18"  
Maximum top size: 24"

**000704**U.S. **Canada****28"H**

Base diameter: 21"  
Column diameter: 2.5"  
Minimum top size: 24"  
Maximum top size: 36"

**000701**U.S. **Canada****28"H**

Base diameter: 26"  
Column diameter: 3"  
Minimum top size: 42"  
Maximum top size: 54"

**000702**U.S. **Canada****Configured to Support Solid Top**

\$506

**\$708**

\$449

**\$629**

\$585




**\$819**



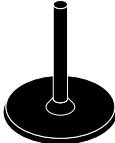
*Tip: Do not subtract price of base from complete table to obtain price of table top. Contact your customer service representative for special pricing.*



- ▶ Master Class, page 116
- ▶ Product weights, page 382

<b>Standard Includes</b> <ul style="list-style-type: none"><li>• Disc base:<ul style="list-style-type: none"><li>– Column: aluminum with powder coat color</li><li>– Cone transition component between column and disc: aluminum with powder coat color</li><li>– Disc: aluminum with powder coat color</li></ul><i>Tip: Any combination of powder coat colors and optional Polished Aluminum is possible for the column, cone, and disc.</i></li><li>• Concealed glides: non-marring, black plastic</li><li>• Shipped set up</li></ul>	<b>Required to Specify</b> <ul style="list-style-type: none"><li>• Product number</li><li>• Powder coat color number and name for each base element—column, cone transition component, and disc</li><li>• Options: if selected (see list)<ul style="list-style-type: none"><li>▶ <i>Surface Materials</i>, page 126</li></ul></li></ul>
	<b>Options</b> <b>Polished Aluminum column, cone, and/or disc</b> If you specify Polished Aluminum on these components, add the following upcharge. <ul style="list-style-type: none"><li>• Column: +\$40 U.S. <i>+\$56 Canada</i></li><li>• Cone: +\$100 U.S. <i>+\$140 Canada</i></li><li>• Disc: +\$40 U.S. <i>+\$56 Canada</i></li></ul> Specify “with Polished Aluminum column (cone, and/or disc).” <ul style="list-style-type: none"><li>• <b>Special table height</b> ▶ page 129</li></ul>

<b>14.25"H</b>  Base diameter: 14" Column diameter: 1.75" Minimum top size: 18" Maximum top size: 24" <b>000713</b> U.S. <i>Canada</i>	<b>14.25"H</b>  Base diameter: 21" Column diameter: 2.5" Minimum top size: 30" Maximum top size: 36" <b>000715</b> U.S. <i>Canada</i>	<b>14.25"H</b>  Base diameter: 26" Column diameter: 3" Minimum top size: 42" Maximum top size: 54" <b>000716</b> U.S. <i>Canada</i>
<b>Configured to Support Glass Top</b>		
\$616 <i>\$862</i>	\$637 <i>\$892</i>	\$680 <i>\$952</i>

<b>19.25"H</b>  Base diameter: 14" Column diameter: 1.75" Minimum top size: 18" Maximum top size: 24" <b>000714</b> U.S. <i>Canada</i>	<b>28"H</b>  Base diameter: 21" Column diameter: 2.5" Minimum top size: 24" Maximum top size: 36" <b>000711</b> U.S. <i>Canada</i>	<b>28"H</b>  Base diameter: 26" Column diameter: 3" Minimum top size: 42" Maximum top size: 54" <b>000712</b> U.S. <i>Canada</i>
<b>Configured to Support Glass Top</b>		
\$622 <i>\$871</i>	\$675 <i>\$945</i>	\$727 <i>\$1018</i>

*Tip: Do not subtract price of base from complete table to obtain price of table top. Contact your customer service representative for special pricing.*



## 48"- and 54"-Diameter

- Master Class, page 116  
► Product weights, page 382

**Standard Includes**

- Height: 29"H
- Top: Laminate or straight-grain or wedge-cut wood veneer surface on 1.25" particle board core or 1.25" particle board core with 0.75"-perimeter skirting
- Edge on 1.25"-thick top: self-edge laminate, flat vinyl (black), convex vinyl, self-edge wood veneer, or solid wood convex, beveled, or knife edge
- Edge on 2"-thick top: self-edge laminate, convex vinyl (black), self-edge wood veneer, or solid wood convex edge
- X-base: extruded aluminum column and cast aluminum feet and top supports with single powder coat color
- Leveling glides: non-marring, black plastic
- Shipped K.D.

**Required to Specify**

- Product number
- Powder coat color number and name for base
- Laminate or wood color number and name for top. Specify straight-grain or wedge-cut veneer.
- Edge selection for 1.25"-thick top:
  - Self-edge laminate or wood veneer to match top
  - Flat vinyl edge: black only
  - Convex vinyl edge: colors at right
  - Solid wood convex, beveled, or knife edge
- Edge selection for 2"-thick top:
  - Self-edge laminate or wood veneer to match top
  - Convex vinyl edge: black only
  - Solid wood convex edge

- Vinyl color number and name for convex vinyl edge on 1.25"-thick top, if selected: 6690 Black, 6691 Warm White, 6692 Smoke, or 6693 Woodrose
- Wood color number and name for wood edge, if selected  
*Exception: Wood edge will match the surface of a wood veneer top, so no color specification is needed.*  
*Tip: If you specify a wood edge on a top with wood grain laminate, the edge and top may not match.*
- Options: if selected (see list)  
► *Surface Materials*, page 126

**Options**

- **Polished Aluminum base feet**  
Polished Aluminum base feet with black column and top supports  
+\$180 U.S. **+\$252 Canada**  
Specify "with Polished Aluminum base feet."
- **Grain-matched veneer\*** ► page 120
- **Stain-to-match** ► page 121
- **Grommets\*** ► page 132  
*Tip: Because of the base design, grommets cannot be placed in the center of round 540 tables.*



\* Send us a drawing

**48"-Diameter**

1.25"-thick top

**336544**U.S. **Canada**

2"-thick top

**606544**U.S. **Canada****54"-Diameter**

1.25"-thick top

**337544**U.S. **Canada**

2"-thick top

**607544**U.S. **Canada****Self Edge, Flat Vinyl Edge, or Convex Vinyl Edge**

Grade 1 Laminate	\$1487	<b>\$2082</b>	\$1627	<b>\$2278</b>	\$1632	<b>\$2285</b>	\$1829	<b>\$2561</b>
Grade 2 Laminate	\$1539	<b>\$2155</b>	\$1679	<b>\$2351</b>	\$1698	<b>\$2377</b>	\$1895	<b>\$2653</b>
Wood Veneer	\$1994	<b>\$2792</b>	\$2181	<b>\$3054</b>	\$2419	<b>\$3387</b>	\$2703	<b>\$3785</b>
Wedge-Cut Veneer	\$3408	<b>\$4771</b>	\$3896	<b>\$5455</b>	\$3486	<b>\$4881</b>	\$4007	<b>\$5610</b>

**Convex Wood Edge**

Grade 1 Laminate	\$2172	<b>\$3041</b>	\$2262	<b>\$3167</b>	\$2400	<b>\$3360</b>	\$2386	<b>\$3341</b>
Grade 2 Laminate	\$2224	<b>\$3114</b>	\$2314	<b>\$3240</b>	\$2466	<b>\$3452</b>	\$2452	<b>\$3433</b>
Wood Veneer	\$2679	<b>\$3751</b>	\$2816	<b>\$3943</b>	\$3187	<b>\$4462</b>	\$3260	<b>\$4565</b>
Wedge-Cut Veneer	\$4093	<b>\$5730</b>	\$4531	<b>\$6344</b>	\$4254	<b>\$5956</b>	\$4564	<b>\$6390</b>

**Beveled Wood Edge**

Grade 1 Laminate	\$2385	<b>\$3339</b>	N.A.	<b>N.A.</b>	\$2725	<b>\$3815</b>	N.A.	<b>N.A.</b>
Grade 2 Laminate	\$2437	<b>\$3412</b>	N.A.	<b>N.A.</b>	\$2791	<b>\$3907</b>	N.A.	<b>N.A.</b>
Wood Veneer	\$2892	<b>\$4049</b>	N.A.	<b>N.A.</b>	\$3512	<b>\$4917</b>	N.A.	<b>N.A.</b>
Wedge-Cut Veneer	\$4306	<b>\$6028</b>	N.A.	<b>N.A.</b>	\$4579	<b>\$6411</b>	N.A.	<b>N.A.</b>

**Knife Wood Edge**

Grade 1 Laminate	\$2609	<b>\$3653</b>	N.A.	<b>N.A.</b>	\$3028	<b>\$4239</b>	N.A.	<b>N.A.</b>
Grade 2 Laminate	\$2661	<b>\$3726</b>	N.A.	<b>N.A.</b>	\$3094	<b>\$4331</b>	N.A.	<b>N.A.</b>
Wood Veneer	\$3116	<b>\$4363</b>	N.A.	<b>N.A.</b>	\$3815	<b>\$5341</b>	N.A.	<b>N.A.</b>
Wedge-Cut Veneer	\$4530	<b>\$6342</b>	N.A.	<b>N.A.</b>	\$4882	<b>\$6835</b>	N.A.	<b>N.A.</b>

**60"- and 72"-Diameter**

- Master Class, page 116  
► Product weights, page 382

**Standard Includes**

- Height: 29"H
- Top: Laminate or straight-grain or wedge-cut wood veneer surface on 1.25" particle board core or 1.25" particle board core with 0.75"-perimeter skirting  
*Tip: Tops that are 72" diameter will have a seam.*  
*Tip: Tops that are 72" diameter or less ship in one piece.*  
*Sectioned tops with Tite-Joint fasteners for assembly on site are available as an option.*
- Edge on 1.25"-thick top: self-edge laminate, flat vinyl (black), convex vinyl, self-edge wood veneer, or solid wood convex, or beveled edge
- Edge on 2"-thick top: self-edge laminate, convex vinyl (black), self-edge wood veneer, or solid wood convex edge
- X-base: extruded aluminum column and cast aluminum feet and top supports with single powder coat color
- Leveling glides: non-marring, black plastic
- Shipped K.D.

**Required to Specify**

- Product number
- Powder coat color number and name for base
- Laminate or wood color number and name for top Specify straight-grain or wedge-cut veneer.
- Edge selection for 1.25"-thick top:
  - Self-edge laminate or wood veneer to match top
  - Flat vinyl edge: black only
  - Convex vinyl edge: colors at right
  - Solid wood convex or beveled edge
- Edge selection for 2"-thick top:
  - Self-edge laminate or wood veneer to match top
  - Convex vinyl edge: black only
  - Solid wood convex edge

- Vinyl color number and name for convex vinyl edge on 1.25"-thick top, if selected: 6690 Black, 6691 Warm White, 6692 Smoke, or 6693 Woodrose
- Wood color number and name for wood edge, if selected  
*Exception: Wood edge will match the surface of a wood veneer top, so no color specification is needed.*  
*Tip: If you specify a wood edge on a top with wood grain laminate, the edge and top may not match.*
- Options: if selected (see list)  
► *Surface Materials*, page 126

**Options****• Polished Aluminum base feet**

Polished Aluminum base feet with black column and top supports  
+\$180 U.S. **+\$252 Canada**  
Specify "with Polished Aluminum base feet."

**Sectioned top** ► page 117

Tops 72" diameter and smaller that are normally shipped in one piece may be cut into two equal sections. Tite-Joint fasteners are provided for assembly on site.

- 60"- and 72"-diameter tops **+\$255 U.S. **+\$357 Canada****  
Specify "sectioned top."\*

**• Grain-matched veneer\*** ► page 120**• Stain-to-match** ► page 121**• Grommets\*** ► page 132

*Tip: Because of the base design, grommets cannot be placed in the center of round 540 tables.*



\* Send us a drawing

**60"-Diameter**

1.25"-thick top

**338544**  
U.S. **Canada**



2"-thick top

**608544**  
U.S. **Canada**

**72"-Diameter**

1.25"-thick top

**339545**  
U.S. **Canada**



2"-thick top

**609545**  
U.S. **Canada**

**Self Edge, Flat Vinyl Edge, or Convex Vinyl Edge**

Grade 1 Laminate	\$1635	<b>\$2289</b>	\$1906	<b>\$2668</b>	\$2600	<b>\$3640</b>	\$2861	<b>\$4005</b>
Grade 2 Laminate	\$1716	<b>\$2402</b>	\$1987	<b>\$2781</b>	\$2717	<b>\$3804</b>	\$2978	<b>\$4169</b>
Wood Veneer	\$2512	<b>\$3517</b>	\$2805	<b>\$3927</b>	\$3869	<b>\$5417</b>	\$4379	<b>\$6130</b>
Wedge-Cut Veneer	\$3579	<b>\$5011</b>	\$4103	<b>\$5744</b>	\$5313	<b>\$7438</b>	\$6136	<b>\$8590</b>

**Convex Wood Edge**

Grade 1 Laminate	\$2457	<b>\$3440</b>	\$2482	<b>\$3474</b>	\$3821	<b>\$5349</b>	\$3811	<b>\$5335</b>
Grade 2 Laminate	\$2538	<b>\$3553</b>	\$2563	<b>\$3587</b>	\$3938	<b>\$5513</b>	\$3928	<b>\$5499</b>
Wood Veneer	\$3334	<b>\$4668</b>	\$3381	<b>\$4733</b>	\$5090	<b>\$7126</b>	\$5329	<b>\$7460</b>
Wedge-Cut Veneer	\$4401	<b>\$6162</b>	\$4679	<b>\$6550</b>	\$6534	<b>\$9147</b>	\$7086	<b>\$9920</b>

**Beveled Wood Edge**

Grade 1 Laminate	\$2792	<b>\$3909</b>	N.A.	<b>N.A.</b>	\$4244	<b>\$5942</b>	N.A.	<b>N.A.</b>
Grade 2 Laminate	\$2873	<b>\$4022</b>	N.A.	<b>N.A.</b>	\$4361	<b>\$6106</b>	N.A.	<b>N.A.</b>
Wood Veneer	\$3669	<b>\$5137</b>	N.A.	<b>N.A.</b>	\$5513	<b>\$7719</b>	N.A.	<b>N.A.</b>
Wedge-Cut Veneer	\$4736	<b>\$6631</b>	N.A.	<b>N.A.</b>	\$6957	<b>\$9740</b>	N.A.	<b>N.A.</b>

## 36", 42", and 48" Square

- Master Class, page 116  
► Product weights, page 382

**Standard Includes**

- Height: 29"H
- Top: Laminate or straight-grain wood veneer surface on 1.25" particle board core or 1.25" particle board core with 0.75"-perimeter skirting
- Edge on 1.25"-thick top: self-edge laminate, flat vinyl (black), convex vinyl, self-edge wood veneer, or solid wood convex, beveled, knife, or waterfall edge
- Edge on 2"-thick top: self-edge laminate, convex vinyl (black), self-edge wood veneer, or solid wood convex edge
- X-base: extruded aluminum column and cast aluminum feet and top supports with single powder coat color
- Leveling glides: non-marring, black plastic
- Shipped K.D.

**Required to Specify**

- Product number
- Powder coat color number and name for base
- Laminate or wood color number and name for top
- Edge selection for 1.25"-thick top:
  - Self-edge laminate or wood veneer to match top
  - Flat vinyl edge: black only
  - Convex vinyl edge: colors at right
  - Solid wood convex, beveled, knife, or waterfall edge
- Edge selection for 2"-thick top:
  - Self-edge laminate or wood veneer to match top
  - Convex vinyl edge: black only
  - Solid wood convex edge

- Vinyl color number and name for convex vinyl edge on 1.25"-thick top, if selected: 6690 Black, 6691 Warm White, 6692 Smoke, or 6693 Woodrose
- Wood color number and name for wood edge, if selected  
*Exception: Wood edge will match the surface of a wood veneer top, so no color specification is needed.*  
*Tip: If you specify a wood edge on a top with wood grain laminate, the edge and top may not match.*
- Options: if selected (see list)  
► *Surface Materials*, page 126

**Options**

- **Polished Aluminum base feet**  
Polished Aluminum base feet with black column and top supports  
+\$180 U.S. **+\$252 Canada**  
Specify "with Polished Aluminum base feet."
- **Grain-matched veneer\*** ► page 120
- **Stain-to-match** ► page 121
- **Grommets\*** ► page 132  
*Tip: Because of the base design, grommets cannot be placed in the center of square 540 tables.*



\* Send us a drawing

36" x 36"		42" x 42"		48" x 48"	
1.25"-thick top	2"-thick top	1.25"-thick top	2"-thick top	1.25"-thick top	2"-thick top
<b>481544</b> U.S. <b>Canada</b>	<b>620544</b> U.S. <b>Canada</b>	<b>431544</b> U.S. <b>Canada</b>	<b>630544</b> U.S. <b>Canada</b>	<b>452544</b> U.S. <b>Canada</b>	<b>640544</b> U.S. <b>Canada</b>

**Self Edge, Flat Vinyl Edge, or Convex Vinyl Edge**

Grade 1 Laminate	\$1423	<b>\$1992</b>	\$1509	<b>\$2113</b>	\$1512	<b>\$2117</b>	\$1628	<b>\$2279</b>	\$1566	<b>\$2192</b>	\$1710	<b>\$2394</b>
Grade 2 Laminate	\$1453	<b>\$2034</b>	\$1539	<b>\$2155</b>	\$1552	<b>\$2173</b>	\$1668	<b>\$2335</b>	\$1619	<b>\$2266</b>	\$1763	<b>\$2468</b>
Wood Veneer	\$1825	<b>\$2555</b>	\$1863	<b>\$2609</b>	\$2028	<b>\$2839</b>	\$2073	<b>\$2902</b>	\$2096	<b>\$2934</b>	\$2143	<b>\$3000</b>

**Convex Wood Edge**

Grade 1 Laminate	\$2049	<b>\$2868</b>	\$2152	<b>\$3013</b>	\$2130	<b>\$2982</b>	\$2284	<b>\$3197</b>	\$2154	<b>\$3015</b>	\$2395	<b>\$3353</b>
Grade 2 Laminate	\$2079	<b>\$2910</b>	\$2182	<b>\$3055</b>	\$2170	<b>\$3038</b>	\$2324	<b>\$3253</b>	\$2207	<b>\$3089</b>	\$2448	<b>\$3427</b>
Wood Veneer	\$2451	<b>\$3431</b>	\$2506	<b>\$3509</b>	\$2646	<b>\$3704</b>	\$2729	<b>\$3820</b>	\$2684	<b>\$3757</b>	\$2828	<b>\$3959</b>

**Beveled Wood Edge**

Grade 1 Laminate	\$2182	<b>\$3055</b>	N.A.	<b>N.A.</b>	\$2238	<b>\$3133</b>	N.A.	<b>N.A.</b>	\$2356	<b>\$3298</b>	N.A.	<b>N.A.</b>
Grade 2 Laminate	\$2212	<b>\$3097</b>	N.A.	<b>N.A.</b>	\$2278	<b>\$3189</b>	N.A.	<b>N.A.</b>	\$2409	<b>\$3372</b>	N.A.	<b>N.A.</b>
Wood Veneer	\$2584	<b>\$3618</b>	N.A.	<b>N.A.</b>	\$2754	<b>\$3855</b>	N.A.	<b>N.A.</b>	\$2886	<b>\$4040</b>	N.A.	<b>N.A.</b>

**Knife Wood Edge or Waterfall Wood Edge**

Grade 1 Laminate	\$2246	<b>\$3144</b>	N.A.	<b>N.A.</b>	\$2313	<b>\$3238</b>	N.A.	<b>N.A.</b>	\$2437	<b>\$3411</b>	N.A.	<b>N.A.</b>
Grade 2 Laminate	\$2276	<b>\$3186</b>	N.A.	<b>N.A.</b>	\$2353	<b>\$3294</b>	N.A.	<b>N.A.</b>	\$2490	<b>\$3485</b>	N.A.	<b>N.A.</b>
Wood Veneer	\$2648	<b>\$3707</b>	N.A.	<b>N.A.</b>	\$2829	<b>\$3960</b>	N.A.	<b>N.A.</b>	\$2967	<b>\$4153</b>	N.A.	<b>N.A.</b>

84"L and 96"L x 48"W

- Master Class, page 116
- Product weights, page 382

Standard Includes

- Height: 29"H
- Top: Laminate or straight-grain wood veneer surface on 1.25" particle board core or 1.25" particle board core with 0.75"-perimeter skirting
- Edge on 1.25"-thick top: self-edge laminate, flat vinyl (black), convex vinyl, self-edge wood veneer, or solid wood convex, beveled, knife, or waterfall edge
- Edge on 2"-thick top: self-edge laminate, convex vinyl (black), self-edge wood veneer, or solid wood convex edge
- Two I-bases: extruded aluminum columns and steel stretcher bars, cast aluminum feet and top supports with single powder coat color
- Leveling glides: non-marring, black plastic
- Shipped K.D.

Required to Specify

- Product number
- Powder coat color number and name for base
- Laminate or wood color number and name for top
- Edge selection for 1.25"-thick top:
  - Self-edge laminate or wood veneer to match top
  - Flat vinyl edge: black only
  - Convex vinyl edge: colors at right
  - Solid wood convex, beveled, knife, or waterfall edge
- Edge selection for 2"-thick top:
  - Self-edge laminate or wood veneer to match top
  - Convex vinyl edge: black only
  - Solid wood convex edge

- Vinyl color number and name for convex vinyl edge on 1.25"-thick top, if selected: 6690 Black, 6691 Warm White, 6692 Smoke, or 6693 Woodrose
- Wood color number and name for wood edge, if selected  
*Exception: Wood edge will match the surface of a wood veneer top, so no color specification is needed.*  
*Tip: If you specify a wood edge on a top with wood grain laminate, the edge and top may not match.*
- Options: if selected (see list)  
► *Surface Materials*, page 126

Options

- **Polished Aluminum base feet**  
Polished Aluminum base feet with black columns, stretchers, and top supports  
+\$152 U.S. **+\$213 Canada**  
Specify "with Polished Aluminum base feet."
- **Grain-matched veneer\*** ► page 120
- **Stain-to-match** ► page 121
- **Grommets\*** ► page 132



\* Send us a drawing

84"L x 48"W



1.25"-thick top

**455546**  
U.S. **Canada**



2"-thick top

**645546**  
U.S. **Canada**

96"L x 48"W



1.25"-thick top

**456546**  
U.S. **Canada**



2"-thick top

**646546**  
U.S. **Canada**

Self Edge, Flat Vinyl Edge, or Convex Vinyl Edge

Grade 1 Laminate	\$2014	<b>\$2820</b>	\$2129	<b>\$2981</b>	\$2015	<b>\$2821</b>	\$2143	<b>\$3000</b>
Grade 2 Laminate	\$2106	<b>\$2949</b>	\$2221	<b>\$3110</b>	\$2119	<b>\$2967</b>	\$2247	<b>\$3146</b>
Wood Veneer	\$2957	<b>\$4140</b>	\$3043	<b>\$4261</b>	\$3025	<b>\$4235</b>	\$3111	<b>\$4355</b>

Convex Wood Edge

Grade 1 Laminate	\$2774	<b>\$3884</b>	\$2901	<b>\$4062</b>	\$2800	<b>\$3920</b>	\$2922	<b>\$4091</b>
Grade 2 Laminate	\$2866	<b>\$4013</b>	\$2993	<b>\$4191</b>	\$2904	<b>\$4066</b>	\$3026	<b>\$4237</b>
Wood Veneer	\$3717	<b>\$5204</b>	\$3815	<b>\$5342</b>	\$3810	<b>\$5334</b>	\$3890	<b>\$5446</b>

Beveled Wood Edge

Grade 1 Laminate	\$2825	<b>\$3955</b>	N.A.	<b>N.A.</b>	\$2851	<b>\$3991</b>	N.A.	<b>N.A.</b>
Grade 2 Laminate	\$2917	<b>\$4084</b>	N.A.	<b>N.A.</b>	\$2955	<b>\$4137</b>	N.A.	<b>N.A.</b>
Wood Veneer	\$3768	<b>\$5275</b>	N.A.	<b>N.A.</b>	\$3861	<b>\$5405</b>	N.A.	<b>N.A.</b>

Knife Wood Edge or Waterfall Wood Edge

Grade 1 Laminate	\$2945	<b>\$4123</b>	N.A.	<b>N.A.</b>	\$2975	<b>\$4165</b>	N.A.	<b>N.A.</b>
Grade 2 Laminate	\$3037	<b>\$4252</b>	N.A.	<b>N.A.</b>	\$3079	<b>\$4311</b>	N.A.	<b>N.A.</b>
Wood Veneer	\$3888	<b>\$5443</b>	N.A.	<b>N.A.</b>	\$3985	<b>\$5579</b>	N.A.	<b>N.A.</b>

## 108"L and 10'L x 48"W

- Master Class, page 116  
► Product weights, page 382

**Standard Includes**

- Height: 29"H
- Top: Laminate or straight-grain wood veneer surface on 1.25" particle board core or 1.25" particle board core with 0.75"-perimeter skirting  
*Tip: Tops that are 12'L or less ship in one piece. Sectioned tops with Tite-Joint fasteners for assembly on site are available as an option.*
- Edge on 1.25"-thick top: self-edge laminate, flat vinyl (black), convex vinyl, self-edge wood veneer, or solid wood convex, beveled, knife, or waterfall edge
- Edge on 2"-thick top: self-edge laminate, convex vinyl (black), self-edge wood veneer, or solid wood convex edge
- Two I-bases: extruded aluminum columns and steel stretcher bars, cast aluminum feet and top supports with single powder coat color
- Leveling glides: non-marring, black plastic
- Shipped K.D.

**Required to Specify**

- Product number
- Powder coat color number and name for base
- Laminate or wood color number and name for top
- Edge selection for 1.25"-thick top:
  - Self-edge laminate or wood veneer to match top
  - Flat vinyl edge: black only
  - Convex vinyl edge: colors at right
  - Solid wood convex, beveled, knife, or waterfall edge
- Edge selection for 2"-thick top:
  - Self-edge laminate or wood veneer to match top
  - Convex vinyl edge: black only
  - Solid wood convex edge

- Vinyl color number and name for convex vinyl edge on 1.25"-thick top, if selected: 6690 Black, 6691 Warm White, 6692 Smoke, or 6693 Woodrose
- Wood color number and name for wood edge, if selected  
*Exception: Wood edge will match the surface of a wood veneer top, so no color specification is needed.*  
*Tip: If you specify a wood edge on a top with wood grain laminate, the edge and top may not match.*
- Options: if selected (see list)  
► *Surface Materials*, page 126

**Options**• **Polished Aluminum base feet**

Polished Aluminum base feet with black columns, stretchers, and top supports  
+\$152 U.S. **+\$213 Canada**  
Specify "with Polished Aluminum base feet."

• **Sectioned top** ► page 117

Tops 12'L and smaller that are normally shipped in one piece may be cut into two equal sections. Tite-Joint fasteners are provided for assembly on site.

- 48"W tops +\$230 U.S. **+\$518 Canada**  
Specify "sectioned top."\*

- **Grain-matched veneer\*** ► page 120

- **Stain-to-match** ► page 121

- **Grommets\*** ► page 132



\* Send us a drawing

**108"L x 48"W**

1.25"-thick top

**457546**

U.S. **Canada**



2"-thick top

**647546**

U.S. **Canada**

**10'L x 48"W**

1.25"-thick top

**458546**

U.S. **Canada**



2"-thick top

**648546**

U.S. **Canada**

**Self Edge, Flat Vinyl Edge, or Convex Vinyl Edge**

Grade 1 Laminate	\$2434	<b>\$3408</b>	\$2598	<b>\$3637</b>	\$2470	<b>\$3458</b>	\$2647	<b>\$3706</b>
Grade 2 Laminate	\$2550	<b>\$3570</b>	\$2714	<b>\$3799</b>	\$2599	<b>\$3639</b>	\$2776	<b>\$3887</b>
Wood Veneer	\$4139	<b>\$5795</b>	\$4273	<b>\$5982</b>	\$4249	<b>\$5949</b>	\$4386	<b>\$6141</b>

**Convex Wood Edge**

Grade 1 Laminate	\$3759	<b>\$5263</b>	\$3972	<b>\$5561</b>	\$3914	<b>\$5480</b>	\$4075	<b>\$5705</b>
Grade 2 Laminate	\$3875	<b>\$5425</b>	\$4088	<b>\$5723</b>	\$4043	<b>\$5661</b>	\$4204	<b>\$5886</b>
Wood Veneer	\$5464	<b>\$7650</b>	\$5647	<b>\$7906</b>	\$5693	<b>\$7971</b>	\$5814	<b>\$8140</b>

**Beveled Wood Edge**

Grade 1 Laminate	\$3919	<b>\$5487</b>	N.A.	<b>N.A.</b>	\$4018	<b>\$5625</b>	N.A.	<b>N.A.</b>
Grade 2 Laminate	\$4035	<b>\$5649</b>	N.A.	<b>N.A.</b>	\$4147	<b>\$5806</b>	N.A.	<b>N.A.</b>
Wood Veneer	\$5624	<b>\$7874</b>	N.A.	<b>N.A.</b>	\$5797	<b>\$8116</b>	N.A.	<b>N.A.</b>

**Knife Wood Edge or Waterfall Wood Edge**

Grade 1 Laminate	\$4125	<b>\$5775</b>	N.A.	<b>N.A.</b>	\$4233	<b>\$5926</b>	N.A.	<b>N.A.</b>
Grade 2 Laminate	\$4241	<b>\$5937</b>	N.A.	<b>N.A.</b>	\$4362	<b>\$6107</b>	N.A.	<b>N.A.</b>
Wood Veneer	\$5830	<b>\$8162</b>	N.A.	<b>N.A.</b>	\$6012	<b>\$8417</b>	N.A.	<b>N.A.</b>

**12'L x 48"W and 60"W**

- Master Class, page 116
- Product weights, page 382

**Standard Includes**

- Height: 29"H
- Top: Laminate or straight-grain wood veneer surface on 1.25" particle board core or 1.25" particle board core with 0.75"-perimeter skirting  
*Tip: Tops that are 12'L or less ship in one piece. Sectioned tops with Tite-Joint fasteners for assembly on site are available as an option.*
- Edge on 1.25"-thick top: self-edge laminate, flat vinyl (black), convex vinyl, self-edge wood veneer, or solid wood convex, beveled, knife, or waterfall edge
- Edge on 2"-thick top: self-edge laminate, convex vinyl (black), self-edge wood veneer, or solid wood convex edge
- Three I-bases: extruded aluminum columns and steel stretcher bars, cast aluminum feet and top supports with single powder coat color
- Leveling glides: non-marring, black plastic
- Shipped K.D.

**Required to Specify**

- Product number
- Powder coat color number and name for base
- Laminate or wood color number and name for top
- Edge selection for 1.25"-thick top:
  - Self-edge laminate or wood veneer to match top
  - Flat vinyl edge: black only
  - Convex vinyl edge: colors at right
  - Solid wood convex, beveled, knife, or waterfall edge
- Edge selection for 2"-thick top:
  - Self-edge laminate or wood veneer to match top
  - Convex vinyl edge: black only
  - Solid wood convex edge

- Vinyl color number and name for convex vinyl edge on 1.25"-thick top, if selected: 6690 Black, 6691 Warm White, 6692 Smoke, or 6693 Woodrose
- Wood color number and name for wood edge, if selected  
*Exception: Wood edge will match the surface of a wood veneer top, so no color specification is needed.*  
*Tip: If you specify a wood edge on a top with wood grain laminate, the edge and top may not match.*
- Options: if selected (see list)  
► *Surface Materials*, page 126

**Options****• Polished Aluminum base feet**

Polished Aluminum base feet with black columns, stretchers, and top supports  
+\$248 U.S. **+\$340 Canada**  
Specify "with Polished Aluminum base feet."

**Sectioned top** ► page 117

Tops 12'L and smaller that are normally shipped in one piece may be cut into two equal sections. Tite-Joint fasteners are provided for assembly on site.

- 48"W tops +\$237 U.S. **+\$332 Canada**
- 60"W tops +\$263 U.S. **+\$368 Canada**  
Specify "sectioned top."\*

**• Grain-matched veneer\*** ► page 120**• Stain-to-match** ► page 121**• Grommets\*** ► page 132

\* Send us a drawing

**12'L x 48"W**

1.25"-thick top

**459546547**  
U.S. **Canada**



2"-thick top

**649546547**  
U.S. **Canada**

**12'L x 60"W**

1.25"-thick top

**499546547**  
U.S. **Canada**



2"-thick top

**689546547**  
U.S. **Canada**

**Self Edge, Flat Vinyl Edge, or Convex Vinyl Edge**

Grade 1 Laminate	\$3304	\$ 4626	\$3499	\$ 4899	\$3583	\$ 5016	\$3830	\$ 5362
Grade 2 Laminate	\$3460	\$ 4844	\$3655	\$ 5117	\$3778	\$ 5289	\$4025	\$ 5635
Wood Veneer	\$5876	\$ 8227	\$6054	\$ 8476	\$6804	\$ 9525	\$ 7026	\$ 9836

**Convex Wood Edge**

Grade 1 Laminate	\$5416	\$ 7583	\$5600	\$ 7840	\$6222	\$ 8711	\$6465	\$ 9051
Grade 2 Laminate	\$5572	\$ 7801	\$5756	\$ 8058	\$6417	\$ 8984	\$6660	\$ 9324
Wood Veneer	\$7988	\$11,184	\$8155	\$11,417	\$9443	\$13,220	\$9661	\$13,525

**Beveled Wood Edge**

Grade 1 Laminate	\$5538	\$ 7754	N.A.	N.A.	\$6371	\$ 8919	N.A.	N.A.
Grade 2 Laminate	\$5694	\$ 7972	N.A.	N.A.	\$6566	\$ 9192	N.A.	N.A.
Wood Veneer	\$8110	\$11,355	N.A.	N.A.	\$9592	\$13,428	N.A.	N.A.

**Knife Wood Edge or Waterfall Wood Edge**

Grade 1 Laminate	\$5825	\$ 8155	N.A.	N.A.	\$6734	\$ 9427	N.A.	N.A.
Grade 2 Laminate	\$5981	\$ 8373	N.A.	N.A.	\$6929	\$ 9700	N.A.	N.A.
Wood Veneer	\$8397	\$11,756	N.A.	N.A.	\$9955	\$13,936	N.A.	N.A.



## 96"L, 10'L, and 12'L x 48"W

- Master Class, page 116
- Product weights, page 382

**Standard Includes**

- Height: 29"H
- Top: Laminate or straight-grain or wedge-cut wood veneer surface on 1.25" particle board core or 1.25" particle board core with 0.75"-perimeter skirting  
*Tip: Tops that are 12'L or less ship in one piece. Sectioned tops with Tite-Joint fasteners for assembly on site are available as an option.*
- Edge on 1.25"-thick top: self-edge laminate, flat vinyl (black), convex vinyl, self-edge wood veneer, or solid wood convex, beveled, or knife edge
- Edge on 2"-thick top: self-edge laminate, convex vinyl (black), self-edge wood veneer, or solid wood convex edge
- Two T-bases: extruded aluminum columns and steel stretcher bars, cast aluminum feet and top supports with single powder coat color
- Leveling glides: non-marring, black plastic
- Shipped K.D.

**Required to Specify**

- Product number
- Powder coat color number and name for base
- Laminate or wood color number and name for top. Specify straight-grain or wedge-cut veneer.
- Edge selection for 1.25"-thick top:
  - Self-edge laminate or wood veneer to match top
  - Flat vinyl edge: black only
  - Convex vinyl edge: colors at right
  - Solid wood convex, beveled, or knife edge
- Edge selection for 2"-thick top:
  - Self-edge laminate or wood veneer to match top
  - Convex vinyl edge: black only
  - Solid wood convex edge

- Vinyl color number and name for convex vinyl edge on 1.25"-thick top, if selected: 6690 Black, 6691 Warm White, 6692 Smoke, or 6693 Woodrose
- Wood color number and name for wood edge, if selected  
*Exception: Wood edge will match the surface of a wood veneer top, so no color specification is needed.*  
*Tip: If you specify a wood edge on a top with wood grain laminate, the edge and top may not match.*
- Options: if selected (see list)
  - Surface Materials, page 126

**Options**
**• Polished Aluminum base feet**

Polished Aluminum base feet with black columns, stretchers, and top supports  
+\$222 U.S. **+\$311 Canada**  
Specify "with Polished Aluminum base feet."

**Sectioned top** ► page 117

Tops 12'L and smaller that are normally shipped in one piece may be cut into two equal sections. Tite-Joint fasteners are provided for assembly on site.

- 48"W tops +\$237 U.S. **+\$332 Canada**  
Specify "sectioned top."\*



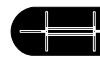
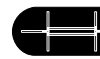
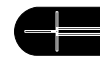

- Grain-matched veneer\* ► page 120

- Stain-to-match ► page 121

- Grommets\* ► page 132



\* Send us a drawing

	96"L x 48"W				10'L x 48"W				12'L x 48"W			
												
	1.25"-thick top		2"-thick top		1.25"-thick top		2"-thick top		1.25"-thick top		2"-thick top	
	<b>275548</b>		<b>675548</b>		<b>276548</b>		<b>676548</b>		<b>277548</b>		<b>677548</b>	
	U.S.      Canada		U.S.      Canada		U.S.      Canada		U.S.      Canada		U.S.      Canada		U.S.      Canada	
Self Edge, Flat Vinyl Edge, or Convex Vinyl Edge												
Grade 1 Laminate	\$2653	\$ 3714	\$2821	\$ 3949	\$2920	\$ 4088	\$3163	\$ 4428	\$ 3191	\$ 4467	\$ 3492	\$ 4889
Grade 2 Laminate	\$2757	\$ 3860	\$2925	\$ 4095	\$3049	\$ 4269	\$3292	\$ 4609	\$ 3347	\$ 4685	\$ 3648	\$ 5107
Wood Veneer	\$3999	\$ 5598	\$4104	\$ 5745	\$5192	\$ 7269	\$5447	\$ 7626	\$ 6193	\$ 8670	\$ 6402	\$ 8963
Wedge-Cut Veneer	\$5793	\$ 8110	\$5958	\$ 8341	\$6761	\$ 9465	\$6970	\$ 9758	\$ 8018	\$11,225	\$ 8194	\$11,472
Convex Wood Edge												
Grade 1 Laminate	\$4092	\$ 5729	\$4339	\$ 6074	\$4553	\$ 6374	\$4721	\$ 6609	\$ 5590	\$7826	\$ 5864	\$ 8210
Grade 2 Laminate	\$4196	\$ 5875	\$4443	\$ 6220	\$4682	\$ 6555	\$4850	\$ 6790	\$ 5746	\$8044	\$ 6020	\$ 8428
Wood Veneer	\$5438	\$ 7613	\$5622	\$ 7870	\$6825	\$ 9555	\$7005	\$ 9807	\$ 8592	\$12,029	\$ 8774	\$12,284
Wedge-Cut Veneer	\$7232	\$10,125	\$7476	\$10,466	\$8394	\$11,751	\$8528	\$11,939	\$10,417	\$14,584	\$10,566	\$14,793
Beveled Wood Edge												
Grade 1 Laminate	\$4446	\$ 6224	N.A.	N.A.	\$5069	\$ 7097	N.A.	N.A.	\$ 6152	\$ 8612	N.A.	N.A.
Grade 2 Laminate	\$4550	\$ 6370	N.A.	N.A.	\$5198	\$ 7278	N.A.	N.A.	\$ 6308	\$ 8830	N.A.	N.A.
Wood Veneer	\$5792	\$ 8108	N.A.	N.A.	\$7341	\$10,278	N.A.	N.A.	\$ 9154	\$12,815	N.A.	N.A.
Wedge-Cut Veneer	\$7586	\$10,620	N.A.	N.A.	\$8910	\$12,474	N.A.	N.A.	\$10,979	\$15,370	N.A.	N.A.
Knife Wood Edge												
Grade 1 Laminate	\$4821	\$ 6749	N.A.	N.A.	\$5615	\$7861	N.A.	N.A.	\$ 6868	\$ 9615	N.A.	N.A.
Grade 2 Laminate	\$4925	\$ 6895	N.A.	N.A.	\$5744	\$8042	N.A.	N.A.	\$ 7024	\$ 9833	N.A.	N.A.
Wood Veneer	\$6167	\$ 8633	N.A.	N.A.	\$7887	\$11,042	N.A.	N.A.	\$ 9870	\$13,818	N.A.	N.A.
Wedge-Cut Veneer	\$7961	\$11,145	N.A.	N.A.	\$9456	\$13,238	N.A.	N.A.	\$11,695	\$16,373	N.A.	N.A.

DESIGNED BY KLAUS FRANK  
540 CONFERENCE

**10'L and 12'L x 60"W**

- Master Class, page 116
- Product weights, page 382

**Standard Includes**

- Height: 29"H
- Top: Laminate or straight-grain or wedge-cut wood veneer surface on 1.25" particle board core or 1.25" particle board core with 0.75"-perimeter skirting  
*Tip: Tops that are 12'L or less ship in one piece. Sectioned tops with Tite-Joint fasteners for assembly on site are available as an option.*
- Edge on 1.25"-thick top: self-edge laminate, flat vinyl (black), convex vinyl, self-edge wood veneer, or solid wood convex, or beveled edge
- Edge on 2"-thick top: self-edge laminate, convex vinyl (black), self-edge wood veneer, or solid wood convex edge
- Two T-bases: extruded aluminum columns and steel stretcher bars, cast aluminum feet and top supports with single powder coat color
- Leveling glides: non-marring, black plastic
- Shipped K.D.

**Required to Specify**

- Product number
- Powder coat color number and name for base
- Laminate or wood color number and name for top. Specify straight-grain or wedge-cut veneer.
- Edge selection for 1.25"-thick top:
  - Self-edge laminate or wood veneer to match top
  - Flat vinyl edge: black only
  - Convex vinyl edge: colors at right
  - Solid wood convex or beveled edge
- Edge selection for 2"-thick top:
  - Self-edge laminate or wood veneer to match top
  - Convex vinyl edge: black only
  - Solid wood convex edge

- Vinyl color number and name for convex vinyl edge on 1.25"-thick top, if selected: 6690 Black, 6691 Warm White, 6692 Smoke, or 6693 Woodrose
- Wood color number and name for wood edge, if selected  
*Exception: Wood edge will match the surface of a wood veneer top, so no color specification is needed.*  
*Tip: If you specify a wood edge on a top with wood grain laminate, the edge and top may not match.*
- Options: if selected (see list)  
► *Surface Materials*, page 126

**Options****• Polished Aluminum base feet**

Polished Aluminum base feet with black columns, stretchers, and top supports  
+\$222 U.S. **+\$311 Canada**  
Specify "with Polished Aluminum base feet."

**Sectioned top** ► page 117

Tops 12'L and smaller that are normally shipped in one piece may be cut into two equal sections. Tite-Joint fasteners are provided for assembly on site.

- 60"W tops +\$263 U.S. **+\$368 Canada**  
Specify "sectioned top."\*

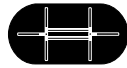
- **Grain-matched veneer\*** ► page 120

- **Stain-to-match** ► page 121

- **Grommets\*** ► page 132



\* Send us a drawing

**10'L x 60"W**

1.25"-thick top

**251548**

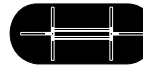
U.S. **Canada**



2"-thick top

**651548**

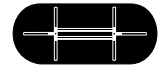
U.S. **Canada**

**12'L x 60"W**

1.25"-thick top

**252548**

U.S. **Canada**



2"-thick top

**652548**

U.S. **Canada**

**Self Edge, Flat Vinyl Edge, or Convex Vinyl Edge**

Grade 1 Laminate	\$3146	<b>\$ 4404</b>	\$3455	<b>\$ 4837</b>	\$ 3400	<b>\$ 4760</b>	\$ 3754	<b>\$ 5256</b>
Grade 2 Laminate	\$3308	<b>\$ 4631</b>	\$3617	<b>\$ 5064</b>	\$ 3596	<b>\$ 5034</b>	\$ 3950	<b>\$ 5530</b>
Wood Veneer	\$5462	<b>\$ 7646</b>	\$5723	<b>\$ 8012</b>	\$ 6962	<b>\$ 9747</b>	\$ 7206	<b>\$10,089</b>
Wedge-Cut Veneer	\$7138	<b>\$ 9993</b>	\$7358	<b>\$10,301</b>	\$ 8413	<b>\$11,778</b>	\$ 8731	<b>\$12,224</b>

**Convex Wood Edge**

Grade 1 Laminate	\$5047	<b>\$ 7065</b>	\$5274	<b>\$ 7384</b>	\$ 5983	<b>\$ 8376</b>	\$ 6296	<b>\$ 8815</b>
Grade 2 Laminate	\$5209	<b>\$ 7292</b>	\$5436	<b>\$ 7611</b>	\$ 6179	<b>\$ 8650</b>	\$ 6492	<b>\$ 9089</b>
Wood Veneer	\$7363	<b>\$10,307</b>	\$7542	<b>\$10,559</b>	\$ 9545	<b>\$13,363</b>	\$ 9748	<b>\$13,648</b>
Wedge-Cut Veneer	\$9039	<b>\$12,654</b>	\$9177	<b>\$12,848</b>	\$10,996	<b>\$15,394</b>	\$11,273	<b>\$15,783</b>

**Beveled Wood Edge**

Grade 1 Laminate	\$5680	<b>\$ 7952</b>	N.A.	<b>N.A.</b>	\$ 6833	<b>\$ 9566</b>	N.A.	<b>N.A.</b>
Grade 2 Laminate	\$5842	<b>\$ 8179</b>	N.A.	<b>N.A.</b>	\$ 7029	<b>\$ 9840</b>	N.A.	<b>N.A.</b>
Wood Veneer	\$7996	<b>\$11,194</b>	N.A.	<b>N.A.</b>	\$10,395	<b>\$14,553</b>	N.A.	<b>N.A.</b>
Wedge-Cut Veneer	\$9672	<b>\$13,541</b>	N.A.	<b>N.A.</b>	\$11,846	<b>\$16,584</b>	N.A.	<b>N.A.</b>



## Conference Bases

**X-Bases for Use with Round and Square Tops**

- Master Class, page 116  
► Product weights, page 382

**Standard Includes**

- Height: 27.75"H
- X-base: extruded aluminum column and cast aluminum feet and top supports with single powder coat color
- Leveling glides: non-marring, black plastic
- Shipped K.D.

**Required to Specify**

- Product number
- Powder coat color number and name for base
- Options, if selected (see list)

► *Surface Materials*, page 126

**Options****• Polished Aluminum base feet**

Polished Aluminum base feet with black column and top supports

+\$180 U.S. **+\$252 Canada**

Specify "with Polished Aluminum base feet."



For round tops  
48"-diameter to  
66"-diameter and  
square tops 36" to 48"  
Base width: 30.44"  
Base length: 42.38"

**000544**

**U.S. Canada**

\$1173 \$1642



For round tops  
72"-diameter  
Base width: 38"  
Base length: 53"

**000545**

**U.S. Canada**

\$1547 \$2166

**I-Bases for Use with 48"W Rectangular Tops**

- Master Class, page 116  
► Product weights, page 382

**Standard Includes**

- Height: 27.75"H
- I-base: extruded aluminum columns and steel stretcher bars, cast aluminum feet and top supports with single powder coat color
- Leveling glides: non-marring, black plastic
- Shipped K.D.

**Required to Specify**

- Product number
- Powder coat color number and name for base
- Options, if selected (see list)

► *Surface Materials*, page 126

**Options****Polished Aluminum base feet**

Polished Aluminum base feet with black columns, stretchers, and top supports

• I-base with two columns +\$152 U.S. **+\$213 Canada**

• I-base with three columns +\$248 U.S. **+\$347 Canada**

Specify "with Polished Aluminum base feet."



For rectangular tops  
84"L x 48"W  
Base width: 42.38"  
Base length: 44"

**546550**

**U.S. Canada**

\$1403 \$1964



For rectangular tops  
96"L x 48"W  
Base width: 42.38"  
Base length: 56"

**546552**

**U.S. Canada**

\$1403 \$1964



For rectangular tops  
108"L x 48"W  
Base width: 42.38"  
Base length: 66"

**546554**

**U.S. Canada**

\$1481 \$2073



For rectangular tops  
10"L x 48"W  
Base width: 42.38"  
Base length: 80"

**546555**

**U.S. Canada**

\$1481 \$2073



For rectangular tops  
12"L x 48"W to 60"W  
Base width: 42.38"  
Base length: 98.38"

**546547551**

**U.S. Canada**

\$2186 \$3060

Conference Bases

T-Bases for Use with 48"W to 60"W Racetrack Tops

- Master Class, page 116
- Product weights, page 382

Standard Includes

- Height: 27.75"H
- T-base: extruded aluminum columns and steel stretcher bars, cast aluminum feet and top supports with single powder coat color
- Leveling glides: non-marring, black plastic
- Shipped K.D.

Required to Specify

- Product number
- Powder coat color number and name for base
- Options, if selected (see list)
  - *Surface Materials*, page 126

Options

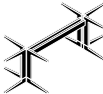
- **Polished Aluminum base feet**  
Polished Aluminum base feet with black columns, stretchers, and top supports  
+\$216 U.S. **+\$302 Canada**  
Specify “with Polished Aluminum base feet.”



For racetrack tops  
96"L x 48"W  
Base width: 42.38"  
Base length: 84.38"

**548550**  
U.S. **Canada**

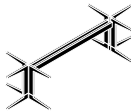
\$1955 **\$2737**



For racetrack tops  
10'L x 48"W to 60"W  
Base width: 42.38"  
Base length: 96.38"

**548552**  
U.S. **Canada**

\$1955 **\$2737**



For racetrack tops  
12'L x 48"W to 60"W  
Base width: 42.38"  
Base length: 120.38"

**548555**  
U.S. **Canada**

\$2032 **\$2845**

24"W

- Master Class, page 116
- Product weights, page 382

**Standard Includes**

- Height: 29"H
- Top: 1.25" particle board core with laminate or straight-grain wood veneer surface
- Edge: convex vinyl, solid wood convex, or beveled edge  
*Tip: Only tables with vinyl edges can support connecting tops.*
- Modesty panel, if selected: laminate exterior surface and black convex vinyl edge, black laminate on interior surface
- C-base: extruded aluminum columns and steel stretcher bar, cast aluminum feet and top supports with single powder coat color
- Leveling glides: non-marring, black plastic
- Shipped K.D.

**Required to Specify**

- Product number
- Powder coat color number and name for base
- Laminate or wood color number and name for top and matching modesty panel, if selected
- Edge selection:
  - Convex vinyl edge: colors below
  - Solid wood convex or beveled edge (available on tables without modesty panels only)
- Vinyl color number and name for convex vinyl edge, if selected: 6690 Black, 6691 Warm White, 6692 Smoke, or 6693 Woodrose

- Wood color number and name for wood edge, if selected  
*Exception: Wood edge will match the surface of a wood veneer top so no color specification is needed.*  
*Tip: If you specify a wood edge on a top with wood grain laminate, the edge and top may not match.*
- Options: if selected (see list)  
► *Surface Materials*, page 126

**Options**







- **Polished Aluminum base feet**  
Polished Aluminum base feet with black columns, stretcher, and top supports  
+\$49 U.S. +\$69 Canada  
Specify "with Polished Aluminum base feet."
- **Grain-matched veneer\*** ► page 120
- **Stain-to-match** ► page 121
- **Grommets\*** ► page 132

**Accessories**

- **Stella keyboard support** ► page 244



\* Send us a drawing

					
48"L x 24"W	54"L x 24"W	60"L x 24"W	66"L x 24"W	72"L x 24"W	84"L x 24"W
<b>462540</b> U.S. <b>Canada</b>	<b>469540</b> U.S. <b>Canada</b>	<b>463540</b> U.S. <b>Canada</b>	<b>467540</b> U.S. <b>Canada</b>	<b>464540</b> U.S. <b>Canada</b>	<b>465540</b> U.S. <b>Canada</b>

**Without Modesty Panel****Convex Vinyl Edge**

Grade 1 Laminate	\$ 828 <b>\$1159</b>	\$ 843 <b>\$1180</b>	\$ 880 <b>\$1232</b>	\$ 923 <b>\$1292</b>	\$ 943 <b>\$1320</b>	\$1080 <b>\$1512</b>
Grade 2 Laminate	\$ 853 <b>\$1194</b>	\$ 872 <b>\$1221</b>	\$ 913 <b>\$1278</b>	\$ 959 <b>\$1342</b>	\$ 982 <b>\$1375</b>	\$1125 <b>\$1575</b>
Wood Veneer	\$1418 <b>\$1985</b>	\$1456 <b>\$2038</b>	\$1580 <b>\$2212</b>	\$1590 <b>\$2226</b>	\$1656 <b>\$2318</b>	\$2062 <b>\$2887</b>

**Convex Wood Edge**

Grade 1 Laminate	\$1315 <b>\$1841</b>	\$1351 <b>\$1891</b>	\$1456 <b>\$2038</b>	\$1477 <b>\$2068</b>	\$1520 <b>\$2128</b>	\$1887 <b>\$2642</b>
Grade 2 Laminate	\$1340 <b>\$1876</b>	\$1380 <b>\$1932</b>	\$1489 <b>\$2084</b>	\$1513 <b>\$2118</b>	\$1559 <b>\$2183</b>	\$1932 <b>\$2705</b>
Wood Veneer	\$1905 <b>\$2667</b>	\$1964 <b>\$2749</b>	\$2156 <b>\$3018</b>	\$2144 <b>\$3002</b>	\$2233 <b>\$3126</b>	\$2869 <b>\$4017</b>

**Beveled Wood Edge**

Grade 1 Laminate	\$1352 <b>\$1893</b>	\$1390 <b>\$1946</b>	\$1503 <b>\$2104</b>	\$1520 <b>\$2128</b>	\$1566 <b>\$2192</b>	\$1951 <b>\$2731</b>
Grade 2 Laminate	\$1377 <b>\$1928</b>	\$1419 <b>\$1987</b>	\$1536 <b>\$2150</b>	\$1556 <b>\$2178</b>	\$1605 <b>\$2247</b>	\$1996 <b>\$2794</b>
Wood Veneer	\$1942 <b>\$2719</b>	\$2003 <b>\$2804</b>	\$2203 <b>\$3084</b>	\$2187 <b>\$3062</b>	\$2279 <b>\$3190</b>	\$2933 <b>\$4106</b>


<b>462541</b> U.S. <b>Canada</b>	<b>469541</b> U.S. <b>Canada</b>	<b>463541</b> U.S. <b>Canada</b>	<b>467541</b> U.S. <b>Canada</b>	<b>464541</b> U.S. <b>Canada</b>	<b>465541</b> U.S. <b>Canada</b>
-------------------------------------	-------------------------------------	-------------------------------------	-------------------------------------	-------------------------------------	-------------------------------------






**With Modesty Panel****Convex Vinyl Edge**

Grade 1 Laminate	\$1114 <b>\$1560</b>	\$1143 <b>\$1600</b>	\$1192 <b>\$1669</b>	\$1250 <b>\$1750</b>	\$1282 <b>\$1795</b>	\$1473 <b>\$2062</b>
Grade 2 Laminate	\$1139 <b>\$1595</b>	\$1172 <b>\$1641</b>	\$1225 <b>\$1715</b>	\$1286 <b>\$1800</b>	\$1321 <b>\$1850</b>	\$1518 <b>\$2125</b>

30"W

- Master Class, page 116
- Product weights, page 382

<p><b>Standard Includes</b></p> <ul style="list-style-type: none"><li>• Height: 29"H</li><li>• Top: 1.25" particle board core with laminate or straight-grain wood veneer surface</li><li>• Edge: convex vinyl, solid wood convex, or beveled edge <i>Tip: Only tables with vinyl edges can support connecting tops.</i></li><li>• Modesty panel, if selected: laminate exterior surface and black convex vinyl edge, black laminate on interior surface</li><li>• C-base: extruded aluminum columns and steel stretcher bar, cast aluminum feet and top supports with single powder coat color</li><li>• Leveling glides: non-marring, black plastic</li><li>• Shipped K.D.</li></ul> <p><b>Required to Specify</b></p> <ul style="list-style-type: none"><li>• Product number</li><li>• Powder coat color number and name for base</li><li>• Laminate or wood color number and name for top and matching modesty panel, if selected</li><li>• Edge selection:<ul style="list-style-type: none"><li>– Convex vinyl edge: colors below</li><li>– Solid wood convex or beveled edge (available on tables without modesty panels only)</li></ul></li><li>• Vinyl color number and name for convex vinyl edge, if selected: 6690 Black, 6691 Warm White, 6692 Smoke, or 6693 Woodrose</li></ul>	<ul style="list-style-type: none"><li>• Wood color number and name for wood edge, if selected <i>Exception: Wood edge will match the surface of a wood veneer top so no color specification is needed.</i> <i>Tip: If you specify a wood edge on a top with wood grain laminate, the edge and top may not match.</i></li><li>• Options: if selected (see list) ► <i>Surface Materials</i>, page 126</li></ul> <p><b>Options</b></p> <ul style="list-style-type: none"><li>• <b>Polished Aluminum base feet</b> Polished Aluminum base feet with black columns, stretcher, and top supports +\$50 U.S. <b>+\$70 Canada</b> Specify “with Polished Aluminum base feet.”</li><li>• <b>Grain-matched veneer*</b> ► page 120</li><li>• <b>Stain-to-match</b> ► page 121</li><li>• <b>Grommets*</b> ► page 132</li></ul> <p><b>Accessories</b></p> <ul style="list-style-type: none"><li>• <b>Stella keyboard support</b> ► page 244</li></ul> <div> * Send us a drawing</div>
--	--

 54"L x 30"W <b>479542</b> U.S. <b>Canada</b>	 60"L x 30"W <b>473542</b> U.S. <b>Canada</b>	 66"L x 30"W <b>477542</b> U.S. <b>Canada</b>	 72"L x 30"W <b>474542</b> U.S. <b>Canada</b>	 84"L x 30"W <b>475542</b> U.S. <b>Canada</b>
---	---	---	---	---

Without Modesty Panel

Convex Vinyl Edge									
Grade 1 Laminate	\$1051	<b>\$1471</b>	\$1089	<b>\$1525</b>	\$1107	<b>\$1550</b>	\$1154	<b>\$1616</b>	\$1274 <b>\$1784</b>
Grade 2 Laminate	\$1088	<b>\$1523</b>	\$1130	<b>\$1582</b>	\$1151	<b>\$1612</b>	\$1202	<b>\$1683</b>	\$1332 <b>\$1865</b>
Wood Veneer	\$1776	<b>\$2486</b>	\$1802	<b>\$2523</b>	\$1834	<b>\$2568</b>	\$1884	<b>\$2638</b>	\$2342 <b>\$3279</b>
Convex Wood Edge									
Grade 1 Laminate	\$1603	<b>\$2244</b>	\$1634	<b>\$2288</b>	\$1640	<b>\$2296</b>	\$1698	<b>\$2378</b>	\$2046 <b>\$2865</b>
Grade 2 Laminate	\$1640	<b>\$2296</b>	\$1675	<b>\$2345</b>	\$1684	<b>\$2358</b>	\$1746	<b>\$2445</b>	\$2104 <b>\$2946</b>
Wood Veneer	\$2328	<b>\$3259</b>	\$2347	<b>\$3286</b>	\$2367	<b>\$3314</b>	\$2428	<b>\$3400</b>	\$3114 <b>\$4360</b>
Beveled Wood Edge									
Grade 1 Laminate	\$1646	<b>\$2304</b>	\$1680	<b>\$2352</b>	\$1689	<b>\$2365</b>	\$1746	<b>\$2445</b>	\$2110 <b>\$2954</b>
Grade 2 Laminate	\$1683	<b>\$2356</b>	\$1721	<b>\$2409</b>	\$1733	<b>\$2427</b>	\$1794	<b>\$2512</b>	\$2168 <b>\$3035</b>
Wood Veneer	\$2371	<b>\$3319</b>	\$2393	<b>\$3350</b>	\$2416	<b>\$3383</b>	\$2476	<b>\$3467</b>	\$3178 <b>\$4449</b>

<b>479543</b> U.S. <b>Canada</b>	<b>473543</b> U.S. <b>Canada</b>	<b>477543</b> U.S. <b>Canada</b>	<b>474543</b> U.S. <b>Canada</b>	<b>475543</b> U.S. <b>Canada</b>
-------------------------------------	-------------------------------------	-------------------------------------	-------------------------------------	-------------------------------------

With Modesty Panel

Convex Vinyl Edge									
Grade 1 Laminate	\$1346	<b>\$1884</b>	\$1399	<b>\$1959</b>	\$1431	<b>\$2003</b>	\$1490	<b>\$2086</b>	\$1666 <b>\$2332</b>
Grade 2 Laminate	\$1383	<b>\$1936</b>	\$1440	<b>\$2016</b>	\$1475	<b>\$2065</b>	\$1538	<b>\$2153</b>	\$1724 <b>\$2413</b>

- Master Class, page 116  
 ► Product weights, page 382

**Standard Includes**

- Top: 1.25" particle board core with laminate or straight-grain wood veneer surface
- Edge: convex vinyl  
*Tip: Connecting tops must be supported between two vinyl-edged rectangular tables of identical depth.*
- Connecting hardware

**Required to Specify**






- Product number
- Laminate or wood color number and name for top
- Vinyl color number and name for convex vinyl edge:  
 6690 Black, 6691 Warm White, 6692 Smoke, or 6693 Woodrose
- Options: if selected (see list)  
 ► *Surface Materials*, page 126

**Options**

- **Grain-matched veneer\*** ► page 120
- **Stain-to-match** ► page 121








\* Send us a drawing

				
48"L x 24"W	60"L x 24"W	45° 24"W	60° 24"W	90° 24"W
<b>442000</b> U.S. <b>Canada</b>	<b>443000</b> U.S. <b>Canada</b>	<b>351000</b> U.S. <b>Canada</b>	<b>352000</b> U.S. <b>Canada</b>	<b>353000</b> U.S. <b>Canada</b>

**24"W Connecting Tops**

## Convex Vinyl Edge

Grade 1 Laminate	\$ 400 <b>\$ 560</b>	\$ 459 <b>\$ 643</b>	\$246 <b>\$ 344</b>	\$246 <b>\$ 344</b>	\$246 <b>\$ 344</b>
Grade 2 Laminate	\$ 426 <b>\$ 596</b>	\$ 491 <b>\$ 688</b>	\$278 <b>\$ 389</b>	\$278 <b>\$ 389</b>	\$278 <b>\$ 389</b>
Wood Veneer	\$1014 <b>\$1420</b>	\$1176 <b>\$1647</b>	\$695 <b>\$ 973</b>	\$695 <b>\$ 973</b>	\$695 <b>\$ 973</b>

				
48"L x 30"W	60"L x 30"W	45° 30"W	60° 30"W	90° 30"W
<b>446000</b> U.S. <b>Canada</b>	<b>447000</b> U.S. <b>Canada</b>	<b>381000</b> U.S. <b>Canada</b>	<b>382000</b> U.S. <b>Canada</b>	<b>383000</b> U.S. <b>Canada</b>

**30"W Connecting Tops**

## Convex Vinyl Edge

Grade 1 Laminate	\$ 436 <b>\$ 610</b>	\$ 472 <b>\$ 661</b>	\$270 <b>\$ 378</b>	\$270 <b>\$ 378</b>	\$270 <b>\$ 378</b>
Grade 2 Laminate	\$ 468 <b>\$ 655</b>	\$ 504 <b>\$ 706</b>	\$302 <b>\$ 423</b>	\$302 <b>\$ 423</b>	\$302 <b>\$ 423</b>
Wood Veneer	\$1198 <b>\$1677</b>	\$1231 <b>\$1724</b>	\$720 <b>\$1008</b>	\$720 <b>\$1008</b>	\$720 <b>\$1008</b>

Seminar Bases

C-Bases for Use with 24"W Tops

- Master Class, page 116
- Product weights, page 382

Standard Includes

- Height: 27.75"H
- C-base: extruded aluminum columns and steel stretcher bar, cast aluminum feet and top supports with single powder coat color
- Leveling glides: non-marring, black plastic
- Shipped K.D.

Required to Specify

- Product number
- Powder coat color number and name for base
- Options, if selected (see list)
  - *Surface Materials*, page 126

Options

- **Polished Aluminum base feet**  
Polished Aluminum base feet with black columns, stretcher, and top supports  
+\$49 U.S. **+\$69 Canada**  
Specify "with Polished Aluminum base feet."



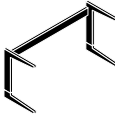
For tops  
48"L x 24"W  
Base width: 20"  
Base length: 44"

**540550**  
U.S. **Canada**



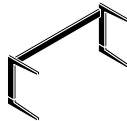
For tops  
54"L x 24"W  
Base width: 20"  
Base length: 50"

**540551**  
U.S. **Canada**



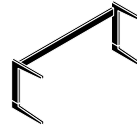
For tops  
60"L x 24"W  
Base width: 20"  
Base length: 56"

**540552**  
U.S. **Canada**



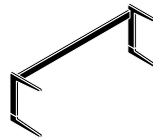
For tops  
66"L x 24"W  
Base width: 20"  
Base length: 62"

**540553**  
U.S. **Canada**



For tops  
72"L x 24"W  
Base width: 20"  
Base length: 68"

**540554**  
U.S. **Canada**



For tops  
84"L x 24"W  
Base width: 20"  
Base length: 80"

**540555**  
U.S. **Canada**

Without Modesty Panels

\$568	<b>\$ 795</b>	\$568	<b>\$ 795</b>	\$568	<b>\$ 795</b>	\$568	<b>\$ 795</b>	\$608	<b>\$ 851</b>	\$608	<b>\$ 851</b>
-------	---------------	-------	---------------	-------	---------------	-------	---------------	-------	---------------	-------	---------------

<b>541550</b>	<b>541551</b>	<b>541552</b>	<b>541553</b>	<b>541554</b>	<b>541555</b>
U.S. <b>Canada</b>	U.S. <b>Canada</b>	U.S. <b>Canada</b>	U.S. <b>Canada</b>	U.S. <b>Canada</b>	U.S. <b>Canada</b>

With Modesty Panels (Modesty Panel Not Included)

\$854	<b>\$1196</b>	\$867	<b>\$1214</b>	\$880	<b>\$1232</b>	\$895	<b>\$1253</b>	\$946	<b>\$1324</b>	\$1000	<b>\$1400</b>
-------	---------------	-------	---------------	-------	---------------	-------	---------------	-------	---------------	--------	---------------

## Seminar Bases

DESIGNED BY KLAUS FRANK  
540 SEMINAR

## C-Bases for Use with 30"W Tops

- ▶ Master Class, page 116
- ▶ Product weights, page 382

## Standard Includes

- Height: 27.75"H
- C-base: extruded aluminum columns and steel stretcher bar, cast aluminum feet and top supports with single powder coat color
- Leveling glides: non-marring, black plastic
- Shipped K.D.

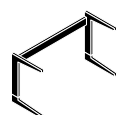
## Required to Specify

- Product number
- Powder coat color number and name for base
- Options, if selected (see list)
- ▶ *Surface Materials*, page 126

## Options

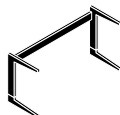
## • Polished Aluminum base feet

Polished Aluminum base feet with black columns, stretcher, and top supports  
 +\$50 U.S. **+\$70 Canada**  
 Specify "with Polished Aluminum base feet."



For tops  
 54"L x 30"W  
 Base width: 25.25"  
 Base length: 50"

**542551**  
 U.S. **Canada**



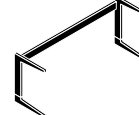
For tops  
 60"L x 30"W  
 Base width: 25.25"  
 Base length: 56"

**542552**  
 U.S. **Canada**



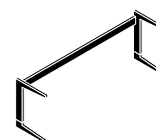
For tops  
 66"L x 30"W  
 Base width: 25.25"  
 Base length: 62"

**542553**  
 U.S. **Canada**



For tops  
 72"L x 30"W  
 Base width: 25.25"  
 Base length: 68"

**542554**  
 U.S. **Canada**



For tops  
 84"L x 30"W  
 Base width: 25.25"  
 Base length: 80"

**542555**  
 U.S. **Canada**

## Without Modesty Panels

\$ 757 **\$1060**

\$ 757 **\$1060**

\$ 757 **\$1060**

\$ 796 **\$1114**

\$ 796 **\$1114**

**543551**  
 U.S. **Canada**

**543552**  
 U.S. **Canada**

**543553**  
 U.S. **Canada**

**543554**  
 U.S. **Canada**

**543555**  
 U.S. **Canada**

## With Modesty Panels (Modesty Panel Not Included)

\$1053 **\$1474**

\$1068 **\$1495**

\$1082 **\$1515**

\$1135 **\$1589**

\$1188 **\$1663**

Stella Keyboard Support

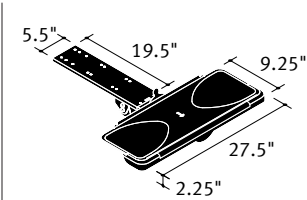
- ▶ Master Class, page 129
- ▶ Product weights, page 382

Standard Includes

- Stella keyboard support from Details shipped with your 540 table for installation on site: 6031 meteorite (grey)  
*Tip: Stella keyboard support requires 20"W worksurface.*  
*Tip: Stella keyboard support must be ordered with an accompanying table.*
- Shipped K.D.

Required to Specify

- Product number



CCSAF2 (VCT)  
U.S.      Canada

\$405      \$567



## 36"-, 42"-, and 48"-Diameter

- Master Class, page 116  
► Product weights, page 382

**Standard Includes**

- Height: 29"H
- Top: Laminate or straight-grain or wedge-cut wood veneer surface on 1.25" particle board core or 1.25" particle board core with 0.75"-perimeter skirting
- Edge on 1.25"-thick top: self-edge laminate, flat vinyl (black), convex vinyl, self-edge wood veneer, or solid wood convex, beveled, or knife edge
- Edge on 2"-thick top: self-edge laminate, convex vinyl (black), self-edge wood veneer, or solid wood convex edge
- Pedestal-base: 3"-diameter extruded aluminum column welded to cast aluminum base feet with single powder coat color
- 19" cast aluminum technology spider ► page 146
- Concealed leveling glides: non-marring, plastic
- Shipped K.D.







**Required to Specify**

- Product number
- Powder coat color number and name for base
- Laminate or wood color number and name for top. Specify straight-grain or wedge-cut veneer.
- Edge selection for 1.25"-thick top:
  - Self-edge laminate or wood veneer to match top
  - Flat vinyl edge: black only
  - Convex vinyl edge: colors at right
  - Solid wood convex, beveled, or knife edge

- Edge selection for 2"-thick top:
  - Self-edge laminate or wood veneer to match top
  - Convex vinyl edge: black only
  - Solid wood convex edge
- Vinyl color number and name for convex vinyl edge on 1.25"-thick top, if selected: 6690 Black, 6691 Warm White, 6692 Smoke, or 6693 Woodrose
- Wood color number and name for wood edge, if selected  
*Exception: Wood edge will match the surface of a wood veneer top, so no color specification is needed.*  
*Tip: If you specify a wood edge on a top with wood grain laminate, the edge and top may not match.*
- Options, if selected (see list)  
► *Surface Materials*, page 126

**Options**

- **Polished Aluminum base**  
+\$180 U.S. **+\$252 Canada**  
Specify "with Polished Aluminum base."
- **Stain-to-match** ► page 121
- **Grommets** ► page 132

	36"-Diameter				42"-Diameter				48"-Diameter			
												
	1.25"-thick top	2"-thick top			1.25"-thick top	2"-thick top			1.25"-thick top	2"-thick top		
	<b>334902</b>	<b>604902</b>			<b>335902</b>	<b>605902</b>			<b>336902</b>	<b>606902</b>		
	U.S.	Canada	U.S.	Canada	U.S.	Canada	U.S.	Canada	U.S.	Canada	U.S.	Canada
<b>Self Edge, Flat Vinyl Edge, or Convex Vinyl Edge</b>												
Grade 1 Laminate	\$ 796	<b>\$1114</b>	\$ 865	<b>\$1211</b>	\$ 827	<b>\$1158</b>	\$ 935	<b>\$1309</b>	\$ 879	<b>\$1231</b>	\$1019	<b>\$1427</b>
Grade 2 Laminate	\$ 826	<b>\$1156</b>	\$ 895	<b>\$1253</b>	\$ 867	<b>\$1214</b>	\$ 975	<b>\$1365</b>	\$ 931	<b>\$1304</b>	\$1071	<b>\$1500</b>
Wood Veneer	\$1146	<b>\$1604</b>	\$1255	<b>\$1757</b>	\$1362	<b>\$1907</b>	\$1492	<b>\$2089</b>	\$1386	<b>\$1941</b>	\$1573	<b>\$2203</b>
Wedge-Cut Veneer	\$2148	<b>\$3007</b>	\$2515	<b>\$3521</b>	\$2739	<b>\$3835</b>	\$3179	<b>\$4451</b>	\$2800	<b>\$3920</b>	\$3288	<b>\$4604</b>
<b>Convex Wood Edge</b>												
Grade 1 Laminate	\$1434	<b>\$2007</b>	\$1578	<b>\$2209</b>	\$1483	<b>\$2076</b>	\$1610	<b>\$2254</b>	\$1563	<b>\$2189</b>	\$1654	<b>\$2316</b>
Grade 2 Laminate	\$1464	<b>\$2049</b>	\$1608	<b>\$2251</b>	\$1523	<b>\$2132</b>	\$1650	<b>\$2310</b>	\$1615	<b>\$2262</b>	\$1706	<b>\$2389</b>
Wood Veneer	\$1784	<b>\$2497</b>	\$1968	<b>\$2755</b>	\$2018	<b>\$2825</b>	\$2167	<b>\$3034</b>	\$2070	<b>\$2899</b>	\$2208	<b>\$3092</b>
Wedge-Cut Veneer	\$2786	<b>\$3900</b>	\$3228	<b>\$4519</b>	\$3395	<b>\$4753</b>	\$3854	<b>\$5396</b>	\$3484	<b>\$4878</b>	\$3923	<b>\$5493</b>
<b>Beveled Wood Edge</b>												
Grade 1 Laminate	\$1534	<b>\$2147</b>	N.A.	<b>N.A.</b>	\$1590	<b>\$2226</b>	N.A.	<b>N.A.</b>	\$1775	<b>\$2485</b>	N.A.	<b>N.A.</b>
Grade 2 Laminate	\$1564	<b>\$2189</b>	N.A.	<b>N.A.</b>	\$1630	<b>\$2282</b>	N.A.	<b>N.A.</b>	\$1827	<b>\$2558</b>	N.A.	<b>N.A.</b>
Wood Veneer	\$1884	<b>\$2637</b>	N.A.	<b>N.A.</b>	\$2125	<b>\$2975</b>	N.A.	<b>N.A.</b>	\$2282	<b>\$3195</b>	N.A.	<b>N.A.</b>
Wedge-Cut Veneer	\$2886	<b>\$4040</b>	N.A.	<b>N.A.</b>	\$3502	<b>\$4903</b>	N.A.	<b>N.A.</b>	\$3696	<b>\$5174</b>	N.A.	<b>N.A.</b>
<b>Knife Wood Edge</b>												
Grade 1 Laminate	N.A.	<b>N.A.</b>	N.A.	<b>N.A.</b>	\$1793	<b>\$2510</b>	N.A.	<b>N.A.</b>	\$2000	<b>\$2800</b>	N.A.	<b>N.A.</b>
Grade 2 Laminate	N.A.	<b>N.A.</b>	N.A.	<b>N.A.</b>	\$1833	<b>\$2566</b>	N.A.	<b>N.A.</b>	\$2052	<b>\$2873</b>	N.A.	<b>N.A.</b>
Wood Veneer	N.A.	<b>N.A.</b>	N.A.	<b>N.A.</b>	\$2328	<b>\$3259</b>	N.A.	<b>N.A.</b>	\$2507	<b>\$3510</b>	N.A.	<b>N.A.</b>
Wedge-Cut Veneer	N.A.	<b>N.A.</b>	N.A.	<b>N.A.</b>	\$3705	<b>\$5187</b>	N.A.	<b>N.A.</b>	\$3921	<b>\$5489</b>	N.A.	<b>N.A.</b>

### 54"- and 60"-Diameter

► Master Class, page 116

► Product weights, page 382

#### Standard Includes

- Height: 29"H
- Top: Laminate or straight-grain or wedge-cut wood veneer surface on 1.25" particle board core or 1.25" particle board core with 0.75"-perimeter skirting
- Edge on 1.25"-thick top: self-edge laminate, flat vinyl (black), convex vinyl, self-edge wood veneer, or solid wood convex, beveled, or knife edge
- Edge on 2"-thick top: self-edge laminate, convex vinyl (black), self-edge wood veneer, or solid wood convex edge
- Pedestal-base: 3"-diameter extruded aluminum column welded to cast aluminum base feet with single powder coat color
- 19" cast aluminum technology spider ► page 146
- Concealed leveling glides: non-marring, plastic
- Shipped K.D.

#### Required to Specify

- Product number
- Powder coat color number and name for base
- Laminate or wood color number and name for top. Specify straight-grain or wedge-cut veneer.
- Edge selection for 1.25"-thick top:
  - Self-edge laminate or wood veneer to match top
  - Flat vinyl edge: black only
  - Convex vinyl edge: colors at right
  - Solid wood convex, beveled, or knife edge

- Edge selection for 2"-thick top:
  - Self-edge laminate or wood veneer to match top
  - Convex vinyl edge: black only
  - Solid wood convex edge
- Vinyl color number and name for convex vinyl edge on 1.25"-thick top, if selected: 6690 Black, 6691 Warm White, 6692 Smoke, or 6693 Woodrose
- Wood color number and name for wood edge, if selected  
*Exception: Wood edge will match the surface of a wood veneer top, so no color specification is needed.*  
*Tip: If you specify a wood edge on a top with wood grain laminate, the edge and top may not match.*
- Options, if selected (see list)  
 ► *Surface Materials*, page 126

#### Options

- **Polished Aluminum base**  
 +\$270 U.S. **+\$378 Canada**  
 Specify "with Polished Aluminum base."
- **Stain-to-match** ► page 121
- **Grommets** ► page 132

#### 54"-Diameter



1.25"-thick top

**337903**  
U.S. **Canada**



2"-thick top

**607903**  
U.S. **Canada**

#### 60"-Diameter



1.25"-thick top

**338903**  
U.S. **Canada**



2"-thick top

**608903**  
U.S. **Canada**

#### Self Edge, Flat Vinyl Edge, or Convex Vinyl Edge

Grade 1 Laminate	\$1128	<b>\$1579</b>	\$1326	<b>\$1856</b>	\$1131	<b>\$1583</b>	\$1402	<b>\$1963</b>
Grade 2 Laminate	\$1194	<b>\$1671</b>	\$1392	<b>\$1948</b>	\$1212	<b>\$1696</b>	\$1483	<b>\$2076</b>
Wood Veneer	\$1915	<b>\$2681</b>	\$2200	<b>\$3080</b>	\$2008	<b>\$2811</b>	\$2301	<b>\$3222</b>
Wedge-Cut Veneer	\$2982	<b>\$4175</b>	\$3504	<b>\$4905</b>	\$3075	<b>\$4305</b>	\$3599	<b>\$5039</b>

#### Convex Wood Edge

Grade 1 Laminate	\$1896	<b>\$2654</b>	\$1883	<b>\$2636</b>	\$1953	<b>\$2734</b>	\$1978	<b>\$2769</b>
Grade 2 Laminate	\$1962	<b>\$2746</b>	\$1949	<b>\$2728</b>	\$2034	<b>\$2847</b>	\$2059	<b>\$2882</b>
Wood Veneer	\$2683	<b>\$3756</b>	\$2757	<b>\$3860</b>	\$2830	<b>\$3962</b>	\$2877	<b>\$4028</b>
Wedge-Cut Veneer	\$3750	<b>\$5250</b>	\$4061	<b>\$5685</b>	\$3897	<b>\$5456</b>	\$4175	<b>\$5845</b>

#### Beveled Wood Edge

Grade 1 Laminate	\$2221	<b>\$3109</b>	N.A.	<b>N.A.</b>	\$2288	<b>\$3203</b>	N.A.	<b>N.A.</b>
Grade 2 Laminate	\$2287	<b>\$3201</b>	N.A.	<b>N.A.</b>	\$2369	<b>\$3316</b>	N.A.	<b>N.A.</b>
Wood Veneer	\$3008	<b>\$4211</b>	N.A.	<b>N.A.</b>	\$3165	<b>\$4431</b>	N.A.	<b>N.A.</b>
Wedge-Cut Veneer	\$4075	<b>\$5705</b>	N.A.	<b>N.A.</b>	\$4232	<b>\$5925</b>	N.A.	<b>N.A.</b>

#### Knife Wood Edge

Grade 1 Laminate	\$2525	<b>\$3535</b>	N.A.	<b>N.A.</b>	N.A.	<b>N.A.</b>	N.A.	<b>N.A.</b>
Grade 2 Laminate	\$2591	<b>\$3627</b>	N.A.	<b>N.A.</b>	N.A.	<b>N.A.</b>	N.A.	<b>N.A.</b>
Wood Veneer	\$3312	<b>\$4637</b>	N.A.	<b>N.A.</b>	N.A.	<b>N.A.</b>	N.A.	<b>N.A.</b>
Wedge-Cut Veneer	\$4379	<b>\$6131</b>	N.A.	<b>N.A.</b>	N.A.	<b>N.A.</b>	N.A.	<b>N.A.</b>

## 36", 42", and 48" Square

- Master Class, page 116  
 ► Product weights, page 382

**Standard Includes**

- Height: 29"H
- Top: Laminate or straight-grain wood veneer surface on 1.25" particle board core or 1.25" particle board core with 0.75"-perimeter skirting
- Edge on 1.25"-thick top: self-edge laminate, flat vinyl (black), convex vinyl, self-edge wood veneer, or solid wood convex, beveled, knife, or waterfall edge
- Edge on 2"-thick top: self-edge laminate, convex vinyl (black), self-edge wood veneer, or solid wood convex edge
- Pedestal-base: 3"-diameter extruded aluminum column welded to cast aluminum base feet with single powder coat color
- 19" cast aluminum technology spider ► page 146
- Concealed leveling glides: non-marring, plastic
- Shipped K.D.







**Required to Specify**

- Product number
- Powder coat color number and name for base
- Laminate or wood color number and name for top
- Edge selection for 1.25"-thick top:
  - Self-edge laminate or wood veneer to match top
  - Flat vinyl edge: black only
  - Convex vinyl edge: colors at right
  - Solid wood convex, beveled, knife, or waterfall edge

- Edge selection for 2"-thick top:
  - Self-edge laminate or wood veneer to match top
  - Convex vinyl edge: black only
  - Solid wood convex edge
- Vinyl color number and name for convex vinyl edge on 1.25"-thick top, if selected: 6690 Black, 6691 Warm White, 6692 Smoke, or 6693 Woodrose
- Wood color number and name for wood edge, if selected  
*Exception: Wood edge will match the surface of a wood veneer top, so no color specification is needed.*  
*Tip: If you specify a wood edge on a top with wood grain laminate, the edge and top may not match.*
- Options, if selected (see list)  
 ► *Surface Materials*, page 126

**Options**

- **Polished Aluminum base**  
 +\$180 U.S. +\$252 Canada  
 Specify "with Polished Aluminum base."
- **Stain-to-match** ► page 121
- **Grommets** ► page 132

	36" x 36"		42" x 42"		48" x 48"	
						
	1.25"-thick top	2"-thick top	1.25"-thick top	2"-thick top	1.25"-thick top	2"-thick top
	<b>481902</b> U.S. Canada	<b>620902</b> U.S. Canada	<b>431902</b> U.S. Canada	<b>630902</b> U.S. Canada	<b>452902</b> U.S. Canada	<b>640902</b> U.S. Canada
<b>Self Edge, Flat Vinyl Edge, or Convex Vinyl Edge</b>						
Grade 1 Laminate	\$ 815 \$1141	\$ 901 \$1261	\$ 904 \$1266	\$1020 \$1428	\$ 958 \$1341	\$1102 \$1543
Grade 2 Laminate	\$ 845 \$1183	\$ 931 \$1303	\$ 944 \$1322	\$1060 \$1484	\$1011 \$1415	\$1155 \$1617
Wood Veneer	\$1217 \$1704	\$1255 \$1757	\$1420 \$1988	\$1465 \$2051	\$1488 \$2083	\$1535 \$2149
<b>Convex Wood Edge</b>						
Grade 1 Laminate	\$1440 \$2016	\$1544 \$2161	\$1523 \$2133	\$1675 \$2345	\$1547 \$2166	\$1787 \$2502
Grade 2 Laminate	\$1470 \$2058	\$1574 \$2203	\$1563 \$2189	\$1715 \$2401	\$1600 \$2240	\$1840 \$2576
Wood Veneer	\$1842 \$2579	\$1898 \$2657	\$2039 \$2855	\$2120 \$2968	\$2077 \$2908	\$2220 \$3108
<b>Beveled Wood Edge</b>						
Grade 1 Laminate	\$1572 \$2201	N.A. N.A.	\$1630 \$2282	N.A. N.A.	\$1748 \$2447	N.A. N.A.
Grade 2 Laminate	\$1602 \$2243	N.A. N.A.	\$1670 \$2338	N.A. N.A.	\$1801 \$2521	N.A. N.A.
Wood Veneer	\$1974 \$2764	N.A. N.A.	\$2146 \$3004	N.A. N.A.	\$2278 \$3189	N.A. N.A.
<b>Knife Wood Edge or Waterfall Wood Edge</b>						
Grade 1 Laminate	\$1637 \$2292	N.A. N.A.	\$1705 \$2387	N.A. N.A.	\$1829 \$2560	N.A. N.A.
Grade 2 Laminate	\$1667 \$2334	N.A. N.A.	\$1745 \$2443	N.A. N.A.	\$1882 \$2634	N.A. N.A.
Wood Veneer	\$2039 \$2855	N.A. N.A.	\$2221 \$3109	N.A. N.A.	\$2359 \$3302	N.A. N.A.

### 60"L and 72"L x 30"W

- Master Class, page 116
- Product weights, page 382

#### Standard Includes

- Height: 29"H
- Top: Laminate or straight-grain wood veneer surface on 1.25" particle board core or 1.25" particle board core with 0.75"-perimeter skirting
- Edge on 1.25"-thick top: self-edge laminate, flat vinyl (black), convex vinyl, self-edge wood veneer, or solid wood convex, beveled, knife, or waterfall edge
- Edge on 2"-thick top: self-edge laminate, convex vinyl (black), self-edge wood veneer, or solid wood convex edge
- Two 24" T-bases: 3"-diameter extruded aluminum columns welded to cast aluminum base feet with single powder coat color
- 19" cast aluminum technology spider ► page 146
- Concealed leveling glides: non-marring, plastic
- Shipped K.D.

#### Required to Specify

- Product number
- Powder coat color number and name for base
- Laminate or wood color number and name for top
- Edge selection for 1.25"-thick top:
  - Self-edge laminate or wood veneer to match top
  - Flat vinyl edge: black only
  - Convex vinyl edge: colors at right
  - Solid wood convex, beveled, knife, or waterfall edge
- Edge selection for 2"-thick top:
  - Self-edge laminate or wood veneer to match top
  - Convex vinyl edge: black only
  - Solid wood convex edge

- Vinyl color number and name for convex vinyl edge on 1.25"-thick top, if selected: 6690 Black, 6691 Warm White, 6692 Smoke, or 6693 Woodrose
- Wood color number and name for wood edge, if selected  
*Exception: Wood edge will match the surface of a wood veneer top, so no color specification is needed.*  
*Tip: If you specify a wood edge on a top with wood grain laminate, the edge and top may not match.*
- Options, if selected (see list)  
 ► *Surface Materials*, page 126

#### Options

- **Polished Aluminum bases**  
 +\$279 U.S. **+\$391 Canada**  
 Specify "with Polished Aluminum bases."
- **Grain-matched veneer\*** ► page 120
- **Stain-to-match** ► page 121
- **Grommets\*** ► page 132

#### Accessories

- **Stella keyboard support** ► page 264



\* Send us a drawing

#### 60"L x 30"W



1.25"-thick top

**473906**  
U.S. **Canada**



2"-thick top

**613906**  
U.S. **Canada**

#### 72"L x 30"W



1.25"-thick top

**474906**  
U.S. **Canada**



2"-thick top

**614906**  
U.S. **Canada**

#### Self Edge, Flat Vinyl Edge, or Convex Vinyl Edge

Grade 1 Laminate	\$1268	<b>\$1775</b>	\$1337	<b>\$1872</b>	\$1295	<b>\$1813</b>	\$1394	<b>\$1952</b>
Grade 2 Laminate	\$1309	<b>\$1832</b>	\$1378	<b>\$1929</b>	\$1343	<b>\$1880</b>	\$1442	<b>\$2019</b>
Wood Veneer	\$1981	<b>\$2773</b>	\$2064	<b>\$2890</b>	\$2025	<b>\$2835</b>	\$2081	<b>\$2914</b>

#### Convex Wood Edge

Grade 1 Laminate	\$1813	<b>\$2538</b>	\$1889	<b>\$2645</b>	\$1839	<b>\$2575</b>	\$1934	<b>\$2708</b>
Grade 2 Laminate	\$1854	<b>\$2595</b>	\$1930	<b>\$2702</b>	\$1887	<b>\$2642</b>	\$1982	<b>\$2775</b>
Wood Veneer	\$2526	<b>\$3536</b>	\$2616	<b>\$3663</b>	\$2569	<b>\$3597</b>	\$2621	<b>\$3670</b>

#### Beveled Wood Edge

Grade 1 Laminate	\$1859	<b>\$2602</b>	N.A.	<b>N.A.</b>	\$1887	<b>\$2642</b>	N.A.	<b>N.A.</b>
Grade 2 Laminate	\$1900	<b>\$2659</b>	N.A.	<b>N.A.</b>	\$1935	<b>\$2709</b>	N.A.	<b>N.A.</b>
Wood Veneer	\$2572	<b>\$3600</b>	N.A.	<b>N.A.</b>	\$2617	<b>\$3664</b>	N.A.	<b>N.A.</b>

#### Knife Wood Edge or Waterfall Wood Edge

Grade 1 Laminate	\$1938	<b>\$2713</b>	N.A.	<b>N.A.</b>	\$1969	<b>\$2757</b>	N.A.	<b>N.A.</b>
Grade 2 Laminate	\$1979	<b>\$2770</b>	N.A.	<b>N.A.</b>	\$2017	<b>\$2824</b>	N.A.	<b>N.A.</b>
Wood Veneer	\$2651	<b>\$3711</b>	N.A.	<b>N.A.</b>	\$2699	<b>\$3779</b>	N.A.	<b>N.A.</b>

## 60"L and 72"L x 36"W

- Master Class, page 116  
 ► Product weights, page 382

**Standard Includes**

- Height: 29"H
- Top: Laminate or straight-grain wood veneer surface on 1.25" particle board core or 1.25" particle board core with 0.75"-perimeter skirting
- Edge on 1.25"-thick top: self-edge laminate, flat vinyl (black), convex vinyl, self-edge wood veneer, or solid wood convex, beveled, knife, or waterfall edge
- Edge on 2"-thick top: self-edge laminate, convex vinyl (black), self-edge wood veneer, or solid wood convex edge
- Two 24" T-bases: 3"-diameter extruded aluminum columns welded to cast aluminum base feet with single powder coat color
- 19" cast aluminum technology spider ► page 146
- Concealed leveling glides: non-marring, plastic
- Shipped K.D.

**Required to Specify**

- Product number
- Powder coat color number and name for base
- Laminate or wood color number and name for top
- Edge selection for 1.25"-thick top:
  - Self-edge laminate or wood veneer to match top
  - Flat vinyl edge: black only
  - Convex vinyl edge: colors at right
  - Solid wood convex, beveled, knife, or waterfall edge
- Edge selection for 2"-thick top:
  - Self-edge laminate or wood veneer to match top
  - Convex vinyl edge: black only
  - Solid wood convex edge

- Vinyl color number and name for convex vinyl edge on 1.25"-thick top, if selected: 6690 Black, 6691 Warm White, 6692 Smoke, or 6693 Woodrose
- Wood color number and name for wood edge, if selected  
*Exception: Wood edge will match the surface of a wood veneer top, so no color specification is needed.*  
*Tip: If you specify a wood edge on a top with wood grain laminate, the edge and top may not match.*
- Options, if selected (see list)  
 ► *Surface Materials*, page 126

**Options**

- **Polished Aluminum bases**  
 +\$279 U.S. **+\$391 Canada**  
 Specify "with Polished Aluminum bases."
- **Grain-matched veneer\*** ► page 120
- **Stain-to-match** ► page 121
- **Grommets\*** ► page 132

**Accessories**

- **Stella keyboard support** ► page 264



\* Send us a drawing

**60"L x 36"W**

1.25"-thick top

**483906**

**U.S. Canada**



2"-thick top

**623906**

**U.S. Canada**

**72"L x 36"W**

1.25"-thick top

**484906**

**U.S. Canada**



2"-thick top

**624906**

**U.S. Canada**

**Self Edge, Flat Vinyl Edge, or Convex Vinyl Edge**

Grade 1 Laminate	\$1295	<b>\$1813</b>	\$1414	<b>\$1980</b>	\$1312	<b>\$1837</b>	\$1464	<b>\$2050</b>
Grade 2 Laminate	\$1343	<b>\$1880</b>	\$1463	<b>\$2049</b>	\$1371	<b>\$1920</b>	\$1523	<b>\$2133</b>
Wood Veneer	\$2010	<b>\$2814</b>	\$2071	<b>\$2900</b>	\$2027	<b>\$2838</b>	\$2126	<b>\$2977</b>

**Convex Wood Edge**

Grade 1 Laminate	\$1848	<b>\$2587</b>	\$1935	<b>\$2709</b>	\$1855	<b>\$2597</b>	\$1977	<b>\$2768</b>
Grade 2 Laminate	\$1896	<b>\$2654</b>	\$1984	<b>\$2778</b>	\$1914	<b>\$2680</b>	\$2036	<b>\$2851</b>
Wood Veneer	\$2563	<b>\$3588</b>	\$2592	<b>\$3629</b>	\$2570	<b>\$3598</b>	\$2639	<b>\$3695</b>

**Beveled Wood Edge**

Grade 1 Laminate	\$1895	<b>\$2653</b>	N.A.	<b>N.A.</b>	\$1903	<b>\$2664</b>	N.A.	<b>N.A.</b>
Grade 2 Laminate	\$1943	<b>\$2720</b>	N.A.	<b>N.A.</b>	\$1962	<b>\$2747</b>	N.A.	<b>N.A.</b>
Wood Veneer	\$2610	<b>\$3654</b>	N.A.	<b>N.A.</b>	\$2618	<b>\$3665</b>	N.A.	<b>N.A.</b>

**Knife Wood Edge or Waterfall Wood Edge**

Grade 1 Laminate	\$1977	<b>\$2768</b>	N.A.	<b>N.A.</b>	\$1984	<b>\$2778</b>	N.A.	<b>N.A.</b>
Grade 2 Laminate	\$2025	<b>\$2835</b>	N.A.	<b>N.A.</b>	\$2043	<b>\$2861</b>	N.A.	<b>N.A.</b>
Wood Veneer	\$2692	<b>\$3769</b>	N.A.	<b>N.A.</b>	\$2699	<b>\$3779</b>	N.A.	<b>N.A.</b>

**84"L and 96"L x 36"W**

- Master Class, page 116  
► Product weights, page 382

**Standard Includes**

- Height: 29"H
- Top: Laminate or straight-grain wood veneer surface on 1.25" particle board core or 1.25" particle board core with 0.75"-perimeter skirting
- Edge on 1.25"-thick top: self-edge laminate, flat vinyl (black), convex vinyl, self-edge wood veneer, or solid wood convex, beveled, knife, or waterfall edge
- Edge on 2"-thick top: self-edge laminate, convex vinyl (black), self-edge wood veneer, or solid wood convex edge
- Two 24" T-bases: 3"-diameter extruded aluminum columns welded to cast aluminum base feet with single powder coat color
- 19" cast aluminum technology spider ► page 146
- Concealed leveling glides: non-marring, plastic
- Shipped K.D.

**Required to Specify**

- Product number
- Powder coat color number and name for base
- Laminate or wood color number and name for top
- Edge selection for 1.25"-thick top:
  - Self-edge laminate or wood veneer to match top
  - Flat vinyl edge: black only
  - Convex vinyl edge: colors at right
  - Solid wood convex, beveled, knife, or waterfall edge
- Edge selection for 2"-thick top:
  - Self-edge laminate or wood veneer to match top
  - Convex vinyl edge: black only
  - Solid wood convex edge

- Vinyl color number and name for convex vinyl edge on 1.25"-thick top, if selected: 6690 Black, 6691 Warm White, 6692 Smoke, or 6693 Woodrose
- Wood color number and name for wood edge, if selected  
*Exception: Wood edge will match the surface of a wood veneer top, so no color specification is needed.*  
*Tip: If you specify a wood edge on a top with wood grain laminate, the edge and top may not match.*
- Options, if selected (see list)  
► *Surface Materials*, page 126

**Options**

- **Polished Aluminum bases**  
+\$279 U.S. **+\$391 Canada**  
Specify "with Polished Aluminum bases."
- **Grain-matched veneer\*** ► page 120
- **Stain-to-match** ► page 121
- **Grommets\*** ► page 132

**Accessories**

- **Stella keyboard support** ► page 264



\* Send us a drawing

**84"L x 36"W**

1.25"-thick top

**485906**

U.S. **Canada**



2"-thick top

**625906**

U.S. **Canada**

**96"L x 36"W**

1.25"-thick top

**486906**

U.S. **Canada**



2"-thick top

**626906**

U.S. **Canada**

**Self Edge, Flat Vinyl Edge, or Convex Vinyl Edge**

Grade 1 Laminate	\$1417	<b>\$1984</b>	\$1611	<b>\$2255</b>	\$1543	<b>\$2160</b>	\$1671	<b>\$2339</b>
Grade 2 Laminate	\$1485	<b>\$2079</b>	\$1679	<b>\$2350</b>	\$1620	<b>\$2268</b>	\$1748	<b>\$2447</b>
Wood Veneer	\$2448	<b>\$3427</b>	\$2518	<b>\$3525</b>	\$2504	<b>\$3505</b>	\$2591	<b>\$3627</b>

**Convex Wood Edge**

Grade 1 Laminate	\$2216	<b>\$3103</b>	\$2348	<b>\$3287</b>	\$2298	<b>\$3217</b>	\$2419	<b>\$3386</b>
Grade 2 Laminate	\$2284	<b>\$3198</b>	\$2416	<b>\$3382</b>	\$2375	<b>\$3325</b>	\$2496	<b>\$3494</b>
Wood Veneer	\$3247	<b>\$4546</b>	\$3255	<b>\$4557</b>	\$3259	<b>\$4562</b>	\$3339	<b>\$4674</b>

**Beveled Wood Edge**

Grade 1 Laminate	\$2281	<b>\$3194</b>	N.A.	<b>N.A.</b>	\$2369	<b>\$3316</b>	N.A.	<b>N.A.</b>
Grade 2 Laminate	\$2349	<b>\$3289</b>	N.A.	<b>N.A.</b>	\$2446	<b>\$3424</b>	N.A.	<b>N.A.</b>
Wood Veneer	\$3312	<b>\$4637</b>	N.A.	<b>N.A.</b>	\$3330	<b>\$4661</b>	N.A.	<b>N.A.</b>

**Knife Wood Edge or Waterfall Wood Edge**

Grade 1 Laminate	\$2399	<b>\$3359</b>	N.A.	<b>N.A.</b>	\$2488	<b>\$3483</b>	N.A.	<b>N.A.</b>
Grade 2 Laminate	\$2467	<b>\$3454</b>	N.A.	<b>N.A.</b>	\$2565	<b>\$3591</b>	N.A.	<b>N.A.</b>
Wood Veneer	\$3430	<b>\$4802</b>	N.A.	<b>N.A.</b>	\$3449	<b>\$4828</b>	N.A.	<b>N.A.</b>



## 84"L and 96"L x 42"W

- Master Class, page 116  
 ► Product weights, page 382

**Standard Includes**

- Height: 29"H
- Top: Laminate or straight-grain wood veneer surface on 1.25" particle board core or 1.25" particle board core with 0.75"-perimeter skirting
- Edge on 1.25"-thick top: self-edge laminate, flat vinyl (black), convex vinyl, self-edge wood veneer, or solid wood convex, beveled, knife, or waterfall edge
- Edge on 2"-thick top: self-edge laminate, convex vinyl (black), self-edge wood veneer, or solid wood convex edge
- Two 24" T-bases: 3"-diameter extruded aluminum columns welded to cast aluminum base feet with single powder coat color
- 19" cast aluminum technology spider ► page 146
- Concealed leveling glides: non-marring, plastic
- Shipped K.D.

**Required to Specify**

- Product number
- Powder coat color number and name for base
- Laminate or wood color number and name for top
- Edge selection for 1.25"-thick top:
  - Self-edge laminate or wood veneer to match top
  - Flat vinyl edge: black only
  - Convex vinyl edge: colors at right
  - Solid wood convex, beveled, knife, or waterfall edge
- Edge selection for 2"-thick top:
  - Self-edge laminate or wood veneer to match top
  - Convex vinyl edge: black only
  - Solid wood convex edge

- Vinyl color number and name for convex vinyl edge on 1.25"-thick top, if selected: 6690 Black, 6691 Warm White, 6692 Smoke, or 6693 Woodrose
- Wood color number and name for wood edge, if selected  
*Exception: Wood edge will match the surface of a wood veneer top, so no color specification is needed.*  
*Tip: If you specify a wood edge on a top with wood grain laminate, the edge and top may not match.*
- Options, if selected (see list)  
 ► *Surface Materials*, page 126

**Options**

- **Polished Aluminum bases**  
 +\$279 U.S. **+\$391 Canada**  
 Specify "with Polished Aluminum bases."
- **Grain-matched veneer\*** ► page 120
- **Stain-to-match** ► page 121
- **Grommets\*** ► page 132

**Accessories**

- **Stella keyboard support** ► page 264



\* Send us a drawing

**84"L x 42"W**

1.25"-thick top

**435906**

**U.S. Canada**



2"-thick top

**635906**

**U.S. Canada**

**96"L x 42"W**

1.25"-thick top

**436906**

**U.S. Canada**



2"-thick top

**636906**

**U.S. Canada**

**Self Edge, Flat Vinyl Edge, or Convex Vinyl Edge**

Grade 1 Laminate	\$1500	<b>\$2100</b>	\$1617	<b>\$2264</b>	\$1543	<b>\$2160</b>	\$1671	<b>\$2339</b>
Grade 2 Laminate	\$1580	<b>\$2212</b>	\$1697	<b>\$2376</b>	\$1634	<b>\$2287</b>	\$1762	<b>\$2466</b>
Wood Veneer	\$2490	<b>\$3486</b>	\$2556	<b>\$3579</b>	\$2528	<b>\$3539</b>	\$2614	<b>\$3659</b>

**Convex Wood Edge**

Grade 1 Laminate	\$2271	<b>\$3179</b>	\$2377	<b>\$3328</b>	\$2315	<b>\$3241</b>	\$2435	<b>\$3409</b>
Grade 2 Laminate	\$2351	<b>\$3291</b>	\$2457	<b>\$3440</b>	\$2406	<b>\$3368</b>	\$2526	<b>\$3536</b>
Wood Veneer	\$3261	<b>\$4565</b>	\$3316	<b>\$4643</b>	\$3300	<b>\$4620</b>	\$3378	<b>\$4729</b>

**Beveled Wood Edge**

Grade 1 Laminate	\$2317	<b>\$3244</b>	N.A.	<b>N.A.</b>	\$2361	<b>\$3305</b>	N.A.	<b>N.A.</b>
Grade 2 Laminate	\$2397	<b>\$3356</b>	N.A.	<b>N.A.</b>	\$2452	<b>\$3432</b>	N.A.	<b>N.A.</b>
Wood Veneer	\$3307	<b>\$4630</b>	N.A.	<b>N.A.</b>	\$3346	<b>\$4684</b>	N.A.	<b>N.A.</b>

**Knife Wood Edge or Waterfall Wood Edge**

Grade 1 Laminate	\$2426	<b>\$3396</b>	N.A.	<b>N.A.</b>	\$2483	<b>\$3476</b>	N.A.	<b>N.A.</b>
Grade 2 Laminate	\$2506	<b>\$3508</b>	N.A.	<b>N.A.</b>	\$2574	<b>\$3603</b>	N.A.	<b>N.A.</b>
Wood Veneer	\$3416	<b>\$4782</b>	N.A.	<b>N.A.</b>	\$3468	<b>\$4855</b>	N.A.	<b>N.A.</b>

### 108"L and 10'L x 42"W

- Master Class, page 116
- Product weights, page 382

#### Standard Includes

- Height: 29"H
- Top: Laminate or straight-grain wood veneer surface on 1.25" particle board core or 1.25" particle board core with 0.75"-perimeter skirting  
*Tip: Tops that are 12'L or less ship in one piece. Sectioned tops with Tite-Joint fasteners for assembly on site are available as an option.*
- Edge on 1.25"-thick top: self-edge laminate, flat vinyl (black), convex vinyl, self-edge wood veneer, or solid wood convex, beveled, knife, or waterfall edge
- Edge on 2"-thick top: self-edge laminate, convex vinyl (black), self-edge wood veneer, or solid wood convex edge
- Two 24" T-bases: 3"-diameter extruded aluminum columns welded to cast aluminum base feet with single powder coat color
- 19" cast aluminum technology spider ► page 146
- Concealed leveling glides: non-marring, plastic
- Shipped K.D.

#### Required to Specify

- Product number
- Powder coat color number and name for base
- Laminate or wood color number and name for top
- Edge selection for 1.25"-thick top:
  - Self-edge laminate or wood veneer to match top
  - Flat vinyl edge: black only
  - Convex vinyl edge: colors at right
  - Solid wood convex, beveled, knife, or waterfall edge
- Edge selection for 2"-thick top:
  - Self-edge laminate or wood veneer to match top
  - Convex vinyl edge: black only
  - Solid wood convex edge

- Vinyl color number and name for convex vinyl edge on 1.25"-thick top, if selected: 6690 Black, 6691 Warm White, 6692 Smoke, or 6693 Woodrose
- Wood color number and name for wood edge, if selected  
*Exception: Wood edge will match the surface of a wood veneer top, so no color specification is needed.*  
*Tip: If you specify a wood edge on a top with wood grain laminate, the edge and top may not match.*
- Options, if selected (see list)  
► *Surface Materials*, page 126

#### Options

- **Polished Aluminum bases**  
+\$279 U.S. **+\$391 Canada**  
Specify "with Polished Aluminum bases."

#### Sectioned top ► page 117

Tops 12'L and smaller that are normally shipped in one piece may be cut into two equal sections. Tite-Joint fasteners are provided for assembly on site.

- 42"W tops +\$237 U.S. **+\$332 Canada**  
Specify "sectioned top."
- **Grain-matched veneer\*** ► page 120
- **Stain-to-match** ► page 121
- **Grommets\*** ► page 132

#### Accessories

- **Stella keyboard support** ► page 264



\* Send us a drawing

#### 108"L x 42"W



1.25"-thick top

**437906**  
U.S. **Canada**



2"-thick top

**637906**  
U.S. **Canada**

#### 10'L x 42"W



1.25"-thick top

**438906**  
U.S. **Canada**



2"-thick top

**638906**  
U.S. **Canada**

#### Self Edge, Flat Vinyl Edge, or Convex Vinyl Edge

Grade 1 Laminate	\$1877	<b>\$2628</b>	\$2016	<b>\$2822</b>	\$1907	<b>\$2670</b>	\$2042	<b>\$2859</b>
Grade 2 Laminate	\$1980	<b>\$2772</b>	\$2119	<b>\$2966</b>	\$2020	<b>\$2828</b>	\$2155	<b>\$3017</b>
Wood Veneer	\$3516	<b>\$4923</b>	\$3656	<b>\$5118</b>	\$3639	<b>\$5095</b>	\$3777	<b>\$5288</b>

#### Convex Wood Edge

Grade 1 Laminate	\$3208	<b>\$4491</b>	\$3354	<b>\$4695</b>	\$3311	<b>\$4636</b>	\$3468	<b>\$4855</b>
Grade 2 Laminate	\$3311	<b>\$4635</b>	\$3457	<b>\$4839</b>	\$3424	<b>\$4794</b>	\$3581	<b>\$5013</b>
Wood Veneer	\$4847	<b>\$6786</b>	\$4994	<b>\$6991</b>	\$5043	<b>\$7061</b>	\$5203	<b>\$7284</b>

#### Beveled Wood Edge

Grade 1 Laminate	\$3284	<b>\$4598</b>	N.A.	<b>N.A.</b>	\$3394	<b>\$4752</b>	N.A.	<b>N.A.</b>
Grade 2 Laminate	\$3387	<b>\$4742</b>	N.A.	<b>N.A.</b>	\$3507	<b>\$4910</b>	N.A.	<b>N.A.</b>
Wood Veneer	\$4923	<b>\$6893</b>	N.A.	<b>N.A.</b>	\$5126	<b>\$7177</b>	N.A.	<b>N.A.</b>

#### Knife Wood Edge or Waterfall Wood Edge

Grade 1 Laminate	\$3485	<b>\$4879</b>	N.A.	<b>N.A.</b>	\$3602	<b>\$5043</b>	N.A.	<b>N.A.</b>
Grade 2 Laminate	\$3588	<b>\$5023</b>	N.A.	<b>N.A.</b>	\$3715	<b>\$5201</b>	N.A.	<b>N.A.</b>
Wood Veneer	\$5124	<b>\$7174</b>	N.A.	<b>N.A.</b>	\$5334	<b>\$7468</b>	N.A.	<b>N.A.</b>



## 96"L and 10'L x 48"W

- Master Class, page 116
- Product weights, page 382

**Standard Includes**

- Height: 29"H
- Top: Laminate or straight-grain wood veneer surface on 1.25" particle board core or 1.25" particle board core with 0.75"-perimeter skirting  
*Tip: Tops that are 12'L or less ship in one piece. Sectioned tops with Tite-Joint fasteners for assembly on site are available as an option.*
- Edge on 1.25"-thick top: self-edge laminate, flat vinyl (black), convex vinyl, self-edge wood veneer, or solid wood convex, beveled, knife, or waterfall edge
- Edge on 2"-thick top: self-edge laminate, convex vinyl (black), self-edge wood veneer, or solid wood convex edge
- Two 32" T-bases: 3"-diameter extruded aluminum columns welded to cast aluminum base feet with single powder coat color
- 19" cast aluminum technology spider ► page 146
- Concealed leveling glides: non-marring, plastic
- Shipped K.D.

**Required to Specify**

- Product number
- Powder coat color number and name for base
- Laminate or wood color number and name for top
- Edge selection for 1.25"-thick top:
  - Self-edge laminate or wood veneer to match top
  - Flat vinyl edge: black only
  - Convex vinyl edge: colors at right
  - Solid wood convex, beveled, knife, or waterfall edge
- Edge selection for 2"-thick top:
  - Self-edge laminate or wood veneer to match top
  - Convex vinyl edge: black only
  - Solid wood convex edge

- Vinyl color number and name for convex vinyl edge on 1.25"-thick top, if selected: 6690 Black, 6691 Warm White, 6692 Smoke, or 6693 Woodrose
- Wood color number and name for wood edge, if selected  
*Exception: Wood edge will match the surface of a wood veneer top, so no color specification is needed.*  
*Tip: If you specify a wood edge on a top with wood grain laminate, the edge and top may not match.*
- Options, if selected (see list)
  - Surface Materials, page 126

**Options**• **Polished Aluminum bases**

+\$307 U.S. **+\$430 Canada**  
Specify "with Polished Aluminum bases."

• **Sectioned top** ► page 117

Tops 12'L and smaller that are normally shipped in one piece may be cut into two equal sections. Tite-Joint fasteners are provided for assembly on site.

- 48"W tops +\$237 U.S. **+\$332 Canada**  
Specify "sectioned top."

- **Grain-matched veneer\*** ► page 120

- **Stain-to-match** ► page 121

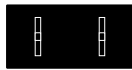
- **Grommets\*** ► page 132

**Accessories**

- **Stella keyboard support** ► page 264



\* Send us a drawing

**96"L x 48"W**

1.25"-thick top

**456907**

U.S. **Canada**



2"-thick top

**646907**

U.S. **Canada**

**10'L x 48"W**

1.25"-thick top

**458907**

U.S. **Canada**



2"-thick top

**648907**

U.S. **Canada**

**Self Edge, Flat Vinyl Edge, or Convex Vinyl Edge**

Grade 1 Laminate	\$1613	<b>\$2258</b>	\$1741	<b>\$2437</b>	\$1989	<b>\$2785</b>	\$2166	<b>\$3032</b>
Grade 2 Laminate	\$1717	<b>\$2404</b>	\$1845	<b>\$2583</b>	\$2118	<b>\$2966</b>	\$2295	<b>\$3213</b>
Wood Veneer	\$2623	<b>\$3672</b>	\$2709	<b>\$3792</b>	\$3768	<b>\$5276</b>	\$3905	<b>\$5467</b>

**Convex Wood Edge**

Grade 1 Laminate	\$2398	<b>\$3357</b>	\$2518	<b>\$3525</b>	\$3433	<b>\$4807</b>	\$3594	<b>\$5031</b>
Grade 2 Laminate	\$2502	<b>\$3503</b>	\$2622	<b>\$3671</b>	\$3562	<b>\$4988</b>	\$3723	<b>\$5212</b>
Wood Veneer	\$3408	<b>\$4771</b>	\$3486	<b>\$4880</b>	\$5212	<b>\$7298</b>	\$5333	<b>\$7466</b>

**Beveled Wood Edge**

Grade 1 Laminate	\$2449	<b>\$3428</b>	N.A.	<b>N.A.</b>	\$3537	<b>\$4952</b>	N.A.	<b>N.A.</b>
Grade 2 Laminate	\$2553	<b>\$3574</b>	N.A.	<b>N.A.</b>	\$3666	<b>\$5133</b>	N.A.	<b>N.A.</b>
Wood Veneer	\$3459	<b>\$4842</b>	N.A.	<b>N.A.</b>	\$5316	<b>\$7443</b>	N.A.	<b>N.A.</b>

**Knife Wood Edge or Waterfall Wood Edge**

Grade 1 Laminate	\$2573	<b>\$3602</b>	N.A.	<b>N.A.</b>	\$3752	<b>\$5253</b>	N.A.	<b>N.A.</b>
Grade 2 Laminate	\$2677	<b>\$3748</b>	N.A.	<b>N.A.</b>	\$3881	<b>\$5434</b>	N.A.	<b>N.A.</b>
Wood Veneer	\$3583	<b>\$5016</b>	N.A.	<b>N.A.</b>	\$5531	<b>\$7744</b>	N.A.	<b>N.A.</b>

12'L x 48"W

- Master Class, page 116
- Product weights, page 382

Standard Includes

- Height: 29"H
- Top: Laminate or straight-grain wood veneer surface on 1.25" particle board core or 1.25" particle board core with 0.75"-perimeter skirting  
*Tip: Tops that are 12'L or less ship in one piece. Sectioned tops with Tite-Joint fasteners for assembly on site are available as an option.*
- Edge on 1.25"-thick top: self-edge laminate, flat vinyl (black), convex vinyl, self-edge wood veneer, or solid wood convex, beveled, knife, or waterfall edge
- Edge on 2"-thick top: self-edge laminate, convex vinyl (black), self-edge wood veneer, or solid wood convex edge
- Three 32" T-bases: 3"-diameter extruded aluminum columns welded to cast aluminum base feet with single powder coat color
- 19" cast aluminum technology spider ► page 146
- Concealed leveling glides: non-marring, plastic
- Shipped K.D.

Required to Specify

- Product number
- Powder coat color number and name for base
- Laminate or wood color number and name for top
- Edge selection for 1.25"-thick top:
  - Self-edge laminate or wood veneer to match top
  - Flat vinyl edge: black only
  - Convex vinyl edge: colors at right
  - Solid wood convex, beveled, knife, or waterfall edge
- Edge selection for 2"-thick top:
  - Self-edge laminate or wood veneer to match top
  - Convex vinyl edge: black only
  - Solid wood convex edge

- Vinyl color number and name for convex vinyl edge on 1.25"-thick top, if selected: 6690 Black, 6691 Warm White, 6692 Smoke, or 6693 Woodrose
- Wood color number and name for wood edge, if selected  
*Exception: Wood edge will match the surface of a wood veneer top, so no color specification is needed.*  
*Tip: If you specify a wood edge on a top with wood grain laminate, the edge and top may not match.*
- Options, if selected (see list)  
► Surface Materials, page 126

Options

- **Polished Aluminum bases**  
+\$460 U.S. **+\$644 Canada**  
Specify "with Polished Aluminum bases."
- **Sectioned top** ► page 117  
Tops 12'L and smaller that are normally shipped in one piece may be cut into two equal sections. Tite-Joint fasteners are provided for assembly on site.
- 48"W tops +\$237 U.S. **+\$332 Canada**  
Specify "sectioned top."
- **Grain-matched veneer\*** ► page 120
- **Stain-to-match** ► page 121
- **Grommets\*** ► page 132

Accessories

- **Stella keyboard support** ► page 264



\* Send us a drawing

12'L x 48"W



1.25"-thick top

**459907**  
U.S. **Canada**



2"-thick top

**649907**  
U.S. **Canada**

Self Edge, Flat Vinyl Edge, or Convex Vinyl Edge

Grade 1 Laminate	\$2619	<b>\$ 3667</b>	\$2814	<b>\$ 3940</b>
Grade 2 Laminate	\$2775	<b>\$ 3885</b>	\$2970	<b>\$ 4158</b>
Wood Veneer	\$5191	<b>\$ 7268</b>	\$5369	<b>\$ 7517</b>

Convex Wood Edge

Grade 1 Laminate	\$4731	<b>\$ 6624</b>	\$4915	<b>\$ 6881</b>
Grade 2 Laminate	\$4887	<b>\$ 6842</b>	\$5071	<b>\$ 7099</b>
Wood Veneer	\$7303	<b>\$10,225</b>	\$7470	<b>\$10,458</b>

Beveled Wood Edge

Grade 1 Laminate	\$4853	<b>\$ 6795</b>	N.A.	<b>N.A.</b>
Grade 2 Laminate	\$5009	<b>\$ 7013</b>	N.A.	<b>N.A.</b>
Wood Veneer	\$7425	<b>\$10,396</b>	N.A.	<b>N.A.</b>

Knife Wood Edge or Waterfall Wood Edge

Grade 1 Laminate	\$5140	<b>\$ 7196</b>	N.A.	<b>N.A.</b>
Grade 2 Laminate	\$5296	<b>\$ 7414</b>	N.A.	<b>N.A.</b>
Wood Veneer	\$7712	<b>\$10,797</b>	N.A.	<b>N.A.</b>

72"L x 36"W

- ▶ Master Class, page 116
- ▶ Product weights, page 382

#### Standard Includes

- Height: 29"H
- Top: Laminate or straight-grain or wedge-cut wood veneer surface on 1.25" particle board core or 1.25" particle board core with 0.75"-perimeter skirting
- Edge on 1.25"-thick top: self-edge laminate, flat vinyl (black), convex vinyl, self-edge wood veneer, or solid wood convex, or beveled edge
- Edge on 2"-thick top: self-edge laminate, convex vinyl (black), self-edge wood veneer, or solid wood convex edge
- Two 24" T-bases: 3"-diameter extruded aluminum columns welded to cast aluminum base feet with single powder coat color
- 19" cast aluminum technology spider ▶ page 146
- Concealed leveling glides: non-marring, plastic
- Shipped K.D.

#### Required to Specify

- Product number
- Powder coat color number and name for base
- Laminate or wood color number and name for top. Specify straight-grain or wedge-cut veneer.
- Edge selection for 1.25"-thick top:
  - Self-edge laminate or wood veneer to match top
  - Flat vinyl edge: black only
  - Convex vinyl edge: colors at right
  - Solid wood convex or beveled edge

- Edge selection for 2"-thick top:
  - Self-edge laminate or wood veneer to match top
  - Convex vinyl edge: black only
  - Solid wood convex edge
- Vinyl color number and name for convex vinyl edge on 1.25"-thick top, if selected: 6690 Black, 6691 Warm White, 6692 Smoke, or 6693 Woodrose
- Wood color number and name for wood edge, if selected  
*Exception: Wood edge will match the surface of a wood veneer top, so no color specification is needed.*  
*Tip: If you specify a wood edge on a top with wood grain laminate, the edge and top may not match.*
- Options, if selected (see list)  
▶ *Surface Materials*, page 126

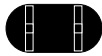
#### Options

- **Polished Aluminum bases**  
+\$279 U.S. **+\$391 Canada**  
Specify "with Polished Aluminum bases."
- **Stain-to-match** ▶ page 121
- **Grommets\*** ▶ page 132

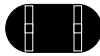


\* Send us a drawing

72"L x 36"W



1.25"-thick top

**273906**
**U.S. Canada**


2"-thick top

**673906**
**U.S. Canada**

#### Self Edge, Flat Vinyl Edge, or Convex Vinyl Edge

Grade 1 Laminate	\$1372	<b>\$1921</b>	\$1552	<b>\$2173</b>
Grade 2 Laminate	\$1431	<b>\$2004</b>	\$1611	<b>\$2256</b>
Wood Veneer	\$2304	<b>\$3226</b>	\$2434	<b>\$3408</b>
Wedge-Cut Veneer	\$3506	<b>\$4909</b>	\$3720	<b>\$5208</b>

#### Convex Wood Edge

Grade 1 Laminate	\$2332	<b>\$3265</b>	\$2563	<b>\$3588</b>
Grade 2 Laminate	\$2391	<b>\$3348</b>	\$2622	<b>\$3671</b>
Wood Veneer	\$3264	<b>\$4570</b>	\$3445	<b>\$4823</b>
Wedge-Cut Veneer	\$4466	<b>\$6253</b>	\$4731	<b>\$6623</b>

#### Beveled Wood Edge

Grade 1 Laminate	\$2614	<b>\$3660</b>	N.A.	<b>N.A.</b>
Grade 2 Laminate	\$2673	<b>\$3743</b>	N.A.	<b>N.A.</b>
Wood Veneer	\$3546	<b>\$4965</b>	N.A.	<b>N.A.</b>
Wedge-Cut Veneer	\$4748	<b>\$6648</b>	N.A.	<b>N.A.</b>

#### Knife Wood Edge

Grade 1 Laminate	\$3541	<b>\$4957</b>	N.A.	<b>N.A.</b>
Grade 2 Laminate	\$3600	<b>\$5040</b>	N.A.	<b>N.A.</b>
Wood Veneer	\$4473	<b>\$6262</b>	N.A.	<b>N.A.</b>
Wedge-Cut Veneer	\$5675	<b>\$7945</b>	N.A.	<b>N.A.</b>

### 96"L, 10'L, and 12'L x 48"W

- Master Class, page 116
- Product weights, page 382

#### Standard Includes

- Height: 29"H
- Top: Laminate or straight-grain or wedge-cut wood veneer surface on 1.25" particle board core or 1.25" particle board core with 0.75"-perimeter skirting  
*Tip: Tops that are 12'L or less ship in one piece. Sectioned tops with Tite-Joint fasteners for assembly on site are available as an option.*
- Edge on 1.25"-thick top: self-edge laminate, flat vinyl (black), convex vinyl, self-edge wood veneer, or solid wood convex, beveled, or knife edge
- Edge on 2"-thick top: self-edge laminate, convex vinyl (black), self-edge wood veneer, or solid wood convex edge
- Two or three 32" T-bases: 3"-diameter extruded aluminum columns welded to cast aluminum base feet with single powder coat color
- 19" cast aluminum technology spider ► page 146
- Concealed leveling glides: non-marring, plastic
- Shipped K.D.

#### Required to Specify

- Product number
- Powder coat color number and name for base
- Laminate or wood color number and name for top. Specify straight-grain or wedge-cut veneer.
- Edge selection for 1.25"-thick top:
  - Self-edge laminate or wood veneer to match top
  - Flat vinyl edge: black only
  - Convex vinyl edge: colors at right
  - Solid wood convex, beveled, or knife edge
- Edge selection for 2"-thick top:
  - Self-edge laminate or wood veneer to match top
  - Convex vinyl edge: black only
  - Solid wood convex edge

- Vinyl color number and name for convex vinyl edge on 1.25"-thick top, if selected: 6690 Black, 6691 Warm White, 6692 Smoke, or 6693 Woodrose
- Wood color number and name for wood edge, if selected  
*Exception: Wood edge will match the surface of a wood veneer top, so no color specification is needed.*  
*Tip: If you specify a wood edge on a top with wood grain laminate, the edge and top may not match.*
- Options, if selected (see list)
  - Surface Materials, page 126

#### Options

##### Polished Aluminum bases

- Two bases +\$307 U.S. **+\$430 Canada**
- Three bases +\$460 U.S. **+\$644 Canada**  
Specify "with Polished Aluminum bases."

##### Sectioned top ► page 117

Tops 12'L and smaller that are normally shipped in one piece may be cut into two equal sections. Tite-Joint fasteners are provided for assembly on site.

- 48"W tops +\$237 U.S. **+\$332 Canada**  
Specify "sectioned top."

- Stain-to-match ► page 121

- Grommets\* ► page 132



\* Send us a drawing

#### 96"L x 48"W



1.25"-thick top

**275907**  
U.S. **Canada**



2"-thick top

**675907**  
U.S. **Canada**

#### 10'L x 48"W



1.25"-thick top

**276907**  
U.S. **Canada**



2"-thick top

**676907**  
U.S. **Canada**

#### 12'L x 48"W



1.25"-thick top

**277907**  
U.S. **Canada**



2"-thick top

**677907**  
U.S. **Canada**

#### Self Edge, Flat Vinyl Edge, or Convex Vinyl Edge

Grade 1 Laminate	\$1697	<b>\$2376</b>	\$1865	<b>\$2611</b>	\$2465	<b>\$ 3451</b>	\$2708	<b>\$ 3791</b>	\$ 2658	<b>\$ 3721</b>	\$ 2959	<b>\$ 4143</b>
Grade 2 Laminate	\$1801	<b>\$2522</b>	\$1969	<b>\$2757</b>	\$2594	<b>\$ 3632</b>	\$2837	<b>\$ 3972</b>	\$ 2814	<b>\$ 3939</b>	\$ 3115	<b>\$ 4361</b>
Wood Veneer	\$3043	<b>\$4260</b>	\$3148	<b>\$4407</b>	\$4737	<b>\$ 6632</b>	\$4992	<b>\$ 6989</b>	\$ 5660	<b>\$ 7924</b>	\$ 5869	<b>\$ 8217</b>
Wedge-Cut Veneer	\$4839	<b>\$6775</b>	\$5003	<b>\$7004</b>	\$6306	<b>\$ 8828</b>	\$6514	<b>\$ 9119</b>	\$ 7485	<b>\$10,479</b>	\$ 7662	<b>\$10,727</b>

#### Convex Wood Edge

Grade 1 Laminate	\$3136	<b>\$4391</b>	\$3383	<b>\$4736</b>	\$4098	<b>\$ 5737</b>	\$4264	<b>\$ 5969</b>	\$ 5057	<b>\$ 7080</b>	\$ 5331	<b>\$ 7464</b>
Grade 2 Laminate	\$3240	<b>\$4537</b>	\$3487	<b>\$4882</b>	\$4227	<b>\$ 5918</b>	\$4393	<b>\$ 6150</b>	\$ 5213	<b>\$ 7298</b>	\$ 5487	<b>\$ 7682</b>
Wood Veneer	\$4482	<b>\$6275</b>	\$4666	<b>\$6532</b>	\$6370	<b>\$ 8918</b>	\$6548	<b>\$ 9167</b>	\$ 8059	<b>\$11,283</b>	\$ 8241	<b>\$11,538</b>
Wedge-Cut Veneer	\$6278	<b>\$8790</b>	\$6521	<b>\$9129</b>	\$7939	<b>\$11,114</b>	\$8070	<b>\$11,297</b>	\$ 9884	<b>\$13,838</b>	\$10,034	<b>\$14,048</b>

#### Beveled Wood Edge

Grade 1 Laminate	\$3490	<b>\$4886</b>	N.A.	<b>N.A.</b>	\$4614	<b>\$ 6460</b>	N.A.	<b>N.A.</b>	\$ 5620	<b>\$ 7868</b>	N.A.	<b>N.A.</b>
Grade 2 Laminate	\$3594	<b>\$5032</b>	N.A.	<b>N.A.</b>	\$4743	<b>\$ 6641</b>	N.A.	<b>N.A.</b>	\$ 5776	<b>\$ 8086</b>	N.A.	<b>N.A.</b>
Wood Veneer	\$4836	<b>\$6770</b>	N.A.	<b>N.A.</b>	\$6886	<b>\$ 9641</b>	N.A.	<b>N.A.</b>	\$ 8622	<b>\$12,071</b>	N.A.	<b>N.A.</b>
Wedge-Cut Veneer	\$6632	<b>\$9285</b>	N.A.	<b>N.A.</b>	\$8455	<b>\$11,837</b>	N.A.	<b>N.A.</b>	\$10,447	<b>\$14,626</b>	N.A.	<b>N.A.</b>

#### Knife Wood Edge

Grade 1 Laminate	\$3865	<b>\$5411</b>	N.A.	<b>N.A.</b>	\$5160	<b>\$ 7224</b>	N.A.	<b>N.A.</b>	\$ 6336	<b>\$ 8870</b>	N.A.	<b>N.A.</b>
Grade 2 Laminate	\$3969	<b>\$5557</b>	N.A.	<b>N.A.</b>	\$5289	<b>\$ 7405</b>	N.A.	<b>N.A.</b>	\$ 6492	<b>\$ 9088</b>	N.A.	<b>N.A.</b>
Wood Veneer	\$5211	<b>\$7295</b>	N.A.	<b>N.A.</b>	\$7432	<b>\$10,405</b>	N.A.	<b>N.A.</b>	\$ 9338	<b>\$13,073</b>	N.A.	<b>N.A.</b>
Wedge-Cut Veneer	\$7007	<b>\$9810</b>	N.A.	<b>N.A.</b>	\$9001	<b>\$12,601</b>	N.A.	<b>N.A.</b>	\$11,163	<b>\$15,628</b>	N.A.	<b>N.A.</b>

## 10'L, 12'L, and 15'L x 60"W

- ▶ Master Class, page 116
- ▶ Product weights, page 382

**Standard Includes**

- Height: 29"H
- Top: Laminate or straight-grain or wedge-cut wood veneer surface on 1.25" particle board core or 1.25" particle board core with 0.75"-perimeter skirting  
*Tip: Tops that are 12'L or less ship in one piece. Tops that are over 12'L ship in two pieces with Tite-Joint fasteners for assembly on site.*
- Edge on 1.25"-thick top: self-edge laminate, flat vinyl (black), convex vinyl, self-edge wood veneer, or solid wood convex, or beveled edge
- Edge on 2"-thick top: self-edge laminate, convex vinyl (black), self-edge wood veneer, or solid wood convex edge
- Three or four 32" T-bases: 3"-diameter extruded aluminum columns welded to cast aluminum base feet with single powder coat color
- 19" cast aluminum technology spider ▶ page 146
- Concealed leveling glides: non-marring, plastic
- Shipped K.D.

**Required to Specify**

- Product number
- Powder coat color number and name for columns and base
- Laminate or wood color number and name for top. Specify straight-grain or wedge-cut veneer.
- Edge selection for 1.25"-thick top:
  - Self-edge laminate or wood veneer to match top
  - Flat vinyl edge: black only
  - Convex vinyl edge: colors at right
  - Solid wood convex or beveled edge
- Edge selection for 2"-thick top:
  - Self-edge laminate or wood veneer to match top
  - Convex vinyl edge: black only
  - Solid wood convex edge

- Vinyl color number and name for convex vinyl edge on 1.25"-thick top, if selected: 6690 Black, 6691 Warm White, 6692 Smoke, or 6693 Woodrose
- Wood color number and name for wood edge, if selected  
*Exception: Wood edge will match the surface of a wood veneer top, so no color specification is needed.*  
*Tip: If you specify a wood edge on a top with wood grain laminate, the edge and top may not match.*
- Options, if selected (see list)  
▶ *Surface Materials*, page 126

**Options**
**Polished Aluminum bases**

- Three bases +\$460 U.S. **+\$644 Canada**
- Four bases +\$614 U.S. **+\$860 Canada**  
Specify "with Polished Aluminum bases."

**Sectioned top** ▶ page 117

Tops 12'L and smaller that are normally shipped in one piece may be cut into two equal sections. Tite-joint fasteners are provided for assembly on site.

- 60"W tops +\$263 U.S. **+\$368 Canada**  
Specify "sectioned top."

- **Stain-to-match** ▶ page 121

- **Grommets\*** ▶ page 132



\* Send us a drawing

**10'L x 60"W**


1.25"-thick top

**251907**  
U.S. **Canada**



2"-thick top

**651907**  
U.S. **Canada**

**12'L x 60"W**


1.25"-thick top

**252907**  
U.S. **Canada**



2"-thick top

**652907**  
U.S. **Canada**

**15'L x 60"W**


1.25"-thick top

**253907**  
U.S. **Canada**



2"-thick top

**653907**  
U.S. **Canada**

**Self Edge, Flat Vinyl Edge, or Convex Vinyl Edge**

Grade 1 Laminate	\$2690	\$ 3766	\$2999	\$ 4199	\$ 2868	\$ 4015	\$ 3222	\$ 4511	\$ 4288	\$ 6003	\$ 4898	\$ 6857
Grade 2 Laminate	\$2852	\$ 3993	\$3161	\$ 4426	\$ 3064	\$ 4289	\$ 3418	\$ 4785	\$ 4532	\$ 6345	\$ 5142	\$ 7199
Wood Veneer	\$5006	\$ 7008	\$5267	\$ 7374	\$ 6430	\$ 9002	\$ 6674	\$ 9344	\$ 7612	\$10,657	\$ 7897	\$11,056
Wedge-Cut Veneer	\$6682	\$ 9355	\$6906	\$ 9669	\$ 7886	\$11,040	\$ 8204	\$11,486	\$ 8655	\$12,117	\$ 8987	\$12,582

**Convex Wood Edge**

Grade 1 Laminate	\$4592	\$ 6429	\$4819	\$ 6747	\$ 5450	\$ 7630	\$ 5764	\$ 8070	\$ 6929	\$ 9700	\$ 7375	\$10,325
Grade 2 Laminate	\$4754	\$ 6656	\$4981	\$ 6974	\$ 5646	\$ 7904	\$ 5960	\$ 8344	\$ 7173	\$10,042	\$ 7619	\$10,667
Wood Veneer	\$6908	\$ 9671	\$7087	\$ 9922	\$ 9012	\$12,617	\$ 9216	\$12,903	\$10,253	\$14,354	\$10,374	\$14,524
Wedge-Cut Veneer	\$8584	\$12,018	\$8726	\$12,217	\$10,468	\$14,655	\$10,746	\$15,045	\$11,296	\$15,814	\$11,464	\$16,050

**Beveled Wood Edge**

Grade 1 Laminate	\$5224	\$ 7314	N.A.	N.A.	\$ 6301	\$ 8821	N.A.	N.A.	\$ 7671	\$10,739	N.A.	N.A.
Grade 2 Laminate	\$5386	\$ 7541	N.A.	N.A.	\$ 6497	\$ 9095	N.A.	N.A.	\$ 7915	\$11,081	N.A.	N.A.
Wood Veneer	\$7540	\$10,556	N.A.	N.A.	\$ 9863	\$13,808	N.A.	N.A.	\$10,995	\$15,393	N.A.	N.A.
Wedge-Cut Veneer	\$9216	\$12,903	N.A.	N.A.	\$11,319	\$15,846	N.A.	N.A.	\$12,038	\$16,853	N.A.	N.A.

### 18'L and 20'L x 60"W

- Master Class, page 116
- Product weights, page 382

#### Standard Includes

- Height: 29"H
- Top: Laminate or straight-grain or wedge-cut wood veneer surface on 1.25" particle board core or 1.25" particle board core with 0.75"-perimeter skirting  
*Tip: Tops that are over 12'L ship in two pieces with Tite-Joint fasteners for assembly on site.*
- Edge on 1.25"-thick top: self-edge laminate, flat vinyl (black), convex vinyl, self-edge wood veneer, or solid wood convex, or beveled edge
- Edge on 2"-thick top: self-edge laminate, convex vinyl (black), self-edge wood veneer, or solid wood convex edge
- Five 32" T-bases: 3"-diameter extruded aluminum columns welded to cast aluminum base feet with single powder coat color
- 19" cast aluminum technology spider ► page 146
- Concealed leveling glides: non-marring, plastic
- Shipped K.D.

#### Required to Specify

- Product number
- Powder coat color number and name for base
- Laminate or wood color number and name for top. Specify straight-grain or wedge-cut veneer.
- Edge selection for 1.25"-thick top:
  - Self-edge laminate or wood veneer to match top
  - Flat vinyl edge: black only
  - Convex vinyl edge: colors at right
  - Solid wood convex, or beveled edge
- Edge selection for 2"-thick top:
  - Self-edge laminate or wood veneer to match top
  - Convex vinyl edge: black only
  - Solid wood convex edge

- Vinyl color number and name for convex vinyl edge on 1.25"-thick top, if selected: 6690 Black, 6691 Warm White, 6692 Smoke, or 6693 Woodrose
- Wood color number and name for wood edge, if selected  
*Exception: Wood edge will match the surface of a wood veneer top, so no color specification is needed.*  
*Tip: If you specify a wood edge on a top with wood grain laminate, the edge and top may not match.*
- Options, if selected (see list)  
► *Surface Materials*, page 126

#### Options

##### Polished Aluminum bases

- Four bases +\$614 U.S. **+\$860 Canada**
- Five bases +\$767 U.S. **+\$1074 Canada**  
Specify "with Polished Aluminum bases."
- **Stain-to-match** ► page 121
- **Grommets\*** ► page 132



\* Send us a drawing

### 18'L x 60"W



1.25"-thick top

**254907**  
U.S. **Canada**



2"-thick top

**654907**  
U.S. **Canada**

### 20'L x 60"W



1.25"-thick top

**250907**  
U.S. **Canada**



2"-thick top

**650907**  
U.S. **Canada**

#### Self Edge, Flat Vinyl Edge, or Convex Vinyl Edge

Grade 1 Laminate	\$ 5587	<b>\$ 7822</b>	\$ 6093	<b>\$ 8530</b>	\$ 5763	<b>\$ 8068</b>	\$ 6367	<b>\$ 8914</b>
Grade 2 Laminate	\$ 5880	<b>\$ 8232</b>	\$ 6386	<b>\$ 8940</b>	\$ 6087	<b>\$ 8522</b>	\$ 6691	<b>\$ 9368</b>
Wood Veneer	\$10,715	<b>\$15,001</b>	\$11,164	<b>\$15,629</b>	\$11,530	<b>\$16,142</b>	\$12,019	<b>\$16,827</b>
Wedge-Cut Veneer	\$11,863	<b>\$16,608</b>	\$12,358	<b>\$17,301</b>	\$12,677	<b>\$17,748</b>	\$13,214	<b>\$18,500</b>

#### Convex Wood Edge

Grade 1 Laminate	\$ 9339	<b>\$13,075</b>	\$ 9787	<b>\$13,702</b>	\$ 9914	<b>\$13,879</b>	\$10,423	<b>\$14,592</b>
Grade 2 Laminate	\$ 9632	<b>\$13,485</b>	\$10,080	<b>\$14,112</b>	\$10,238	<b>\$14,333</b>	\$10,747	<b>\$15,046</b>
Wood Veneer	\$14,467	<b>\$20,254</b>	\$14,858	<b>\$20,801</b>	\$15,681	<b>\$21,953</b>	\$16,075	<b>\$22,505</b>
Wedge-Cut Veneer	\$15,615	<b>\$21,861</b>	\$16,052	<b>\$22,473</b>	\$16,828	<b>\$23,559</b>	\$17,270	<b>\$24,178</b>

#### Beveled Wood Edge

Grade 1 Laminate	\$10,450	<b>\$14,630</b>	N.A.	<b>N.A.</b>	\$11,134	<b>\$15,587</b>	N.A.	<b>N.A.</b>
Grade 2 Laminate	\$10,743	<b>\$15,040</b>	N.A.	<b>N.A.</b>	\$11,458	<b>\$16,041</b>	N.A.	<b>N.A.</b>
Wood Veneer	\$15,578	<b>\$21,809</b>	N.A.	<b>N.A.</b>	\$16,901	<b>\$23,661</b>	N.A.	<b>N.A.</b>
Wedge-Cut Veneer	\$16,726	<b>\$23,416</b>	N.A.	<b>N.A.</b>	\$18,048	<b>\$25,267</b>	N.A.	<b>N.A.</b>



## 96"L x 40"W, 10'L x 44"W, and 12'L x 48"W

- Master Class, page 116  
 ► Product weights, page 382

**Standard Includes**

- Height: 29"H
- Top: Laminate or straight-grain wood veneer surface on 1.25" particle board core or 1.25" particle board core with 0.75"-perimeter skirting  
*Tip: Tops that are 12'L or less ship in one piece. Sectioned tops with Tite-Joint fasteners for assembly on site are available as an option.*
- Edge on 1.25"-thick top: self-edge laminate, flat vinyl (black), convex vinyl, self-edge wood veneer, or solid wood convex edge
- Edge on 2"-thick top: self-edge laminate, convex vinyl (black), self-edge wood veneer, or solid wood convex edge
- Two 24" T-bases or two 24" and one 32" T-base: 3"-diameter extruded aluminum columns welded to cast aluminum base feet with single powder coat color
- 19" cast aluminum technology spider ► page 146
- Concealed leveling glides: non-marring, plastic
- Shipped K.D.

**Required to Specify**

- Product number
- Powder coat color number and name for base
- Laminate or wood color number and name for top
- Edge selection for 1.25"-thick top:
  - Self-edge laminate or wood veneer to match top
  - Flat vinyl edge: black only
  - Convex vinyl edge: colors below
  - Solid wood convex edge
- Edge selection for 2"-thick top:
  - Self-edge laminate or wood veneer to match top
  - Convex vinyl edge: black only
  - Solid wood convex edge
- Vinyl color number and name for convex vinyl edge on 1.25"-thick top, if selected: 6690 Black, 6691 Warm White, 6692 Smoke, or 6693 Woodrose

- Wood color number and name for wood edge, if selected  
*Exception: Wood edge will match the surface of a wood veneer top, so no color specification is needed.*  
*Tip: If you specify a wood edge on a top with wood grain laminate, the edge and top may not match.*
- Options, if selected (see list)  
 ► Surface Materials, page 126

**Options****Polished Aluminum bases**

- Two bases +\$279 U.S. **+\$391 Canada**
- Three bases +\$434 U.S. **+\$608 Canada**  
 Specify "with Polished Aluminum bases."

**Sectioned top** ► page 117

Tops 12'L and smaller that are normally shipped in one piece may be cut into two equal sections. Tite-Joint fasteners are provided for assembly on site.

- 40"W tops +\$237 U.S. **+\$332 Canada**
- 44"W tops +\$237 U.S. **+\$332 Canada**
- 48"W tops +\$237 U.S. **+\$332 Canada**  
 Specify "sectioned top."

- **Stain-to-match** ► page 121

- **Grommets\*** ► page 132



\* Send us a drawing

**96"L**

1.25"-thick top  
40"W center  
32"W end

**263906**U.S. **Canada**

2"-thick top  
40"W center  
32"W end

**663906**U.S. **Canada****10'L**

1.25"-thick top  
44"W center  
33"W end

**264906**U.S. **Canada**

2"-thick top  
44"W center  
33"W end

**664906**U.S. **Canada****12'L**

1.25"-thick top  
48"W center  
34"W end

**265906907**U.S. **Canada**

2"-thick top  
48"W center  
34"W end

**665906907**U.S. **Canada****Self Edge, Flat Vinyl Edge, or Convex Vinyl Edge**

Grade 1 Laminate	\$1546	<b>\$2164</b>	\$1693	<b>\$2370</b>	\$1856	<b>\$2598</b>	\$2090	<b>\$2926</b>	\$2493	<b>\$ 3490</b>	\$2766	<b>\$ 3872</b>
Grade 2 Laminate	\$1634	<b>\$2287</b>	\$1781	<b>\$2493</b>	\$1974	<b>\$2763</b>	\$2208	<b>\$3091</b>	\$2649	<b>\$ 3708</b>	\$2922	<b>\$ 4090</b>
Wood Veneer	\$2636	<b>\$3690</b>	\$2728	<b>\$3819</b>	\$3639	<b>\$5094</b>	\$3847	<b>\$5386</b>	\$5227	<b>\$ 7318</b>	\$5411	<b>\$ 7575</b>

**Convex Wood Edge**

Grade 1 Laminate	\$2343	<b>\$3280</b>	\$2480	<b>\$3472</b>	\$3228	<b>\$4519</b>	\$3399	<b>\$4759</b>	\$4537	<b>\$ 6352</b>	\$4744	<b>\$ 6641</b>
Grade 2 Laminate	\$2431	<b>\$3403</b>	\$2568	<b>\$3595</b>	\$3346	<b>\$4684</b>	\$3517	<b>\$4924</b>	\$4693	<b>\$ 6570</b>	\$4900	<b>\$ 6859</b>
Wood Veneer	\$3433	<b>\$4806</b>	\$3515	<b>\$4921</b>	\$5011	<b>\$7015</b>	\$5156	<b>\$7219</b>	\$7271	<b>\$10,180</b>	\$7389	<b>\$10,344</b>

### 14'L x 52"W and 16'L x 56"W

- Master Class, page 116
- Product weights, page 382

#### Standard Includes

- Height: 29"H
- Top: Laminate or straight-grain wood veneer surface on 1.25" particle board core or 1.25" particle board core with 0.75"-perimeter skirting  
*Tip: Tops that are over 12'L ship in two pieces with Tite-Joint fasteners for assembly on site.*
- Edge on 1.25"-thick top: self-edge laminate, flat vinyl (black), convex vinyl, self-edge wood veneer, or solid wood convex edge
- Edge on 2"-thick top: self-edge laminate, convex vinyl (black), self-edge wood veneer, or solid wood convex edge
- Two 24" and one 32" T-base or two 24" and two 32" T-bases: 3"-diameter extruded aluminum columns welded to cast aluminum base feet with single powder coat color
- 19" cast aluminum technology spider ► page 146
- Concealed leveling glides: non-marring, plastic
- Shipped K.D.

#### Required to Specify

- Product number
- Powder coat color number and name for base
- Laminate or wood color number and name for top
- Edge selection for 1.25"-thick top:
  - Self-edge laminate or wood veneer to match top
  - Flat vinyl edge: black only
  - Convex vinyl edge: colors at right
  - Solid wood convex edge
- Edge selection for 2"-thick top:
  - Self-edge laminate or wood veneer to match top
  - Convex vinyl edge: black only
  - Solid wood convex edge

- Vinyl color number and name for convex vinyl edge on 1.25"-thick top, if selected: 6690 Black, 6691 Warm White, 6692 Smoke, or 6693 Woodrose
- Wood color number and name for wood edge, if selected  
*Exception: Wood edge will match the surface of a wood veneer top, so no color specification is needed.*  
*Tip: If you specify a wood edge on a top with wood grain laminate, the edge and top may not match.*
- Options, if selected (see list)  
► *Surface Materials*, page 126

#### Options

##### Polished Aluminum bases

- Three bases +\$434 U.S. **+\$608 Canada**
- Four bases +\$587 U.S. **+\$822 Canada**  
Specify "with Polished Aluminum bases."
- **Stain-to-match** ► page 121
- **Grommets\*** ► page 132



\* Send us a drawing

#### 14'L



1.25"-thick top  
52"W center  
35"W end

**266906907**  
U.S. **Canada**



2"-thick top  
52"W center  
35"W end

**666906907**  
U.S. **Canada**

#### 16'L



1.25"-thick top  
56"W center  
36"W end

**267906907**  
U.S. **Canada**



2"-thick top  
56"W center  
36"W end

**667906907**  
U.S. **Canada**

#### Self Edge, Flat Vinyl Edge, or Convex Vinyl Edge

Grade 1 Laminate	\$3198	<b>\$ 4477</b>	\$3665	<b>\$ 5131</b>	\$ 3885	<b>\$ 5439</b>	\$ 4215	<b>\$ 5901</b>
Grade 2 Laminate	\$3396	<b>\$ 4754</b>	\$3863	<b>\$ 5408</b>	\$ 4127	<b>\$ 5778</b>	\$ 4457	<b>\$ 6240</b>
Wood Veneer	\$6547	<b>\$ 9166</b>	\$6809	<b>\$ 9533</b>	\$ 8234	<b>\$11,528</b>	\$ 8552	<b>\$11,973</b>

#### Convex Wood Edge

Grade 1 Laminate	\$5749	<b>\$ 8048</b>	\$6034	<b>\$ 8448</b>	\$ 7205	<b>\$10,087</b>	\$ 7469	<b>\$10,457</b>
Grade 2 Laminate	\$5947	<b>\$ 8325</b>	\$6232	<b>\$ 8725</b>	\$ 7447	<b>\$10,426</b>	\$ 7711	<b>\$10,796</b>
Wood Veneer	\$9098	<b>\$12,737</b>	\$9178	<b>\$12,850</b>	\$11,554	<b>\$16,176</b>	\$11,806	<b>\$16,529</b>



## 18'L and 20'L x 60"W

- Master Class, page 116  
 ► Product weights, page 382

**Standard Includes**

- Height: 29"H
- Top: Laminate or straight-grain wood veneer surface on 1.25" particle board core or 1.25" particle board core with 0.75"-perimeter skirting  
*Tip: Tops that are over 12'L ship in two pieces with Tite-Joint fasteners for assembly on site.*
- Edge on 1.25"-thick top: self-edge laminate, flat vinyl (black), convex vinyl, self-edge wood veneer, or solid wood convex edge
- Edge on 2"-thick top: self-edge laminate, convex vinyl (black), self-edge wood veneer, or solid wood convex edge
- Two 24" and two 32" T-bases: 3"-diameter extruded aluminum columns welded to cast aluminum base feet with single powder coat color
- 19" cast aluminum technology spider ► page 146
- Concealed leveling glides: non-marring, plastic
- Shipped K.D.

**Required to Specify**

- Product number
- Powder coat color number and name for base
- Laminate or wood color number and name for top
- Edge selection for 1.25"-thick top:
  - Self-edge laminate or wood veneer to match top
  - Flat vinyl edge: black only
  - Convex vinyl edge: colors at right
  - Solid wood convex edge
- Edge selection for 2"-thick top:
  - Self-edge laminate or wood veneer to match top
  - Convex vinyl edge: black only
  - Solid wood convex edge

- Vinyl color number and name for convex vinyl edge on 1.25"-thick top, if selected: 6690 Black, 6691 Warm White, 6692 Smoke, or 6693 Woodrose
- Wood color number and name for wood edge, if selected  
*Exception: Wood edge will match the surface of a wood veneer top, so no color specification is needed.*  
*Tip: If you specify a wood edge on a top with wood grain laminate, the edge and top may not match.*
- Options, if selected (see list)  
 ► *Surface Materials*, page 126

**Options**

- **Polished Aluminum bases**  
 +\$587 U.S. +\$822 Canada  
 Specify "with Polished Aluminum bases."
- **Stain-to-match** ► page 121
- **Grommets\*** ► page 132



\* Send us a drawing

**18'L**

1.25"-thick top  
 60"W center  
 37"W end

**268906907**  
 U.S. Canada



2"-thick top  
 60"W center  
 37"W end

**668906907**  
 U.S. Canada

**20'L**

1.25"-thick top  
 60"W center  
 38"W end

**269906907**  
 U.S. Canada



2"-thick top  
 60"W center  
 38"W end

**669906907**  
 U.S. Canada

**Self Edge, Flat Vinyl Edge, or Convex Vinyl Edge**

Grade 1 Laminate	\$ 4073	\$ 5702	\$ 4472	\$ 6261	\$ 4208	\$ 5891	\$ 4689	\$ 6565
Grade 2 Laminate	\$ 4366	\$ 6112	\$ 4765	\$ 6671	\$ 4532	\$ 6345	\$ 5013	\$ 7019
Wood Veneer	\$ 8673	\$12,142	\$ 9011	\$12,616	\$ 9384	\$13,137	\$ 9752	\$13,653

**Convex Wood Edge**

Grade 1 Laminate	\$ 7589	\$10,624	\$ 7896	\$11,055	\$ 8159	\$11,422	\$ 8510	\$11,914
Grade 2 Laminate	\$ 7882	\$11,034	\$ 8189	\$11,465	\$ 8483	\$11,876	\$ 8834	\$12,368
Wood Veneer	\$12,189	\$17,064	\$12,435	\$17,410	\$13,335	\$18,668	\$13,573	\$19,002

## 22'L and 24'L x 60"W

- Master Class, page 116
- Product weights, page 382

### Standard Includes

- Height: 29"H
- Top: Laminate or straight-grain wood veneer surface on 1.25" particle board core or 1.25" particle board core with 0.75"-perimeter skirting  
*Tip: Tops that are over 12'L ship in two pieces with Tite-Joint fasteners for assembly on site.*
- Edge on 1.25"-thick top: self-edge laminate, flat vinyl (black), convex vinyl, self-edge wood veneer, or solid wood convex edge
- Edge on 2"-thick top: self-edge laminate, convex vinyl (black), self-edge wood veneer, or solid wood convex edge
- Two 24" and three 32" T-bases: 3"-diameter extruded aluminum columns welded to cast aluminum base feet with single powder coat color
- 19" cast aluminum technology spider ► page 146
- Concealed leveling glides: non-marring, plastic
- Shipped K.D.

### Required to Specify

- Product number
- Powder coat color number and name for base
- Laminate or wood color number and name for top
- Edge selection for 1.25"-thick top:
  - Self-edge laminate or wood veneer to match top
  - Flat vinyl edge: black only
  - Convex vinyl edge: colors at right
  - Solid wood convex edge
- Edge selection for 2"-thick top:
  - Self-edge laminate or wood veneer to match top
  - Convex vinyl edge: black only
  - Solid wood convex edge

- Vinyl color number and name for convex vinyl edge on 1.25"-thick top, if selected: 6690 Black, 6691 Warm White, 6692 Smoke, or 6693 Woodrose
- Wood color number and name for wood edge, if selected  
*Exception: Wood edge will match the surface of a wood veneer top, so no color specification is needed.*  
*Tip: If you specify a wood edge on a top with wood grain laminate, the edge and top may not match.*
- Options, if selected (see list)  
► *Surface Materials*, page 126

### Options

- **Polished Aluminum bases**  
+\$741 U.S. **+\$1034 Canada**  
Specify "with Polished Aluminum bases."
- **Stain-to-match** ► page 121
- **Grommets\*** ► page 132



\* Send us a drawing

### 22'L



1.25"-thick top  
60"W center  
39"W end

**270906907**  
U.S. **Canada**



2"-thick top  
60"W center  
39"W end

**670906907**  
U.S. **Canada**

### 24'L



1.25"-thick top  
60"W center  
40"W end

**271906907**  
U.S. **Canada**



2"-thick top  
60"W center  
40"W end

**671906907**  
U.S. **Canada**

### Self Edge, Flat Vinyl Edge, or Convex Vinyl Edge

Grade 1 Laminate	\$ 4925	<b>\$ 6895</b>	\$ 5469	<b>\$ 7657</b>	\$ 5081	<b>\$ 7113</b>	\$ 5544	<b>\$ 7762</b>
Grade 2 Laminate	\$ 5282	<b>\$ 7395</b>	\$ 5826	<b>\$ 8157</b>	\$ 5470	<b>\$ 7658</b>	\$ 5933	<b>\$ 8307</b>
Wood Veneer	\$11,147	<b>\$15,606</b>	\$11,005	<b>\$15,407</b>	\$11,277	<b>\$15,787</b>	\$11,727	<b>\$16,418</b>

### Convex Wood Edge

Grade 1 Laminate	\$ 9265	<b>\$12,971</b>	\$ 9658	<b>\$13,522</b>	\$ 9832	<b>\$13,764</b>	\$10,212	<b>\$14,297</b>
Grade 2 Laminate	\$ 9622	<b>\$13,471</b>	\$10,015	<b>\$14,022</b>	\$10,221	<b>\$14,309</b>	\$10,601	<b>\$14,842</b>
Wood Veneer	\$15,487	<b>\$21,682</b>	\$15,194	<b>\$21,272</b>	\$16,028	<b>\$22,438</b>	\$16,395	<b>\$22,953</b>

- ▶ Master Class, page 116
- ▶ Product weights, page 382

**Standard Includes**

- Height: 28"H
- X- or T-base: 3"-diameter extruded aluminum columns welded to cast aluminum base feet with single powder coat color
- 19" diameter cast aluminum technology spider ▶ page 146
- Concealed leveling glides: non-marring, plastic
- Shipped set up

**Required to Specify**

- Product number
- Powder coat color number and name for base
- Options, if selected (see list)
- ▶ *Surface Materials*, page 126

**Options****Polished Aluminum bases**

- 32"W X-base (902) +\$180 U.S. **+\$252 Canada**
  - 42"W X-base (903) +\$270 U.S. **+\$378 Canada**
  - 24"W T-base (906) +\$140 U.S. **+\$196 Canada**
  - 32"W T-base (907) +\$153 U.S. **+\$214 Canada**
- Specify "with Polished Aluminum bases."

**X-Bases**

For table tops up to 48"W  
Base width: 32"  
Base length: 32"

**000902****U.S. Canada**

\$565

\$791



For table tops up to 60"W  
Base width: 42"  
Base length: 42"

**000903****U.S. Canada**

\$670

\$938

**T-Bases**

For table tops up to 42"W  
Base width: 24"

**000906****U.S. Canada**

\$470

\$658



For table tops up to 60"W  
Base width: 32"

**000907****U.S. Canada**

\$501

\$701

*Tip: Do not subtract price of base from complete table to obtain price of table top. Contact your customer service representative for special pricing.*

Stella Keyboard Support

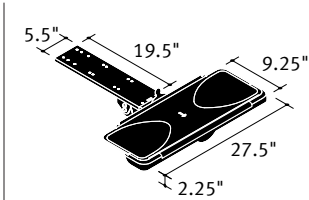
- ▶ Master Class, page 129
- ▶ Product weights, page 382

Standard Includes

- Stella keyboard support from Details shipped with your Ginkgo Biloba table for installation on site: 6031 meteorite (grey)  
*Tip: Stella keyboard support requires 20"W worksurface.*  
*Tip: Stella keyboard support must be ordered with an accompanying table.*
- Shipped K.D.

Required to Specify

- Product number



CCSAF2 (VCT)  
U.S.      Canada

\$405      \$567

Pedestal Base and Leg Base

- ▶ Master Class, page 116
- ▶ Product weights, page 382

**Standard Includes**

- Height: 29"H
- Top: 1.25" particle board core with laminate or straight-grain wood veneer surface
- Edge: flat vinyl (black) or solid wood Grip edge
- 32" pedestal base, if selected: 4"-diameter steel column with cast top spider and cast aluminum feet: powder coat color
- Leg base, if selected: 4"-diameter steel column leg with steel pivoting plate and three quick-release thumbscrews: powder coat color
- Leveling glides: non-marring, black plastic
- Shipped K.D.

**Required to Specify**

- Product number
- Powder coat color number and name for base
- Laminate or wood color number and name for top
- Edge selection:
  - Solid wood Grip edge on all sides
  - Flat vinyl edge on all sides: black only

- Wood color number and name for wood edge, if selected  
*Exception: Wood edge will match the surface of a wood veneer top, so no color specification is needed.*  
*Tip: If you specify a wood edge on a top with wood grain laminate, the edge and the top may not match.*
- Options: if selected (see list)
  - ▶ *Surface Materials*, page 126

**Options**

- **Polished Aluminum pedestal base**  
 Polished Aluminum feet with black powder coat column  
 +\$180 U.S. **+\$252 Canada**  
 Specify "with Polished Aluminum pedestal base."
- **Stain-to-match** ▶ page 121
- **Grommets** ▶ page 132

**Round**



42" diameter  
Pedestal base

**GR842P**  
U.S. **Canada**



48" diameter  
Pedestal base

**GR848P**  
U.S. **Canada**



54" diameter  
Pedestal base

**GR854P**  
U.S. **Canada**



60" diameter  
Leg base

**GR860**  
U.S. **Canada**

**Square**



42" x 42"  
Pedestal base

**GR142P**  
U.S. **Canada**

**Grip Solid Wood Edge on All Sides**

Grade 1 Laminate	\$1583	<b>\$2216</b>	\$1739	<b>\$2435</b>	\$1975	<b>\$2765</b>	\$2522	<b>\$3531</b>	\$1635	<b>\$2289</b>
Grade 2 Laminate	\$1622	<b>\$2271</b>	\$1789	<b>\$2505</b>	\$2039	<b>\$2855</b>	\$2599	<b>\$3639</b>	\$1674	<b>\$2344</b>
Wood Veneer	\$2119	<b>\$1965</b>	\$2249	<b>\$3149</b>	\$2763	<b>\$3868</b>	\$3538	<b>\$4953</b>	\$2153	<b>\$3014</b>

**Flat Vinyl Edge on All Sides**

Grade 1 Laminate	\$868	<b>\$1215</b>	\$ 922	<b>\$1291</b>	\$1055	<b>\$1477</b>	\$1520	<b>\$2128</b>	\$947	<b>\$1326</b>
Grade 2 Laminate	\$907	<b>\$1270</b>	\$ 972	<b>\$1361</b>	\$1119	<b>\$1567</b>	\$1597	<b>\$2236</b>	\$986	<b>\$1381</b>
Wood Veneer	\$1404	<b>\$1965</b>	\$1432	<b>\$2005</b>	\$1843	<b>\$2580</b>	\$2536	<b>\$3550</b>	\$1465	<b>\$2051</b>

## Leg Base

- Master Class, page 116
- Product weights, page 382

## Standard Includes

- Height: 29"H
- Top: 1.25" particle board core with laminate or straight-grain wood veneer surface
- Edge: self-edge laminate, flat vinyl (black), self-edge wood veneer, or solid wood Grip edge
- Leg base: 4"-diameter steel column leg with steel pivoting plate and three quick-release thumbscrews: powder coat color
- Column-leg attachment plates: black steel
- Leveling glides: non-marring, black plastic
- Shipped K.D.

## Required to Specify

- Product number
- Powder coat color number and name for base
- Laminate or wood color number and name for top
- Edge selection:
  - Solid wood Grip edge on two sides and self-edge laminate or wood veneer to match top on two sides
  - Solid wood Grip edge on all sides
  - Flat vinyl edge on all sides: black only

- Wood color number and name for wood edge, if selected  
*Exception: Wood edge will match the surface of a wood veneer top, so no color specification is needed.*  
*Tip: If you specify a wood edge on a top with wood grain laminate, the edge and the top may not match.*
- Options: if selected (see list)  
► *Surface Materials*, page 126

## Options

## • Shared legs

Eliminate one pair of legs when permanently attaching two Grip tables together. Column leg attachment plates attach to both tables.

–\$402 U.S. **–\$563 Canada**

Specify “deduct one pair of legs.”

## • Grain-matched veneer\* ► page 120

*Tip: There is no upcharge for grain-matched veneer on Grip tables, but you must send us a drawing.*

## • Stain-to-match ► page 121

## • Grommets ► page 132



\* Send us a drawing



42" x 42"

**GR142**  
U.S. **Canada**



48" x 48"

**GR148**  
U.S. **Canada**



54" x 54"

**GR154**  
U.S. **Canada**



60" x 60"

**GR160**  
U.S. **Canada**

## Grip Solid Wood Edge on Two Sides and Self-Edge on Two Sides

Grade 1 Laminate	\$1774	<b>\$2484</b>	\$1876	<b>\$2627</b>	\$1990	<b>\$2786</b>	\$2041	<b>\$2857</b>
Grade 2 Laminate	\$1813	<b>\$2539</b>	\$1926	<b>\$2697</b>	\$2054	<b>\$2876</b>	\$2120	<b>\$2968</b>
Wood Veneer	\$2401	<b>\$3362</b>	\$2524	<b>\$3534</b>	\$2927	<b>\$4098</b>	\$3077	<b>\$4307</b>

## Grip Solid Wood Edge on All Sides

Grade 1 Laminate	\$2117	<b>\$2964</b>	\$2269	<b>\$3177</b>	\$2431	<b>\$3404</b>	\$2532	<b>\$3544</b>
Grade 2 Laminate	\$2156	<b>\$3019</b>	\$2319	<b>\$3247</b>	\$2495	<b>\$3494</b>	\$2611	<b>\$3655</b>
Wood Veneer	\$2744	<b>\$3842</b>	\$2917	<b>\$4084</b>	\$3368	<b>\$4716</b>	\$3568	<b>\$4994</b>

## Flat Vinyl Edge on All Sides

Grade 1 Laminate	\$1429	<b>\$2001</b>	\$1482	<b>\$2075</b>	\$1547	<b>\$2166</b>	\$1551	<b>\$2171</b>
Grade 2 Laminate	\$1468	<b>\$2056</b>	\$1532	<b>\$2145</b>	\$1611	<b>\$2256</b>	\$1630	<b>\$2282</b>
Wood Veneer	\$2056	<b>\$2879</b>	\$2130	<b>\$2982</b>	\$2484	<b>\$3478</b>	\$2587	<b>\$3621</b>

## 42"W Top with Leg Base

- Master Class, page 116  
► Product weights, page 382

**Standard Includes**

- Height: 29"H
- Top: 1.25" particle board core with laminate or straight-grain wood veneer surface  
*Tip: Grain direction runs parallel to width, regardless of table length.*
- Edge: self-edge laminate, flat vinyl (black), self-edge wood veneer, or solid wood Grip edge
- Leg base: 4"-diameter steel column leg with steel pivoting plate and three quick-release thumbscrews: powder coat color
- Column-leg attachment plates: black steel
- Leveling glides: non-marring, black plastic
- Shipped K.D.

**Required to Specify**

- Product number
- Powder coat color number and name for base
- Laminate or wood color number and name for top
- Edge selection:
  - Solid wood Grip edge along the length and self-edge laminate or wood veneer to match top along the width
  - Solid wood Grip edge on all sides
  - Flat vinyl edge on all sides: black only

- Wood color number and name for wood edge, if selected  
*Exception: Wood edge will match the surface of a wood veneer top, so no color specification is needed.*  
*Tip: If you specify a wood edge on a top with wood grain laminate, the edge and the top may not match.*
- Options: if selected (see list)  
► *Surface Materials*, page 126

**Options****• Shared legs**

Eliminate one pair of legs when permanently attaching two Grip tables together. Column leg attachment plates attach to both tables.

–\$402 U.S. –\$563 Canada

Specify “deduct one pair of legs.”

**• Grain-matched veneer\*** ► page 120

*Tip: There is no upcharge for grain-matched veneer on Grip tables, but you must send us a drawing.*

**• Stain-to-match** ► page 121**• Grommets\*** ► page 132

\* Send us a drawing



60"L x 42"W

**GR2423**

**U.S. Canada**



72"L x 42"W

**GR2424**

**U.S. Canada**



84"L x 42"W

**GR2425**

**U.S. Canada**



96"L x 42"W

**GR2426**

**U.S. Canada**

**Grip Solid Wood Edge Along the Length and Self-Edge Along the Width**

Grade 1 Laminate	\$2046	<del>\$2864</del>	\$2223	<del>\$3112</del>	\$2195	<del>\$3073</del>	\$2838	<del>\$3974</del>
Grade 2 Laminate	\$2102	<del>\$2942</del>	\$2289	<del>\$3204</del>	\$2272	<del>\$3181</del>	\$2927	<del>\$4099</del>
Wood Veneer	\$3103	<del>\$4344</del>	\$3284	<del>\$4597</del>	\$3367	<del>\$4714</del>	\$4021	<del>\$5630</del>

**Grip Solid Wood Edge on All Sides**

Grade 1 Laminate	\$2486	<del>\$3480</del>	\$2823	<del>\$3952</del>	\$2739	<del>\$3835</del>	\$3435	<del>\$4809</del>
Grade 2 Laminate	\$2542	<del>\$3558</del>	\$2889	<del>\$4044</del>	\$2816	<del>\$3943</del>	\$3524	<del>\$4934</del>
Wood Veneer	\$3543	<del>\$4960</del>	\$3884	<del>\$5437</del>	\$3911	<del>\$5476</del>	\$4618	<del>\$6465</del>

**Flat Vinyl Edge on All Sides**

Grade 1 Laminate	\$1605	<del>\$2247</del>	\$1622	<del>\$2271</del>	\$1649	<del>\$2309</del>	\$2239	<del>\$3135</del>
Grade 2 Laminate	\$1661	<del>\$2325</del>	\$1688	<del>\$2363</del>	\$1726	<del>\$2417</del>	\$2328	<del>\$3260</del>
Wood Veneer	\$2662	<del>\$3727</del>	\$2683	<del>\$3756</del>	\$2821	<del>\$3950</del>	\$3422	<del>\$4791</del>

### 48"W Top with Leg Base

- Master Class, page 116
- Product weights, page 382

#### Standard Includes

- Height: 29"H
- Top: 1.25" particle board core with laminate or straight-grain wood veneer surface  
*Tip: Grain direction runs parallel to width, regardless of table length.*
- Edge: self-edge laminate, flat vinyl (black), self-edge wood veneer, or solid wood Grip edge
- Leg base: 4"-diameter steel column leg with steel pivoting plate and three quick-release thumbscrews: powder coat color
- Column-leg attachment plates: black steel
- Leveling glides: non-marring, black plastic
- Shipped K.D.

#### Required to Specify

- Product number
- Powder coat color number and name for base
- Laminate or wood color number and name for top
- Edge selection:
  - Solid wood Grip edge along the length and self-edge laminate or wood veneer to match top along the width
  - Solid wood Grip edge on all sides
  - Flat vinyl edge on all sides: black only

- Wood color number and name for wood edge, if selected  
*Exception: Wood edge will match the surface of a wood veneer top, so no color specification is needed.*  
*Tip: If you specify a wood edge on a top with wood grain laminate, the edge and the top may not match.*
- Options: if selected (see list)  
► *Surface Materials*, page 126

#### Options

##### • Shared legs

Eliminate one pair of legs when permanently attaching two Grip tables together. Column leg attachment plates attach to both tables.  
–\$402 U.S. **–\$563 Canada**  
Specify “deduct one pair of legs.”

##### • Grain-matched veneer\* ► page 120

*Tip: There is no upcharge for grain-matched veneer on Grip tables, but you must send us a drawing.*

##### • Stain-to-match ► page 121

##### • Grommets\* ► page 132



\* Send us a drawing



60"L x 48"W

**GR2483**

U.S. **Canada**



72"L x 48"W

**GR2484**

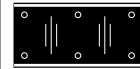
U.S. **Canada**



84"L x 48"W

**GR2485**

U.S. **Canada**



96"L x 48"W

**GR2486**

U.S. **Canada**

#### Grip Solid Wood Edge Along the Length and Self-Edge Along the Width

Grade 1 Laminate	\$2115	<b>\$2961</b>	\$2194	<b>\$3072</b>	\$2273	<b>\$3182</b>	\$2871	<b>\$4019</b>
Grade 2 Laminate	\$2178	<b>\$3049</b>	\$2269	<b>\$3177</b>	\$2362	<b>\$3307</b>	\$2972	<b>\$4160</b>
Wood Veneer	\$3235	<b>\$4529</b>	\$3317	<b>\$4644</b>	\$3399	<b>\$4758</b>	\$4084	<b>\$5717</b>

#### Grip Solid Wood Edge on All Sides

Grade 1 Laminate	\$2582	<b>\$3614</b>	\$2714	<b>\$3800</b>	\$2843	<b>\$3980</b>	\$3496	<b>\$4894</b>
Grade 2 Laminate	\$2645	<b>\$3702</b>	\$2789	<b>\$3905</b>	\$2932	<b>\$4105</b>	\$3597	<b>\$5035</b>
Wood Veneer	\$3702	<b>\$5182</b>	\$3837	<b>\$5372</b>	\$3969	<b>\$5556</b>	\$4709	<b>\$6592</b>

#### Flat Vinyl Edge on All Sides

Grade 1 Laminate	\$1646	<b>\$2304</b>	\$1674	<b>\$2344</b>	\$1701	<b>\$2381</b>	\$2246	<b>\$3144</b>
Grade 2 Laminate	\$1709	<b>\$2392</b>	\$1749	<b>\$2449</b>	\$1790	<b>\$2506</b>	\$2347	<b>\$3285</b>
Wood Veneer	\$2766	<b>\$3872</b>	\$2797	<b>\$3916</b>	\$2827	<b>\$3957</b>	\$3459	<b>\$4842</b>



## 54"W Top with Leg Base

- Master Class, page 116  
► Product weights, page 382

**Standard Includes**

- Height: 29"H
- Top: 1.25" particle board core with laminate or straight-grain wood veneer surface  
*Tip: Grain direction runs parallel to width, regardless of table length.*
- Edge: self-edge laminate, flat vinyl (black), self-edge wood veneer, or solid wood Grip edge
- Leg base: 4"-diameter steel column leg with steel pivoting plate and three quick-release thumbscrews: powder coat color
- Column-leg attachment plates: black steel
- Leveling glides: non-marring, black plastic
- Shipped K.D.

**Required to Specify**

- Product number
- Powder coat color number and name for base
- Laminate or wood color number and name for top
- Edge selection:
  - Solid wood Grip edge along the length and self-edge laminate or wood veneer to match top along the width
  - Solid wood Grip edge on all sides
  - Flat vinyl edge on all sides: black only

- Wood color number and name for wood edge, if selected  
*Exception: Wood edge will match the surface of a wood veneer top, so no color specification is needed.*  
*Tip: If you specify a wood edge on a top with wood grain laminate, the edge and the top may not match.*
- Options: if selected (see list)  
► *Surface Materials*, page 126

**Options****• Shared legs**

Eliminate one pair of legs when permanently attaching two Grip tables together. Column leg attachment plates attach to both tables.

–\$402 U.S. –\$563 Canada

Specify “deduct one pair of legs.”

**• Grain-matched veneer\*** ► page 120

*Tip: There is no upcharge for grain-matched veneer on Grip tables, but you must send us a drawing.*

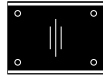
**• Stain-to-match** ► page 121**• Grommets\*** ► page 132

\* Send us a drawing



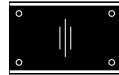
60"L x 54"W

**GR2543**  
U.S. Canada




72"L x 54"W

**GR2544**  
U.S. Canada



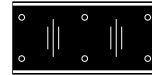
84"L x 54"W

**GR2545**  
U.S. Canada



96"L x 54"W

**GR2546**  
U.S. Canada



108"L x 54"W

**GR2547**  
U.S. Canada

**Grip Solid Wood Edge Along the Length and Self-Edge Along the Width**

Grade 1 Laminate	\$2222	\$3111	\$2303	\$3224	\$2385	\$3339	\$3009	\$4213	\$3179	\$4451
Grade 2 Laminate	\$2293	\$3210	\$2388	\$3343	\$2485	\$3479	\$3122	\$4371	\$3307	\$4630
Wood Veneer	\$3402	\$4763	\$3489	\$4884	\$3574	\$5004	\$4290	\$6006	\$4530	\$6342

**Grip Solid Wood Edge on All Sides**

Grade 1 Laminate	\$2716	\$3802	\$2848	\$3987	\$2983	\$4176	\$3659	\$5123	\$3881	\$5434
Grade 2 Laminate	\$2787	\$3901	\$2933	\$4106	\$3083	\$4316	\$3772	\$5281	\$4009	\$5613
Wood Veneer	\$3896	\$5454	\$4034	\$5647	\$4172	\$5841	\$4940	\$6916	\$5232	\$7325

**Flat Vinyl Edge on All Sides**

Grade 1 Laminate	\$1728	\$2419	\$1756	\$2458	\$1785	\$2499	\$2359	\$3303	\$2477	\$3468
Grade 2 Laminate	\$1799	\$2518	\$1841	\$2577	\$1885	\$2639	\$2472	\$3461	\$2605	\$3647
Wood Veneer	\$2908	\$4071	\$2942	\$4118	\$2974	\$4164	\$3640	\$5096	\$3828	\$5359

60"W Top with Leg Base

- Master Class, page 116
- Product weights, page 382

Standard Includes

- Height: 29"H
- Top: 1.25" particle board core with laminate or straight-grain wood veneer surface  
*Tip: Grain direction runs parallel to width, regardless of table length.*
- Edge: self-edge laminate, flat vinyl (black), self-edge wood veneer, or solid wood Grip edge
- Leg base: 4"-diameter steel column leg with steel pivoting plate and three quick-release thumbscrews: powder coat color
- Column-leg attachment plates: black steel
- Leveling glides: non-marring, black plastic
- Shipped K.D.

Required to Specify

- Product number
- Powder coat color number and name for base
- Laminate or wood color number and name for top
- Edge selection:
  - Solid wood Grip edge along the length and self-edge laminate or wood veneer to match top along the width
  - Solid wood Grip edge on all sides
  - Flat vinyl edge on all sides: black only

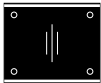
- Wood color number and name for wood edge, if selected  
*Exception: Wood edge will match the surface of a wood veneer top, so no color specification is needed.*  
*Tip: If you specify a wood edge on a top with wood grain laminate, the edge and the top may not match.*
- Options: if selected (see list)  
► *Surface Materials*, page 126

Options

- **Shared legs**  
Eliminate one pair of legs when permanently attaching two Grip tables together. Column leg attachment plates attach to both tables.  
–\$402 U.S. **–\$563 Canada**  
Specify “deduct one pair of legs.”
- **Grain-matched veneer\*** ► page 120  
*Tip: There is no upcharge for grain-matched veneer on Grip tables, but you must send us a drawing.*
- **Stain-to-match** ► page 121
- **Grommets\*** ► page 132

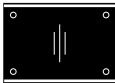


\* Send us a drawing



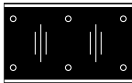
72"L x 60"W

**GR2604**  
U.S. **Canada**



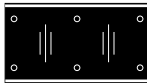
84"L x 60"W

**GR2605**  
U.S. **Canada**



96"L x 60"W

**GR2606**  
U.S. **Canada**



108"L x 60"W

**GR2607**  
U.S. **Canada**

Grip Solid Wood Edge Along the Length and Self-Edge Along the Width

Grade 1 Laminate	\$2361	<b>\$3306</b>	\$2886	<b>\$4041</b>	\$3586	<b>\$ 5020</b>	\$3776	<b>\$ 5287</b>
Grade 2 Laminate	\$2456	<b>\$3439</b>	\$2996	<b>\$4195</b>	\$3712	<b>\$ 5196</b>	\$3918	<b>\$ 5486</b>
Wood Veneer	\$4229	<b>\$5921</b>	\$6072	<b>\$8501</b>	\$6832	<b>\$ 9564</b>	\$7855	<b>\$10,998</b>

Grip Solid Wood Edge on All Sides

Grade 1 Laminate	\$2933	<b>\$4107</b>	\$3511	<b>\$4916</b>	\$4262	<b>\$ 5966</b>	\$4490	<b>\$ 6286</b>
Grade 2 Laminate	\$3028	<b>\$4240</b>	\$3621	<b>\$5070</b>	\$4388	<b>\$ 6142</b>	\$4632	<b>\$ 6485</b>
Wood Veneer	\$4801	<b>\$6722</b>	\$6697	<b>\$9376</b>	\$7508	<b>\$10,510</b>	\$8569	<b>\$11,997</b>

Flat Vinyl Edge on All Sides

Grade 1 Laminate	\$1789	<b>\$2505</b>	\$2262	<b>\$3167</b>	\$2911	<b>\$ 4075</b>	\$3062	<b>\$ 4287</b>
Grade 2 Laminate	\$1884	<b>\$2638</b>	\$2372	<b>\$3321</b>	\$3037	<b>\$ 4251</b>	\$3204	<b>\$ 4486</b>
Wood Veneer	\$3657	<b>\$5120</b>	\$5448	<b>\$7627</b>	\$6157	<b>\$ 8619</b>	\$7141	<b>\$ 9998</b>

## Leg Base

- Master Class, page 116  
► Product weights, page 382

**Standard Includes**

- Height: 29.5"H
- Top: 1.25" particle board core with laminate or straight-grain wood veneer surface  
*Tip: Grain direction runs parallel to width, regardless of table length.*
- Edge: self-edge laminate, flat vinyl (black), self-edge wood veneer, or solid wood Grip edge
- Leg base: 4"-diameter steel column leg with steel pivoting plate and three quick-release thumbscrews: powder coat color
- Column-leg attachment plates: black steel
- Reinforcing top support
- Leveling glides: non-marring, black plastic
- Shipped K.D.

**Required to Specify**

- Product number
- Powder coat color number and name for base
- Laminate or wood color number and name for top
- Edge selection:
  - Solid wood Grip edge on three sides and self-edge laminate or wood veneer to match top on flat side
  - Flat vinyl edge on all sides: black only

- Wood color number and name for wood edge, if selected  
*Exception: Wood edge will match the surface of a wood veneer top, so no color specification is needed.*  
*Tip: If you specify a wood edge on a top with wood grain laminate, the edge and the top may not match.*
- Options: if selected (see list)  
► *Surface Materials*, page 126

**Options**• **Shared legs**

Eliminate one pair of legs when permanently attaching two Grip tables together. Column leg attachment plates attach to both tables.

–\$402 U.S. –\$563 Canada

Specify “deduct one pair of legs.”

• **Grain-matched veneer\*** ► page 120

*Tip: There is no upcharge for grain-matched veneer on Grip tables, but you must send us a drawing.*

• **Stain-to-match** ► page 121• **Grommets\*** ► page 132

\* Send us a drawing



72"L x 42"W

**GR4424**  
U.S. Canada



84"L x 42"W

**GR4425**  
U.S. Canada



48"L x 48"W

**GR4481**  
U.S. Canada



60"L x 48"W

**GR4483**  
U.S. Canada



72"L x 48"W

**GR4484**  
U.S. Canada

**Grip Solid Wood Edge on Three Sides and Self-Edge on Flat Side**

Grade 1 Laminate	\$2393	\$3350	\$2838	\$3974	\$1938	\$2713	\$2200	\$3080	\$2423	\$3392
Grade 2 Laminate	\$2459	\$3442	\$2915	\$4082	\$1988	\$2783	\$2263	\$3168	\$2498	\$3497
Wood Veneer	\$4125	\$5775	\$4701	\$6582	\$2739	\$3834	\$3525	\$4935	\$4156	\$5818

**Flat Vinyl Edge on All Sides**

Grade 1 Laminate	\$1642	\$2299	\$1959	\$2743	\$1438	\$2013	\$1572	\$2201	\$1671	\$2339
Grade 2 Laminate	\$1708	\$2391	\$2036	\$2851	\$1488	\$2083	\$1635	\$2289	\$1746	\$2444
Wood Veneer	\$3374	\$4724	\$3822	\$5351	\$2239	\$3134	\$2897	\$4056	\$3404	\$4765



84"L x 48"W

**GR4485**  
U.S. Canada



54"L x 54"W

**GR4542**  
U.S. Canada



72"L x 54"W

**GR4544**  
U.S. Canada



84"L x 54"W

**GR4545**  
U.S. Canada



96"L x 54"W

**GR4546**  
U.S. Canada

**Grip Solid Wood Edge on Three Sides and Self-Edge on Flat Side**

Grade 1 Laminate	\$2887	\$4042	\$2249	\$3149	\$2526	\$3536	\$3114	\$4360	\$3701	\$5181
Grade 2 Laminate	\$2976	\$4167	\$2313	\$3239	\$2611	\$3655	\$3214	\$4500	\$3814	\$5339
Wood Veneer	\$4756	\$6659	\$3610	\$5054	\$4578	\$6409	\$5082	\$7115	\$6417	\$8983

**Flat Vinyl Edge on All Sides**

Grade 1 Laminate	\$2010	\$2814	\$1685	\$2359	\$1775	\$2485	\$2234	\$3128	\$2696	\$3774
Grade 2 Laminate	\$2099	\$2939	\$1749	\$2449	\$1860	\$2604	\$2334	\$3268	\$2809	\$3932
Wood Veneer	\$3879	\$5431	\$3046	\$4264	\$3827	\$5358	\$4202	\$5883	\$5412	\$7576

Leg Base

- ▶ Master Class, page 116
- ▶ Product weights, page 382

Standard Includes

- Height: 29"H
- Top: 1.25" particle board core with laminate or straight-grain or wood veneer surface  
*Tip: Grain direction runs parallel to width, regardless of table length.*
- Edge: flat vinyl (black) or solid wood Grip edge
- Leg base: 4"-diameter steel column leg with steel pivoting plate and three quick-release thumbscrews: powder coat color
- Column-leg attachment plates: black steel
- Reinforcing top support
- Leveling glides: non-marring, black plastic
- Shipped K.D.

Required to Specify

- Product number
- Powder coat color number and name for base
- Laminate or wood color number and name for top

- Edge selection:
  - Solid wood Grip edge on all sides
  - Flat vinyl edge on all sides: black only
- Wood color number and name for wood edge, if selected  
*Exception: Wood edge will match the surface of a wood veneer top, so no color specification is needed.*  
*Tip: If you specify a wood edge on a top with wood grain laminate, the edge and the top may not match.*
- Options: if selected (see list)  
▶ *Surface Materials*, page 126

Options

- **Stain-to-match** ▶ page 121
- **Grommets\*** ▶ page 132




★ Send us a drawing



84"L x 42"W

**GR3425**  
U.S.      Canada



96"L x 48"W

**GR3486**  
U.S.      Canada



108"L x 54"W

**GR3547**  
U.S.      Canada

Grip Solid Wood Edge on All Sides

Grade 1 Laminate	\$2875	<i>\$4025</i>	\$3599	<i>\$5038</i>	\$4253	<i>\$5954</i>
Grade 2 Laminate	\$2952	<i>\$4133</i>	\$3700	<i>\$5179</i>	\$4381	<i>\$6133</i>
Wood Veneer	\$4210	<i>\$5894</i>	\$5189	<i>\$7264</i>	\$6960	<i>\$9744</i>

Flat Vinyl Edge on All Sides

Grade 1 Laminate	\$1656	<i>\$2318</i>	\$2331	<i>\$3263</i>	\$2825	<i>\$3955</i>
Grade 2 Laminate	\$1733	<i>\$2426</i>	\$2432	<i>\$3404</i>	\$2953	<i>\$4134</i>
Wood Veneer	\$2991	<i>\$4187</i>	\$3921	<i>\$5489</i>	\$5532	<i>\$7745</i>

- Master Class, page 116  
► Product weights, page 382

**Standard Includes**

- Top: 1.25" particle board core with laminate or wedge-cut wood veneer surface
- Edge: self-edge laminate, flat vinyl (black), self-edge wood veneer, or solid wood Grip edge
- Column leg attachment plates: black steel  
*Tip: Connecting tops are not intended to be used by themselves.*
- Shipped set up

**Required to Specify**

- Product number
- Laminate or wood color number and name for top.
- Edge selection:
  - Solid wood Grip edge on outside edge and self-edge laminate or wood veneer to match top on two short sides
  - Flat vinyl edge on all sides: black only

- Wood color number and name for wood edge, if selected  
*Exception: Wood edge will match the surface of a wood veneer top, so no color specification is needed.*  
*Tip: If you specify a wood edge on a top with wood grain laminate, the edge and the top may not match.*
- Options: if selected (see list)  
► Surface Materials, page 126

**Options**

- **Grain-matched veneer\*** ► page 120  
*Tip: There is no upcharge for grain-matched veneer on Grip tables, but you must send us a drawing.*
- **Stain-to-match** ► page 121



\* Send us a drawing



90°  
42" x 42"

**GR942**  
U.S. Canada



90°  
48" x 48"

**GR948**  
U.S. Canada



90°  
54" x 54"

**GR954**  
U.S. Canada

**Grip Solid Wood Edge on Outside Edge and Self-Edge on Two Short Sides**

Grade 1 Laminate	\$1195	<b>\$1673</b>	\$1349	<b>\$1889</b>	\$1583	<b>\$2217</b>
Grade 2 Laminate	\$1234	<b>\$1728</b>	\$1399	<b>\$1959</b>	\$1647	<b>\$2307</b>
Wedge-Cut Veneer	\$2051	<b>\$2871</b>	\$2361	<b>\$3306</b>	\$2916	<b>\$4083</b>

**Flat Vinyl Edge on All Sides**

Grade 1 Laminate	\$ 496	<b>\$ 694</b>	\$ 550	<b>\$ 770</b>	\$ 684	<b>\$ 958</b>
Grade 2 Laminate	\$ 535	<b>\$ 749</b>	\$ 600	<b>\$ 840</b>	\$ 748	<b>\$1048</b>
Wedge-Cut Veneer	\$1352	<b>\$1892</b>	\$1562	<b>\$2187</b>	\$2017	<b>\$2824</b>

Column Leg For Use on Grip Tables

- ▶ Master Class, page 116
- ▶ Product weights, page 382

Standard Includes

- Height: 27.75"H
- 4"-diameter steel column leg with steel pivoting plate and three quick-release thumbscrews: powder coat color

Required to Specify

- Product number
- Powder coat color number and name for column leg
  - ▶ *Surface Materials*, page 126



**GR016SV**  
U.S.      **Canada**

\$213      **\$298**

Column Leg with Top Plate For Use on Tables Other Than Grip

- ▶ Master Class, page 116
- ▶ Product weights, page 382

Standard Includes

- Height: 27.75"H
- 4"-diameter steel column leg with steel pivoting plate and three quick-release thumbscrews: powder coat color
- 8"-square steel plate with threaded holes for attaching to table top and receiving column leg: black powder coat color

Required to Specify

- Product number
- Powder coat color number and name for column leg
  - ▶ *Surface Materials*, page 126



**GR016TP**  
U.S.      **Canada**

\$213      **\$298**

**Column Leg with Wire Management** For Use on Grip Tables

- ▶ Master Class, page 116
- ▶ Product weights, page 382

**Standard Includes**

- Height: 27.75"H
- 4"-diameter steel column leg with steel pivoting plate and three quick-release thumbscrews: powder coat color
- 2"-diameter access hole at top and bottom of leg, steel pivoting plate, and three quick-release thumbscrews: black powder coat color

**Required to Specify**

- Product number
  - Powder coat color number and name for column leg
- ▶ *Surface Materials*, page 126



**GR016WM**  
U.S.     **Canada**

\$265     **\$371**

**Pedestal Base**

- ▶ Master Class, page 116
- ▶ Product weights, page 382

**Standard Includes**

- Height: 27.75"H
- 4"-diameter steel column with cast top spider and cast aluminum feet: powder coat color

**Required to Specify**

- Product number
  - Powder coat color number and name for pedestal base
  - Options, if selected (see list)
- ▶ *Surface Materials*, page 126

**Options**

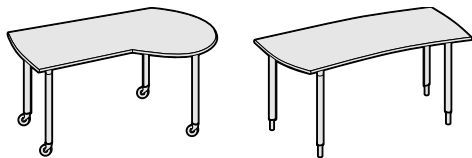
- **Polished Aluminum pedestal base**  
Polished Aluminum feet with black powder coat column  
+\$180 U.S.   **+\$252 Canada**  
Specify "with Polished Aluminum pedestal base."



**GR021PLV**  
U.S.     **Canada**

\$371     **\$519**

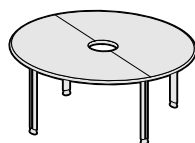
**The Reunion Collection** is a family of tables that provide uncommon flexibility to meet real-world needs. The Collection includes Solo, Nomad, Group Work, and Seminar Conference tables.



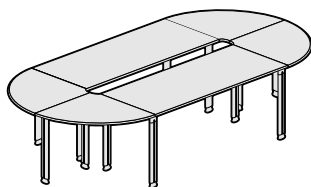
**Solo tables** are designed to provide a highly flexible worksurface for individuals using a computer, talking on the phone, in one-on-one meetings, or to spread out their work. Snap legs provide height adjustability. Casters are available as an option.



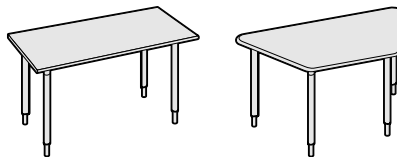
**Nomad tables** provide highly mobile supplemental workspaces that are often used in conjunction with other tables from the Reunion Collection. Pneumatic height adjustment allows pedestal base to match height of adjacent worksurface or to be locked higher or lower.



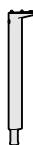
**Group Work tables** support teamwork by providing tables that support small group meetings or which can be combined to create larger configurations to support bigger team activities. Group Work tables with fixed or removable snap legs can be used alone or configured in groups to meet specific needs. Group Work tables with link legs are intended to be ganged and allow a single leg to provide support for two tops.




**Conference tables** offer a way to combine tops to create large table and to reconfigure the components into individual tables when needs change. Link legs can be removed to eliminate unnecessary legs in the large configuration and returned when the table is broken into components.



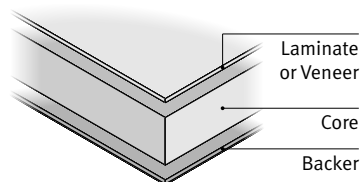
**Seminar tables** are ideal for training rooms because they are easy to set up in different configurations and because they can include a modesty panel for wire and cable management. Removable snap legs can be specified for applications where tables must be knocked down and stored when not needed.



**Snap legs** are height adjustable to support the top anywhere between 26.5"H and 35.5"H. Locking casters can be specified to replace the glide. Snap legs are available in fixed and removable versions. The removable snap legs have a simple push-button latching mechanism that allows legs to be removed for compact storage of tables that are not in use. Vertical channel in leg serves as a cable manager.



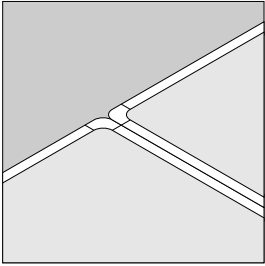
**Link legs** have a patented latching mechanism that allows the leg to support a single top or swing into position to support two adjacent tops. This feature allows tops to be ganged together and also eliminates the clutter of extra legs and gives users more leg room. Link leg supports tops at 28.5"H. Adjustable leveling glides have a range of 0.5" to accommodate uneven floors. Vertical channel in leg serves as a cable manager.



**Top** is 1.25"-thick particle board with laminate or straight-grain wood veneer surface. On conference tables, we will grain match the veneer on linking tables at no additional charge if you supply us with a drawing.

► Page 120



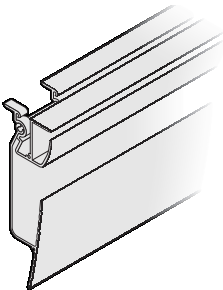


**Edges** are available in two alternatives—black vinyl edge band with matching injection molded transitional corners or wood edge band with square transitional corners.

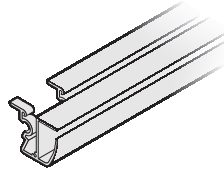


**Trolley** is available to store and transport table tops and legs that are not in use. Trolley can support up to 12 tops, 24 legs, or a combination of 4 tops and 18 legs for storing and transporting components.

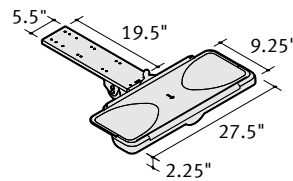
**Connecting tops** for seminar tables include connecting hardware. They must be connected to adjacent seminar tops.



**Modesty panels** include a horizontal wire manager to organize wires and cables below the level of the table top and a hinged, fold-flat aluminum panel. Modesty panel can be specified as a factory-installed component, or you can order the modesty panel separately and add it to the table in the field.



**Horizontal wire managers** are available without the modesty panel for application where only wire management is needed. They are available in four sizes that correspond to the lengths of seminar tables. They can be ordered separately and added in the field.



**Stella keyboard support** can be specified with solo tables to accommodate the keyboard of a computer below the level of the top. Component will be shipped with the table and you can install it in the position needed in the field.

## Snap Legs

- Master Class, pages 116, 276
- Product weights, page 382

## Standard Includes

- Height: adjustable from 26.5"H to 32.5"H in 1" increments
- Top: 1.25" particle board core with laminate or straight-grain wood veneer surface
- Vinyl edge band, if selected—flat on short edges, elliptical on long edges, with injection-molded transitional corners: black
- Wood edge band, if selected—flat on short edges, elliptical on long edges: butt-jointed and stained to match the top
- Four 2.5" x 1.75" snap legs: extruded aluminum leg and die-cast aluminum head with single powder coat color and black tubular steel foot
- Leveling glides with adjustability range of 0.5"H: black plastic
- Integral wire manager in leg to accommodate up to two 0.375"-diameter cords
- Shipped K.D.

## Required to Specify

- Product number
  - Powder coat color number and name for legs
  - Laminate or wood color number and name for top
  - Edge selection: vinyl or wood
  - Wood color number and name for wood edge, if selected
- Exception: Wood edge will match the surface of a wood veneer top, so no color specification is needed.*
- Tip: If you specify a wood edge on a top with wood grain laminate, the edge and the top may not match.*

- Options: if selected (see list)
- *Surface Materials*, page 126

## Options

- **Casters** ► page 129  
3"-diameter, locking, single-wheel casters to replace glides: black plastic  
*Tip: Table height adjustment range changes to 28.5"H to 34.5" when casters are specified.*  
+\$103 U.S. **+\$144 Canada**  
Specify by adding suffix **C** to product number.

- **Stain-to-match** ► page 121
- **Grommets\*** ► page 132
- **Spheres\*** ► page 134

## Accessories

- **Stella keyboard support** ► page 307
- **Interport\*** ► page 308



\* Send us a drawing

## P Tables



Left hand  
72"L x 40"W

**21580625**  
U.S. **Canada**



Right hand  
72"L x 40"W

**21590625**  
U.S. **Canada**

## Arc Tables



60"L x 30"W

**21130625**  
U.S. **Canada**



72"L x 36"W

**21140625**  
U.S. **Canada**

## Removable Snap Legs

## Vinyl Edge

Grade 1 Laminate	\$1542	<b>\$2159</b>	\$1542	<b>\$2159</b>	\$1254	<b>\$1756</b>	\$1454	<b>\$2036</b>
Grade 2 Laminate	\$1599	<b>\$2239</b>	\$1599	<b>\$2239</b>	\$1294	<b>\$1812</b>	\$1511	<b>\$2116</b>
Wood Veneer	\$2402	<b>\$3363</b>	\$2402	<b>\$3363</b>	\$1834	<b>\$2568</b>	\$1985	<b>\$2779</b>

## Wood Edge

Grade 1 Laminate	\$2349	<b>\$3289</b>	\$2349	<b>\$3289</b>	\$1795	<b>\$2513</b>	\$1997	<b>\$2796</b>
Grade 2 Laminate	\$2406	<b>\$3369</b>	\$2406	<b>\$3369</b>	\$1835	<b>\$2569</b>	\$2054	<b>\$2876</b>
Wood Veneer	\$3209	<b>\$4493</b>	\$3209	<b>\$4493</b>	\$2375	<b>\$3325</b>	\$2528	<b>\$3539</b>

**21580655**  
U.S. **Canada**

**21590655**  
U.S. **Canada**

**21130655**  
U.S. **Canada**

**21140655**  
U.S. **Canada**

## Fixed Snap Legs

## Vinyl Edge

Grade 1 Laminate	\$1457	<b>\$2040</b>	\$1457	<b>\$2040</b>	\$1168	<b>\$1635</b>	\$1369	<b>\$1917</b>
Grade 2 Laminate	\$1514	<b>\$2120</b>	\$1514	<b>\$2120</b>	\$1208	<b>\$1691</b>	\$1426	<b>\$1997</b>
Wood Veneer	\$2295	<b>\$3213</b>	\$2295	<b>\$3213</b>	\$1748	<b>\$2447</b>	\$1900	<b>\$2660</b>

## Wood Edge

Grade 1 Laminate	\$2237	<b>\$3132</b>	\$2237	<b>\$3132</b>	\$1711	<b>\$2395</b>	\$1912	<b>\$2677</b>
Grade 2 Laminate	\$2294	<b>\$3212</b>	\$2294	<b>\$3212</b>	\$1751	<b>\$2451</b>	\$1969	<b>\$2757</b>
Wood Veneer	\$3075	<b>\$4305</b>	\$3075	<b>\$4305</b>	\$2291	<b>\$3207</b>	\$2443	<b>\$3420</b>

# Snap Legs

► Master Class, pages 116, 276

► Product weights, page 382

## Standard Includes

- Height: adjustable from 26.5"H to 32.5"H in 1" increments
- Top: 1.25" particle board core with laminate or straight-grain wood veneer surface
- Vinyl edge band, if selected—flat on short edges, elliptical on long edges, with injection-molded transitional corners: black
- Wood edge band, if selected—flat on short edges, elliptical on long edges: butt-jointed and stained to match the top
- Four 2.5" x 1.75" snap legs: extruded aluminum leg and die-cast aluminum head with single powder coat color and black tubular steel foot
- Leveling glides with adjustability range of 0.5"H: black plastic
- Integral wire manager in leg to accommodate up to two 0.375"-diameter cords
- Shipped K.D.

## Required to Specify

- Product number
  - Powder coat color number and name for legs
  - Laminate or wood color number and name for top
  - Edge selection: vinyl or wood
  - Wood color number and name for wood edge, if selected
- Exception: Wood edge will match the surface of a wood veneer top, so no color specification is needed.*
- Tip: If you specify a wood edge on a top with wood grain laminate, the edge and the top may not match.*
- Options: if selected (see list)
- *Surface Materials*, page 126

## Options

- **Casters** ► page 129  
3"-diameter, locking, single-wheel casters to replace glides: black plastic  
*Tip: Table height adjustment range changes to 28.5"H to 34.5" when casters are specified.*  
+\$103 U.S. **+\$144 Canada**  
Specify by adding suffix **C** to product number.
- **Stain-to-match** ► page 121
- **Grommets\*** ► page 132

## Accessories

- **Stella keyboard support** ► page 307
- **Interport\*** ► page 308



\* Send us a drawing

## Oval Tables



60"L x 30"W

**20830625**  
U.S. **Canada**



72"L x 36"W

**20840625**  
U.S. **Canada**

## Rounded Rectangle Tables



48"L x 24"W

**20720625**  
U.S. **Canada**



60"L x 30"W

**20730625**  
U.S. **Canada**



72"L x 36"W

**20740625**  
U.S. **Canada**

## Removable Snap Legs

### Vinyl Edge

Grade 1 Laminate	\$1254	<b>\$1756</b>	\$1454	<b>\$2036</b>	\$1077	<b>\$1508</b>	\$1254	<b>\$1756</b>	\$1454	<b>\$2036</b>
Grade 2 Laminate	\$1294	<b>\$1812</b>	\$1511	<b>\$2116</b>	\$1102	<b>\$1543</b>	\$1294	<b>\$1812</b>	\$1511	<b>\$2116</b>
Wood Veneer	\$1834	<b>\$2568</b>	\$1985	<b>\$2779</b>	\$1459	<b>\$2043</b>	\$1834	<b>\$2568</b>	\$1985	<b>\$2779</b>

### Wood Edge

Grade 1 Laminate	\$1795	<b>\$2513</b>	\$1997	<b>\$2796</b>	\$1530	<b>\$2142</b>	\$1761	<b>\$2466</b>	\$1962	<b>\$2747</b>
Grade 2 Laminate	\$1835	<b>\$2569</b>	\$2054	<b>\$2876</b>	\$1555	<b>\$2177</b>	\$1801	<b>\$2522</b>	\$2019	<b>\$2827</b>
Wood Veneer	\$2375	<b>\$3325</b>	\$2528	<b>\$3539</b>	\$1912	<b>\$2677</b>	\$2341	<b>\$3278</b>	\$2493	<b>\$3490</b>

**20830655**  
U.S. **Canada**

**20840655**  
U.S. **Canada**

**20720655**  
U.S. **Canada**

**20730655**  
U.S. **Canada**

**20740655**  
U.S. **Canada**

## Fixed Snap Legs

### Vinyl Edge

Grade 1 Laminate	\$1168	<b>\$1635</b>	\$1369	<b>\$1917</b>	\$992	<b>\$1389</b>	\$1168	<b>\$1635</b>	\$1369	<b>\$1917</b>
Grade 2 Laminate	\$1208	<b>\$1691</b>	\$1426	<b>\$1997</b>	\$1019	<b>\$1427</b>	\$1208	<b>\$1691</b>	\$1426	<b>\$1997</b>
Wood Veneer	\$1748	<b>\$2447</b>	\$1900	<b>\$2660</b>	\$1374	<b>\$1924</b>	\$1748	<b>\$2447</b>	\$1900	<b>\$2660</b>

### Wood Edge

Grade 1 Laminate	\$1711	<b>\$2395</b>	\$1912	<b>\$2677</b>	\$1446	<b>\$2025</b>	\$1676	<b>\$2346</b>	\$1877	<b>\$2628</b>
Grade 2 Laminate	\$1751	<b>\$2451</b>	\$1969	<b>\$2757</b>	\$1473	<b>\$2063</b>	\$1716	<b>\$2402</b>	\$1934	<b>\$2708</b>
Wood Veneer	\$2291	<b>\$3207</b>	\$2443	<b>\$3420</b>	\$1828	<b>\$2560</b>	\$2256	<b>\$3158</b>	\$2408	<b>\$3371</b>

Pedestal Base

- Master Class, pages 116, 276
- Product weights, page 382

Standard Includes

- Height: 26"H on fixed height tables and 26"H to 32.5"H on tables that are adjustable height
  - Top: 1.25" particle board core with laminate or straight-grain wood veneer surface
  - Vinyl edge band—elliptical-profile: black vinyl
  - Fixed-height base, if selected: 2.38"-diameter steel column with powder coat color and 25"-diameter cast aluminum base with powder coat color to match column
  - Adjustable-height base, if selected: 3"-diameter aluminum column shroud with powder coat color concealing a steel inner column with pneumatic lift; 25"-diameter cast aluminum base with powder coat color to match column shroud
- Tip: Adjustable-height actuator is recessed into the under-side of the table top on adjustable-height Nomad tables. Marker in vinyl edge band identifies actuator location.*
- 2"-diameter, non-locking, dual-wheel casters: black plastic
  - Shipped set up

Required to Specify

- Product number
- Powder coat color number and name for base and column
- Laminate or wood color number and name for top
- Options: if selected (see list)
  - *Surface Materials*, page 126

Options

- **Stain-to-match** ► page 121

Round Table



30" diameter

**10230615C**  
U.S. **Canada**

Rounded Square Table



30" x 30"

**10530615C**  
U.S. **Canada**

Triad Table



30" x 30" x 30"

**10130615C**  
U.S. **Canada**

Fixed-Height

Vinyl Edge

Grade 1 Laminate	\$ 530	<b>\$ 742</b>	\$ 530	<b>\$ 742</b>	\$ 530	<b>\$ 742</b>
Grade 2 Laminate	\$ 550	<b>\$ 770</b>	\$ 550	<b>\$ 770</b>	\$ 550	<b>\$ 770</b>
Wood Veneer	\$1061	<b>\$1485</b>	\$1061	<b>\$1485</b>	\$1061	<b>\$1485</b>

**10230645C**  
U.S. **Canada**

**10530645C**  
U.S. **Canada**

**10130645C**  
U.S. **Canada**

Adjustable-Height

Vinyl Edge

Grade 1 Laminate	\$ 637	<b>\$ 892</b>	\$ 637	<b>\$ 892</b>	\$ 637	<b>\$ 892</b>
Grade 2 Laminate	\$ 657	<b>\$ 920</b>	\$ 657	<b>\$ 920</b>	\$ 657	<b>\$ 920</b>
Wood Veneer	\$1168	<b>\$1635</b>	\$1168	<b>\$1635</b>	\$1168	<b>\$1635</b>

## Snap Legs

- Master Class, pages 116, 276  
 ► Product weights, page 382

**Standard Includes**

- Height: adjustable from 26.5"H to 32.5"H in 1" increments
- Top: 1.25" particle board core with laminate or straight-grain wood veneer surface
- Vinyl edge band, if selected, elliptical: black
- Wood edge band, if selected, elliptical: stained to match the top
- Four 2.5" x 1.75" snap legs: extruded aluminum leg and die-cast aluminum head with single powder coat color and black tubular steel foot
- Leveling glides with adjustability range of 0.5"H: black plastic
- Integral wire manager in leg to accommodate up to two 0.375"-diameter cords
- Shipped K.D.

**Required to Specify**

- Product number
- Powder coat color number and name for legs
- Laminate or wood color number and name for top
- Edge selection: vinyl or wood
- Wood color number and name for wood edge, if selected  
*Exception: Wood edge will match the surface of a wood veneer top, so no color specification is needed.*  
*Tip: If you specify a wood edge on a top with wood grain laminate, the edge and the top may not match.*
- Options: if selected (see list)  
 ► *Surface Materials*, page 126

**Options**

- **Casters** ► page 129  
 3"-diameter, locking, single-wheel casters to replace glides: black plastic  
*Tip: Table height adjustment range changes to 28.5"H to 34.5" when casters are specified.*  
 +\$103 U.S. **+\$144 Canada**  
 Specify by adding suffix **C** to product number.
- **Grain-matched veneer\*** ► page 120
- **Stain-to-match** ► page 121
- **Grommets\*** ► page 132
- **Spheres\*** ► page 134

**Accessories**

- **Interport\*** ► page 308



\* Send us a drawing

**Round Tables**

48" diameter

**30248625**  
U.S. **Canada**



60" diameter

**30260625**  
U.S. **Canada**

**Rounded Square Tables**

48" x 48"

**30548625**  
U.S. **Canada**



60" x 60"

**30560625**  
U.S. **Canada**

**Trapezoid**

60°  
60"L x 30"W

**31430625**  
U.S. **Canada**

**Removable Snap Legs****Vinyl Edge**

Grade 1 Laminate	\$1144	<b>\$1602</b>	\$1250	<b>\$1750</b>	\$1144	<b>\$1602</b>	\$1250	<b>\$1750</b>	\$1250	<b>\$1750</b>
Grade 2 Laminate	\$1194	<b>\$1672</b>	\$1329	<b>\$1861</b>	\$1194	<b>\$1672</b>	\$1329	<b>\$1861</b>	\$1329	<b>\$1861</b>
Wood Veneer	\$1724	<b>\$2414</b>	\$1830	<b>\$2562</b>	\$1724	<b>\$2414</b>	\$1830	<b>\$2562</b>	N.A.	<b>N.A.</b>

**Wood Edge**

Grade 1 Laminate	\$1618	<b>\$2266</b>	\$1724	<b>\$2414</b>	\$1614	<b>\$2260</b>	\$1720	<b>\$2408</b>	N.A.	<b>N.A.</b>
Grade 2 Laminate	\$1668	<b>\$2336</b>	\$1803	<b>\$2525</b>	\$1664	<b>\$2330</b>	\$1799	<b>\$2519</b>	N.A.	<b>N.A.</b>
Wood Veneer	\$2198	<b>\$3078</b>	\$2304	<b>\$3226</b>	\$2194	<b>\$3072</b>	\$2300	<b>\$3220</b>	N.A.	<b>N.A.</b>

**30248655**  
U.S. **Canada**

**30260655**  
U.S. **Canada**

**30548655**  
U.S. **Canada**

**30560655**  
U.S. **Canada**

**31430655**  
U.S. **Canada**

**Fixed Snap Legs****Vinyl Edge**

Grade 1 Laminate	\$1059	<b>\$1483</b>	\$1165	<b>\$1631</b>	\$1059	<b>\$1483</b>	\$1165	<b>\$1631</b>	\$1165	<b>\$1631</b>
Grade 2 Laminate	\$1109	<b>\$1553</b>	\$1245	<b>\$1743</b>	\$1109	<b>\$1553</b>	\$1245	<b>\$1743</b>	\$1205	<b>\$1687</b>
Wood Veneer	\$1639	<b>\$2295</b>	\$1745	<b>\$2443</b>	\$1639	<b>\$2295</b>	\$1745	<b>\$2443</b>	N.A.	<b>N.A.</b>

**Wood Edge**

Grade 1 Laminate	\$1533	<b>\$2147</b>	\$1639	<b>\$2295</b>	\$1529	<b>\$2141</b>	\$1635	<b>\$2289</b>	N.A.	<b>N.A.</b>
Grade 2 Laminate	\$1583	<b>\$2217</b>	\$1719	<b>\$2407</b>	\$1579	<b>\$2211</b>	\$1715	<b>\$2401</b>	N.A.	<b>N.A.</b>
Wood Veneer	\$2113	<b>\$2959</b>	\$2219	<b>\$3107</b>	\$2109	<b>\$2953</b>	\$2215	<b>\$3101</b>	N.A.	<b>N.A.</b>

Snap Legs

- ▶ Master Class, pages 116, 276
- ▶ Product weights, page 382

Standard Includes

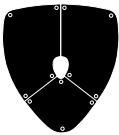
- Height: adjustable from 28.5"H to 34.5"H in 1" increments
- Top: three-piece, 1.25" particleboard core with laminate or wedge-cut wood veneer surface
- Edge: black vinyl, elliptical on curved edges, flat on straight edges, and injection-molded transitional corners: black
- Twelve snap legs: aluminum with powder coat color and black steel adjustable foot
- 3"-diameter, single-wheel, locking casters: black
- Flex gangers to join top sections
- Shipped K.D.

Required to Specify

- Product number
- Powder coat color number and name for legs
- Laminate or wood color number and name for top  
*Tip: Woodgrain laminates are not recommended on this table.*
- Options: if selected (see list)  
▶ *Surface Materials*, page 126

Options

- **Stain-to-match** ▶ page 121



97"L x 89.5"W

**31601625C**  
U.S. **Canada**

Removable Snap Legs with Casters

Vinyl Edge

Grade 1 Laminate	\$4647	\$ 6506
Grade 2 Laminate	\$4829	\$ 6761
Wedge-Cut Veneer	\$8785	\$13,178

**31601655C**  
U.S. **Canada**

Fixed Snap Legs with Casters

Vinyl Edge

Grade 1 Laminate	\$4393	\$ 6150
Grade 2 Laminate	\$4578	\$ 6409
Wedge-Cut Veneer	\$8530	\$12,795

## Link Legs

► Master Class, pages 116, 276

► Product weights, page 382

**Standard Includes**

- Height: 28.5"H
- Top: 1.25" particle board core with laminate or straight-grain wood veneer surface
- Vinyl edge band, if selected—elliptical on curved edges, flat on straight edges, and injection-molded transitional corners: black
- Wood edge band, if selected—elliptical on curved edges and flat on straight edges: butt-jointed and stained to match the top
- Four 4" x 2" link legs: aluminum with powder coat color
- Leveling glides with adjustability range of 0.5"H: black plastic
- Shipped K.D.

**Required to Specify**

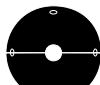
- Product number
- Powder coat color number and name for legs
- Laminate or wood color number and name for top  
*Tip: Wood grain laminates are not recommended for these tables.*
- Edge selection: vinyl or wood
- Wood color number and name for wood edge, if selected  
*Exception: Wood edge will match the surface of a wood veneer top, so no color specification is needed.*  
*Tip: If you specify a wood edge on a top with wood grain laminate, the edge and the top may not match.*
- Options: if selected (see list)  
► *Surface Materials*, page 126

**Options**

- **Stain-to-match** ► page 121

**Round Tables**

60" diameter

**30360635****U.S. Canada**

72" diameter

**30372635****U.S. Canada****Oval Tables**

72"L x 60"W

**30944635****U.S. Canada****Vinyl Edge**

Grade 1 Laminate	\$1822	<del>\$2551</del>	\$2263	<del>\$3168</del>	\$2263	<del>\$3168</del>
Grade 2 Laminate	\$1901	<del>\$2662</del>	\$2376	<del>\$3326</del>	\$2376	<del>\$3326</del>
Wood Veneer	\$2403	<del>\$3364</del>	\$2844	<del>\$3981</del>	\$2844	<del>\$3981</del>

**Wood Edge**

Grade 1 Laminate	\$2296	<del>\$3215</del>	\$2737	<del>\$3832</del>	\$2737	<del>\$3832</del>
Grade 2 Laminate	\$2375	<del>\$3326</del>	\$2850	<del>\$3990</del>	\$2850	<del>\$3990</del>
Wood Veneer	\$2877	<del>\$4028</del>	\$3318	<del>\$4645</del>	\$3318	<del>\$4645</del>

### Square Tops

- Master Class, pages 116, 276
- Product weights, page 382

#### Standard Includes

- Height: 28.5"H (with link legs)
- Top: 1.25" particle board core with laminate or straight-grain wood veneer surface  
*Tip: Each top requires four link legs, ordered separately.*  
► See below.
- Vinyl edge band, if selected—elliptical on two opposite edges, flat on remaining two edges, with injection-molded transitional corners: black
- Wood edge band, if selected—elliptical on two opposite edges and flat on two remaining edges: wood veneer butt-jointed and stained to match the top
- Shipped K.D.

#### Required to Specify

- Product number  
*Tip: Wood grain laminates run lengthwise and will not match.*
- Laminate or wood color number and name for top
- Edge selection: vinyl or wood

- Wood color number and name for wood edge, if selected  
*Exception: Wood edge will match the surface of a wood veneer top, so no color specification is needed.*  
*Tip: If you specify a wood edge on a top with wood grain laminate, the edge and the top may not match.*
- Options: if selected (see list)  
► *Surface Materials*, page 126

#### Options

- **Grain-matched veneer\*** ► page 120  
*Tip: There is no upcharge for grain-matched veneer on Reunion Conference tables, but you must send us a drawing.*
- **Stain-to-match** ► page 121
- **Grommets\*** ► page 132
- **Spheres\*** ► page 134

#### Accessories

- **Interport\*** ► page 308



\* Send us a drawing



36" x 36"

**40436000**  
U.S. **Canada**



42" x 42"

**40442000**  
U.S. **Canada**



48" x 48"

**40448000**  
U.S. **Canada**



54" x 54"

**40454000**  
U.S. **Canada**



60" x 60"

**40460000**  
U.S. **Canada**

### Square Conference Tops

#### Vinyl Edge

Grade 1 Laminate	\$ 440	<b>\$ 616</b>	\$536	<b>\$ 750</b>	\$ 582	<b>\$ 815</b>	\$ 680	<b>\$ 952</b>	\$ 827	<b>\$1158</b>
Grade 2 Laminate	\$ 469	<b>\$ 657</b>	\$575	<b>\$ 805</b>	\$ 632	<b>\$ 885</b>	\$ 744	<b>\$1042</b>	\$ 906	<b>\$1269</b>
Wood Veneer	\$1055	<b>\$1477</b>	\$1151	<b>\$1611</b>	\$1218	<b>\$1705</b>	\$1598	<b>\$2237</b>	\$1842	<b>\$2579</b>

#### Wood Edge

Grade 1 Laminate	\$ 833	<b>\$1166</b>	\$ 929	<b>\$1300</b>	\$1032	<b>\$1445</b>	\$1186	<b>\$1660</b>	\$1391	<b>\$1948</b>
Grade 2 Laminate	\$ 862	<b>\$1207</b>	\$ 968	<b>\$1355</b>	\$1082	<b>\$1515</b>	\$1250	<b>\$1750</b>	\$1470	<b>\$2059</b>
Wood Veneer	\$1448	<b>\$2027</b>	\$1544	<b>\$2161</b>	\$1668	<b>\$2335</b>	\$2104	<b>\$2945</b>	\$2406	<b>\$3369</b>

### LINK LEG

- Master Class, page 276
- Product weights, page 382

#### Standard Includes

- Height: 27.25"H
- 4" x 2" link leg: aluminum with powder coat color
- Leveling glides with adjustability range of 0.5"H: black plastic

#### Required to Specify

- Product number
- Powder coat color number and name for leg  
► *Surface Materials*, page 126



**B000635**  
U.S. **Canada**

\$249 **\$349**



### 36"W Rectangular Tops

- Master Class, pages 116, 276
- Product weights, page 382

#### Standard Includes

- Height: 28.5"H (with link legs)
- Top: 1.25" particle board core with laminate or straight-grain wood veneer surface  
*Tip: Tops that are 84"L or smaller require four link legs; tops that are 96"L require six link legs, ordered separately.*  
► See below.
- Vinyl edge band, if selected—elliptical on two opposite edges, flat on remaining two edges, with injection-molded transitional corners: black
- Wood edge band, if selected—elliptical on two opposite edges and flat on two remaining edges: wood veneer butt-jointed and stained to match the top
- Shipped K.D.

#### Required to Specify

- Product number  
*Tip: Wood grain laminates run lengthwise and will not match.*
- Edge selection: vinyl or wood

- Wood color number and name for wood edge, if selected  
*Exception: Wood edge will match the surface of a wood veneer top, so no color specification is needed.*  
*Tip: If you specify a wood edge on a top with wood grain laminate, the edge and the top may not match.*
- Options: if selected (see list)  
► *Surface Materials*, page 126

#### Options

- **Grain-matched veneer\*** ► page 120  
*Tip: There is no upcharge for grain-matched veneer on Reunion Conference tables, but you must send us a drawing.*
- **Stain-to-match** ► page 121
- **Grommets\*** ► page 132
- **Spheres\*** ► page 134

#### Accessories

- **Interport\*** ► page 308



\* Send us a drawing



48"L x 36"W

**40620000**  
U.S. Canada



60"L x 36"W

**40630000**  
U.S. Canada



72"L x 36"W

**40640000**  
U.S. Canada



84"L x 36"W

**40650000**  
U.S. Canada



96"L x 36"W

**40660000**  
U.S. Canada

## Rectangular Conference Tops

### Vinyl Edge

Grade 1 Laminate	\$ 535	\$ 749	\$ 716	\$ 1002	\$ 731	\$ 1023	\$ 752	\$ 1053	\$ 739	\$ 1035
Grade 2 Laminate	\$ 573	\$ 802	\$ 763	\$ 1068	\$ 788	\$ 1103	\$ 818	\$ 1145	\$ 814	\$ 1140
Wood Veneer	\$1572	\$2201	\$1753	\$2454	\$1768	\$2475	\$1789	\$2505	\$1776	\$2487

### Wood Edge

Grade 1 Laminate	\$1128	\$1579	\$1309	\$1832	\$1324	\$1853	\$1345	\$1883	\$1332	\$1865
Grade 2 Laminate	\$1166	\$1632	\$1356	\$1898	\$1381	\$1933	\$1411	\$1975	\$1407	\$1970
Wood Veneer	\$2165	\$3031	\$2346	\$3284	\$2361	\$3305	\$2382	\$3335	\$2369	\$3317

## LINK LEG

- Master Class, page 276
- Product weights, page 382

#### Standard Includes

- Height: 27.25"H
- 4" x 2" link leg: aluminum with powder coat color
- Leveling glides with adjustability range of 0.5"H: black plastic

#### Required to Specify

- Product number
- Powder coat color number and name for leg  
► *Surface Materials*, page 126



**B000635**  
U.S. Canada

\$249 \$349

42"W Rectangular Tops

- Master Class, pages 116, 276
- Product weights, page 382

Standard Includes

- Height: 28.5"H (with link legs)
- Top: 1.25" particle board core with laminate or straight-grain wood veneer surface  
*Tip: Tops that are 84"L or smaller require four link legs; tops that are 96"L require six link legs, ordered separately.*
  - See below.
- Vinyl edge band, if selected—elliptical on two opposite edges, flat on remaining two edges, with injection-molded transitional corners: black
- Wood edge band, if selected—elliptical on two opposite edges and flat on two remaining edges: wood veneer butt-jointed and stained to match the top
- Shipped K.D.

Required to Specify

- Product number
- Laminate or wood color number and name for top  
*Tip: Wood grain laminates run lengthwise and will not match.*
- Edge selection: vinyl or wood

- Wood color number and name for wood edge, if selected  
*Exception: Wood edge will match the surface of a wood veneer top, so no color specification is needed.*  
*Tip: If you specify a wood edge on a top with wood grain laminate, the edge and the top may not match.*
- Options: if selected (see list)
  - Surface Materials, page 126

Options

- **Grain-matched veneer\*** ► page 120  
*Tip: There is no upcharge for grain-matched veneer on Reunion Conference tables, but you must send us a drawing.*
- **Stain-to-match** ► page 121
- **Grommets\*** ► page 132
- **Spheres\*** ► page 134

Accessories

- **Interport\*** ► page 308



\* Send us a drawing



48"L x 42"W

**40621000**  
U.S. Canada



60"L x 42"W

**40631000**  
U.S. Canada



72"L x 42"W

**40641000**  
U.S. Canada



84"L x 42"W

**40651000**  
U.S. Canada



96"L x 42"W

**40661000**  
U.S. Canada

Rectangular Conference Tops

Vinyl Edge

Grade 1 Laminate	\$ 572	\$ 801	\$ 721	\$ 1009	\$ 739	\$ 1035	\$ 762	\$ 1067	\$ 750	\$ 1050
Grade 2 Laminate	\$ 616	\$ 863	\$ 777	\$ 1087	\$ 805	\$ 1127	\$ 839	\$ 1175	\$ 839	\$ 1175
Wood Veneer	\$1609	\$2253	\$1758	\$2461	\$1779	\$2491	\$1911	\$2676	\$1910	\$2674

Wood Edge

Grade 1 Laminate	\$1165	\$1631	\$1314	\$1839	\$1449	\$2029	\$1594	\$2232	\$1700	\$2380
Grade 2 Laminate	\$1209	\$1693	\$1370	\$1917	\$1515	\$2121	\$1671	\$2340	\$1789	\$2505
Wood Veneer	\$2202	\$3083	\$2351	\$3291	\$2489	\$3485	\$2743	\$3841	\$2860	\$4004

LINK LEG

- Master Class, page 276
- Product weights, page 382

Standard Includes

- Height: 27.25"H
- 4" x 2" link leg: aluminum with powder coat color
- Leveling glides with adjustability range of 0.5"H: black plastic

Required to Specify

- Product number
- Powder coat color number and name for leg
  - Surface Materials, page 126



**B000635**  
U.S. Canada

\$249 \$349

48"W Rectangular Tops

- Master Class, pages 116, 276
- Product weights, page 382

**Standard Includes**

- Height: 28.5"H (with link legs)
- Top: 1.25" particle board core with laminate or straight-grain wood veneer surface  
*Tip: Tops that are 84"L or smaller require four link legs; tops that are 96"L require six link legs, ordered separately.*  
► See below.
- Vinyl edge band, if selected—elliptical on two opposite edges, flat on remaining two edges, with injection-molded transitional corners: black
- Wood edge band, if selected—elliptical on two opposite edges and flat on two remaining edges: wood veneer butt-jointed and stained to match the top
- Shipped K.D.

**Required to Specify**

- Product number
- Laminate or wood color number and name for top  
*Tip: Wood grain laminates run lengthwise and will not match.*
- Edge selection: vinyl or wood

- Wood color number and name for wood edge, if selected  
*Exception: Wood edge will match the surface of a wood veneer top, so no color specification is needed.*  
*Tip: If you specify a wood edge on a top with wood grain laminate, the edge and the top may not match.*
- Options: if selected (see list)  
► *Surface Materials*, page 126

**Options**

- **Grain-matched veneer\*** ► page 120  
*Tip: There is no upcharge for grain-matched veneer on Reunion Conference tables, but you must send us a drawing.*
- **Stain-to-match** ► page 121
- **Grommets\*** ► page 132
- **Spheres\*** ► page 134

**Accessories**

- **Interport\*** ► page 308




\* Send us a drawing



60"L x 48"W

**40632000**  
U.S. **Canada**




72"L x 48"W

**40642000**  
U.S. **Canada**



84"L x 48"W

**40652000**  
U.S. **Canada**



96"L x 48"W

**40662000**  
U.S. **Canada**

**Rectangular Conference Tops**

**Vinyl Edge**

Grade 1 Laminate	\$ 731	<b>\$1023</b>	\$ 751	<b>\$1051</b>	\$ 777	<b>\$1088</b>	\$ 889	<b>\$1245</b>
Grade 2 Laminate	\$ 794	<b>\$1111</b>	\$ 826	<b>\$1156</b>	\$ 866	<b>\$1213</b>	\$ 990	<b>\$1386</b>
Wood Veneer	\$1829	<b>\$2560</b>	\$1852	<b>\$2592</b>	\$1882	<b>\$2635</b>	\$2080	<b>\$2912</b>

**Wood Edge**

Grade 1 Laminate	\$1324	<b>\$1853</b>	\$1464	<b>\$2049</b>	\$1607	<b>\$2250</b>	\$1838	<b>\$2574</b>
Grade 2 Laminate	\$1387	<b>\$1941</b>	\$1539	<b>\$2154</b>	\$1696	<b>\$2375</b>	\$1939	<b>\$2715</b>
Wood Veneer	\$2422	<b>\$3390</b>	\$2565	<b>\$3590</b>	\$2712	<b>\$3797</b>	\$3029	<b>\$4241</b>

**LINK LEG**

- Master Class, page 276
- Product weights, page 382

**Standard Includes**

- Height: 27.25"H
- 4" x 2" link leg: aluminum with powder coat color
- Leveling glides with adjustability range of 0.5"H: black plastic

**Required to Specify**

- Product number
- Powder coat color number and name for leg  
► *Surface Materials*, page 126



**B000635**  
U.S. **Canada**

\$249 **\$349**

54"W Rectangular Tops

- Master Class, pages 116, 276
- Product weights, page 382

Standard Includes

- Height: 28.5"H (with link legs)
- Top: 1.25" particle board core with laminate or straight-grain wood veneer surface  
*Tip: Tops that are 84"L or smaller require four link legs; tops that are 96"L require six link legs, ordered separately.*  
► See below.
- Vinyl edge band, if selected—elliptical on two opposite edges, flat on remaining two edges, with injection-molded transitional corners: black
- Wood edge band, if selected—elliptical on two opposite edges and flat on two remaining edges: wood veneer butt-jointed and stained to match the top
- Shipped K.D.

Required to Specify

- Product number
- Laminate or wood color number and name for top  
*Tip: Wood grain laminates run lengthwise and will not match.*
- Edge selection: vinyl or wood

- Wood color number and name for wood edge, if selected  
*Exception: Wood edge will match the surface of a wood veneer top, so no color specification is needed.*  
*Tip: If you specify a wood edge on a top with wood grain laminate, the edge and the top may not match.*
- Options: if selected (see list)  
► Surface Materials, page 126

Options

- **Grain-matched veneer\*** ► page 120  
*Tip: There is no upcharge for grain-matched veneer on Reunion Conference tables, but you must send us a drawing.*
- **Stain-to-match** ► page 121
- **Grommets\*** ► page 132
- **Spheres\*** ► page 134

Accessories

- **Interport\*** ► page 308



\* Send us a drawing



48"L x 54"W

**40623000**  
U.S. Canada



60"L x 54"W

**40633000**  
U.S. Canada



72"L x 54"W

**40643000**  
U.S. Canada



84"L x 54"W

**40653000**  
U.S. Canada



96"L x 54"W

**40663000**  
U.S. Canada

Rectangular Conference Tops

Vinyl Edge

Grade 1 Laminate	\$ 667	\$ 934	\$ 824	\$ 1154	\$ 840	\$ 1176	\$ 850	\$ 1190	\$ 920	\$ 1288
Grade 2 Laminate	\$ 724	\$ 1014	\$ 895	\$ 1253	\$ 925	\$ 1295	\$ 950	\$ 1330	\$ 1033	\$ 1446
Wood Veneer	\$ 1825	\$ 2555	\$ 1982	\$ 2775	\$ 2002	\$ 2803	\$ 2015	\$ 2821	\$ 2177	\$ 3048

Wood Edge

Grade 1 Laminate	\$ 1262	\$ 1767	\$ 1418	\$ 1986	\$ 1551	\$ 2171	\$ 1679	\$ 2351	\$ 1869	\$ 2617
Grade 2 Laminate	\$ 1319	\$ 1847	\$ 1489	\$ 2085	\$ 1636	\$ 2290	\$ 1779	\$ 2491	\$ 1982	\$ 2775
Wood Veneer	\$ 2420	\$ 3388	\$ 2576	\$ 3607	\$ 2713	\$ 3798	\$ 2844	\$ 3982	\$ 3126	\$ 4377

LINK LEG

- Master Class, page 276
- Product weights, page 382

Standard Includes

- Height: 27.25"H
- 4" x 2" link leg: aluminum with powder coat color
- Leveling glides with adjustability range of 0.5"H: black plastic

Required to Specify

- Product number
- Powder coat color number and name for leg  
► Surface Materials, page 126



**B000635**  
U.S. Canada

\$249 \$349

60"W Rectangular Tops

- Master Class, pages 116, 276
- Product weights, page 382

**Standard Includes**

- Height: 28.5"H (with link legs)
- Top: 1.25" particle board core with laminate or straight-grain wood veneer surface  
*Tip: Tops that are 84"L or smaller require four link legs; tops that are 96"L require six link legs, ordered separately.*  
► See below.
- Vinyl edge band, if selected—elliptical on two opposite edges, flat on remaining two edges, with injection-molded transitional corners: black
- Wood edge band, if selected—elliptical on two opposite edges and flat on two remaining edges: wood veneer butt-jointed and stained to match the top
- Shipped K.D.

**Required to Specify**

- Product number
- Laminate or wood color number and name for top  
*Tip: Wood grain laminates run lengthwise and will not match.*
- Edge selection: vinyl or wood

- Wood color number and name for wood edge, if selected  
*Exception: Wood edge will match the surface of a wood veneer top, so no color specification is needed.*  
*Tip: If you specify a wood edge on a top with wood grain laminate, the edge and the top may not match.*
- Options: if selected (see list)  
► *Surface Materials*, page 126

**Options**

- **Grain-matched veneer\*** ► page 120  
*Tip: There is no upcharge for grain-matched veneer on Reunion Conference tables, but you must send us a drawing.*
- **Stain-to-match** ► page 121
- **Grommets\*** ► page 132
- **Spheres\*** ► page 134

**Accessories**

- **Interport\*** ► page 308



\* Send us a drawing



48"L x 60"W

**40624000**  
U.S. Canada



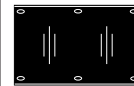
72"L x 60"W

**40644000**  
U.S. Canada



84"L x 60"W

**40654000**  
U.S. Canada



96"L x 60"W

**40664000**  
U.S. Canada

**Rectangular Conference Tops**

Vinyl Edge

Grade 1 Laminate	\$ 688	\$ 963	\$ 882	\$1235	\$1306	\$1828	\$1429	\$2001
Grade 2 Laminate	\$ 751	\$1051	\$ 977	\$1368	\$1416	\$1982	\$1555	\$2177
Wood Veneer	\$2520	\$3528	\$2714	\$3800	\$4429	\$6200	\$4612	\$6457

Wood Edge

Grade 1 Laminate	\$1399	\$1958	\$1592	\$2229	\$2135	\$2989	\$2379	\$3331
Grade 2 Laminate	\$1462	\$2046	\$1687	\$2362	\$2245	\$3143	\$2505	\$3507
Wood Veneer	\$3231	\$4523	\$3424	\$4794	\$5258	\$7361	\$5562	\$7787

LINK LEG

- Master Class, page 276
- Product weights, page 382

**Standard Includes**

- Height: 27.25"H
- 4" x 2" link leg: aluminum with powder coat color
- Leveling glides with adjustability range of 0.5"H: black plastic

**Required to Specify**

- Product number
- Powder coat color number and name for leg  
► *Surface Materials*, page 126



**B000635**  
U.S. Canada

\$249 \$349

48"L Bullet Tops

- Master Class, pages 116, 276
- Product weights, page 382

Standard Includes

- Height: 28.5"H (with link legs)
- Top: 1.25" particle board core with laminate or straight-grain wood veneer surface  
*Tip: Tops that are 36"W or 42"W require three links legs; tops that are larger require four link legs, ordered separately.*  
► See below.
- Vinyl edge band, if selected—elliptical on curved edges, flat on straight edge, with injection-molded transitional corners: black
- Wood edge band, if selected—elliptical on curved edges and flat on straight edge: butt-jointed and stained to match the top
- Shipped K.D.

Required to Specify

- Product number
- Laminate or wood color number and name for top  
*Tip: Wood grain laminates run lengthwise and will not match.*
- Edge selection: vinyl or wood

- Wood color number and name for wood edge, if selected  
*Exception: Wood edge will match the surface of a wood veneer top, so no color specification is needed.*  
*Tip: If you specify a wood edge on a top with wood grain laminate, the edge and the top may not match.*
- Options: if selected (see list)  
► *Surface Materials*, page 126

Options

- **Grain-matched veneer\*** ► page 120  
*Tip: There is no upcharge for grain-matched veneer on Reunion Conference tables, but you must send us a drawing.*
- **Stain-to-match** ► page 121
- **Grommets\*** ► page 132
- **Spheres\*** ► page 134

Accessories

- **Interport\*** ► page 308



\* Send us a drawing



48"L x 36"W

**41220000**  
U.S. **Canada**



48"L x 42"W

**41221000**  
U.S. **Canada**



48"L x 48"W

**41222000**  
U.S. **Canada**



48"L x 54"W

**41223000**  
U.S. **Canada**



48"L x 60"W

**41224000**  
U.S. **Canada**

Bullet Conference Tops

Vinyl Edge

Grade 1 Laminate	\$ 508	<b>\$ 711</b>	\$ 544	<b>\$ 762</b>	\$ 582	<b>\$ 815</b>	\$ 667	<b>\$ 934</b>	\$ 688	<b>\$ 963</b>
Grade 2 Laminate	\$ 546	<b>\$ 764</b>	\$ 588	<b>\$ 824</b>	\$ 683	<b>\$ 956</b>	\$ 724	<b>\$1014</b>	\$ 751	<b>\$1051</b>
Wood Veneer	\$1293	<b>\$1810</b>	\$1330	<b>\$1862</b>	\$1341	<b>\$1878</b>	\$1967	<b>\$2754</b>	\$1988	<b>\$2783</b>

Wood Edge

Grade 1 Laminate	\$ 980	<b>\$1372</b>	\$1016	<b>\$1423</b>	\$1054	<b>\$1476</b>	\$1252	<b>\$1753</b>	\$1272	<b>\$1781</b>
Grade 2 Laminate	\$1018	<b>\$1425</b>	\$1060	<b>\$1485</b>	\$1155	<b>\$1617</b>	\$1309	<b>\$1833</b>	\$1335	<b>\$1869</b>
Wood Veneer	\$1765	<b>\$2471</b>	\$1802	<b>\$2523</b>	\$1813	<b>\$2539</b>	\$2552	<b>\$3573</b>	\$2572	<b>\$3601</b>

LINK LEG

- Master Class, page 276
- Product weights, page 382

Standard Includes

- Height: 27.25"H
- 4" x 2" link leg: aluminum with powder coat color
- Leveling glides with adjustability range of 0.5"H: black plastic

Required to Specify

- Product number
- Powder coat color number and name for leg  
► *Surface Materials*, page 126



**B000635**  
U.S. **Canada**

\$249 **\$349**

48"L Slice Tops

- Master Class, pages 116, 276
- Product weights, page 382

**Standard Includes**

- Height: 28.5"H (with link legs)
- Top: 1.25" particle board core with laminate or straight-grain wood veneer surface  
*Tip: Each top requires four link legs, ordered separately.*  
► See below.
- Vinyl edge band, if selected—elliptical on three edges, flat on one edge, with injection-molded transitional corners: black
- Wood edge band, if selected—elliptical on three edges and flat on one edge: butt-jointed and stained to match the top
- Shipped K.D.

**Required to Specify**

- Product number
- Laminate or wood color number and name for top  
*Tip: Wood grain laminates run lengthwise and will not match.*
- Edge selection: vinyl or wood

- Wood color number and name for wood edge, if selected  
*Exception: Wood edge will match the surface of a wood veneer top, so no color specification is needed.*  
*Tip: If you specify a wood edge on a top with wood grain laminate, the edge and the top may not match.*
- Options: if selected (see list)  
► *Surface Materials*, page 126

**Options**

- **Grain-matched veneer\*** ► page 120  
*Tip: There is no upcharge for grain-matched veneer on Reunion Conference tables, but you must send us a drawing.*
- **Stain-to-match** ► page 121
- **Grommets\*** ► page 132
- **Spheres\*** ► page 134

**Accessories**

- **Interport\*** ► page 308



\* Send us a drawing



48"L x 36"W

**41320000**  
U.S. Canada



48"L x 42"W

**41321000**  
U.S. Canada



48"L x 48"W

**41322000**  
U.S. Canada



48"L x 54"W

**41323000**  
U.S. Canada



48"L x 60"W

**41324000**  
U.S. Canada

**Slice Conference Tops**

Vinyl Edge

Grade 1 Laminate	\$ 508	\$ 711	\$ 544	\$ 762	\$ 582	\$ 815	\$ 667	\$ 934	\$688	\$ 963
Grade 2 Laminate	\$ 546	\$ 764	\$ 588	\$ 824	\$ 683	\$ 956	\$ 724	\$1014	\$751	\$1051
Wood Veneer	\$1293	\$1810	\$1330	\$1862	\$1368	\$1915	\$1967	\$2754	\$1988	\$2783

Wood Edge

Grade 1 Laminate	\$ 980	\$1372	\$1015	\$1421	\$1054	\$1476	\$1252	\$1753	\$1272	\$1781
Grade 2 Laminate	\$1018	\$1425	\$1059	\$1483	\$1155	\$1617	\$1309	\$1833	\$1335	\$1869
Wood Veneer	\$1765	\$2471	\$1801	\$2521	\$1840	\$2576	\$2552	\$3573	\$2572	\$3601

LINK LEG

- Master Class, page 276
- Product weights, page 382

**Standard Includes**

- Height: 27.25"H
- 4" x 2" link leg: aluminum with powder coat color
- Leveling glides with adjustability range of 0.5"H: black plastic

**Required to Specify**

- Product number
- Powder coat color number and name for leg  
► *Surface Materials*, page 126



**B000635**  
U.S. Canada

\$249 \$349

### Left-Hand Quarter Oval Tops

- Master Class, pages 116, 276
- Product weights, page 382

#### Standard Includes

- Height: 28.5"H (with link legs)
- Top: 1.25" particle board core with laminate or wedge-cut wood veneer surface  
*Tip: Quarter oval tops 42" and larger require one link leg in addition to the supporting link legs on the adjacent tables.*  
► See below.
- Vinyl edge band, if selected—elliptical on curved edges, flat on straight edges, with injection-molded transitional corners: black
- Wood edge band, if selected—elliptical on curved edges and flat on straight edges: butt-jointed and stained to match the top  
*Tip: Quarter oval tops must be joined to other tables and cannot be used as freestanding tables.*
- Shipped K.D.

#### Required to Specify

- Product number
- Laminate or wood color number and name for top.  
*Exception: Wood grain laminates are not available.*
- Edge selection: vinyl or wood

- Wood color number and name for wood edge, if selected  
*Exception: Wood edge will match the surface of a wood veneer top, so no color specification is needed.*  
*Tip: If you specify a wood edge on a top with wood grain laminate, the edge and the top may not match.*
- Options: if selected (see list)  
► *Surface Materials*, page 126

#### Options

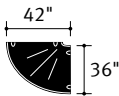
- **Grain-matched veneer\*** ► page 120  
*Tip: There is no upcharge for grain-matched veneer on Reunion Conference tables, but you must send us a drawing.*
- **Stain-to-match** ► page 121
- **Grommets\*** ► page 132
- **Spheres\*** ► page 134

#### Accessories

- **Interport\*** ► page 308

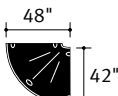


\* Send us a drawing



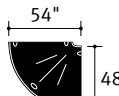
36"

**41080000**  
U.S. **Canada**



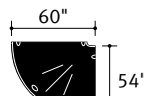
42"

**41081000**  
U.S. **Canada**



48"

**41082000**  
U.S. **Canada**



54"

**41083000**  
U.S. **Canada**

### Quarter Oval Conference Tops

#### Vinyl Edge

Grade 1 Laminate	\$ 494	\$ 692	\$ 565	\$ 791	\$ 640	\$ 896	\$ 675	\$ 945
Grade 2 Laminate	\$ 528	\$ 740	\$ 609	\$ 853	\$ 697	\$ 976	\$ 746	\$ 1044
Wedge-Cut Veneer	\$1333	\$1866	\$1404	\$1966	\$1632	\$2284	\$1983	\$2776

#### Wood Edge

Grade 1 Laminate	\$1256	\$1759	\$1327	\$1858	\$1511	\$2115	\$1651	\$2311
Grade 2 Laminate	\$1290	\$1807	\$1371	\$1920	\$1568	\$2195	\$1722	\$2410
Wedge-Cut Veneer	\$2095	\$2933	\$2166	\$3032	\$2503	\$3504	\$2959	\$4142

### LINK LEG

- Master Class, page 276
- Product weights, page 382

#### Standard Includes

- Height: 27.25"H
- 4" x 2" link leg: aluminum with powder coat color
- Leveling glides with adjustability range of 0.5"H: black plastic

#### Required to Specify

- Product number
- Powder coat color number and name for leg  
► *Surface Materials*, page 126



**B000635**  
U.S. **Canada**

\$249 **\$349**



# Right-Hand Quarter Oval Tops

- Master Class, pages 116, 276
- Product weights, page 382

## Standard Includes

- Height: 28.5"H (with link legs)
- Top: 1.25" particle board core with laminate or wedge-cut wood veneer surface  
*Tip: Quarter oval tops 42" and larger require one link leg in addition to the supporting link legs on the adjacent tables.*  
► See below.
- Vinyl edge band, if selected—elliptical on curved edges, flat on straight edges, with injection-molded transitional corners: black
- Wood edge band, if selected—elliptical on curved edges and flat on straight edges: butt-jointed and stained to match the top  
*Tip: Quarter oval tops must be joined to other tables and cannot be used as freestanding tables.*
- Shipped K.D.

## Required to Specify

- Product number
- Laminate or wood color number and name for top.  
*Exception: Wood grain laminates are not available.*
- Edge selection: vinyl or wood

- Wood color number and name for wood edge, if selected  
*Exception: Wood edge will match the surface of a wood veneer top, so no color specification is needed.*  
*Tip: If you specify a wood edge on a top with wood grain laminate, the edge and the top may not match.*
- Options: if selected (see list)  
► *Surface Materials*, page 126

## Options

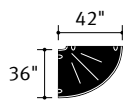
- **Grain-matched veneer\*** ► page 120  
*Tip: There is no upcharge for grain-matched veneer on Reunion Conference tables, but you must send us a drawing.*
- **Stain-to-match** ► page 121
- **Grommets\*** ► page 132
- **Spheres\*** ► page 134

## Accessories

- **Interport\*** ► page 308

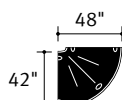


\* Send us a drawing



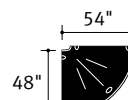
36"

**41090000**  
U.S. Canada



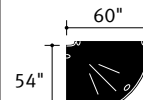
42"

**41091000**  
U.S. Canada



48"

**41092000**  
U.S. Canada



54"

**41093000**  
U.S. Canada

## Quarter Oval Conference Tops

### Vinyl Edge

Grade 1 Laminate	\$ 494	\$ 692	\$ 565	\$ 791	\$ 640	\$ 896	\$ 675	\$ 945
Grade 2 Laminate	\$ 528	\$ 740	\$ 609	\$ 853	\$ 697	\$ 976	\$ 746	\$ 1044
Wedge-Cut Veneer	\$1333	\$1866	\$1404	\$1966	\$1632	\$2284	\$1983	\$2776

### Wood Edge

Grade 1 Laminate	\$1256	\$1759	\$1327	\$1858	\$1511	\$2115	\$1651	\$2311
Grade 2 Laminate	\$1290	\$1807	\$1371	\$1920	\$1568	\$2195	\$1722	\$2410
Wedge-Cut Veneer	\$2095	\$2933	\$2166	\$3032	\$2503	\$3504	\$2959	\$4142

## LINK LEG

- Master Class, page 276
- Product weights, page 382

## Standard Includes

- Height: 27.25"H
- 4" x 2" link leg: aluminum with powder coat color
- Leveling glides with adjustability range of 0.5"H: black plastic

## Required to Specify

- Product number
- Powder coat color number and name for leg  
► *Surface Materials*, page 126



**B000635**  
U.S. Canada

\$249 \$349

## Removable Snap Legs

► Master Class, pages 116, 276

► Product weights, page 382

### Standard Includes

- Height: adjustable from 26.5"H to 32.5"H in 1" increments
- Top: 1.25" particle board core with laminate or straight-grain wood veneer surface
- Vinyl edge band, if selected—flat with injection-molded transitional corners: black
- Wood edge band, if selected—flat with square corners: butt-jointed and stained to match the top
- Four 2.5" x 1.75" removable snap legs: extruded aluminum and die-cast aluminum head with single powder coat color and black tubular steel foot
- Leveling glides with adjustability range of 0.5"H: black plastic
- Integral wire manager in leg to accommodate up to two 0.375"-diameter cords
- Shipped K.D.

### Required to Specify

- Product number
- Powder coat color number and name for legs
- Laminate or wood color number and name for top
- Edge selection: vinyl or wood
- Wood color number and name for wood edge, if selected  
*Exception: Wood edge will match the surface of a wood veneer top, so no color specification is needed.*  
*Tip: If you specify a wood edge on a top with wood grain laminate, the edge and the top may not match.*
- Options: if selected (see list)  
► *Surface Materials*, page 126

### Options

#### Flex ganger package ► page 127

Factory-installed flex gangers to join adjacent tables: black plastic

- End-to-end +\$60 U.S. **+\$84 Canada**
- Side-to-side +\$60 each U.S. **+\$84 each Canada**
- End-and-side +\$120 each U.S. **+\$168 each Canada**  
Specify "end-to-end (or side-to-side, or end-and-side) flex gangers."

### • Casters ► page 129

3"-diameter, locking, single-wheel casters to replace glides: black plastic

*Tip: Table height adjustment range changes to 28.5"H to 34.5"H when casters are specified.*

+\$103 U.S. **+\$144 Canada**

Specify by adding suffix **C** to product number.

### Factory-installed modesty panel ► page 277

Hinged, fold-flat panel with integral wire management channel: extruded aluminum with powder coat color

• 42"L +\$158 U.S. **+\$221 Canada**

• 48"L +\$168 U.S. **+\$235 Canada**

• 60"L +\$178 U.S. **+\$249 Canada**

• 72"L +\$190 U.S. **+\$266 Canada**

Specify "with factory-installed modesty panel" and select powder coat color number and name.

### • Grommets ► page 132

Factory-installed, 2"-diameter grommet with snap-out cover: black plastic only

+\$55 each U.S. **+\$77 each Canada**

Specify "with grommet left (right, or center)."

### Spheres ► page 134

Factory-installed opening and sphere to be installed on site: black plastic only

• PSP = Four simplex power outlets

+\$280 each U.S. **+\$392 each Canada**

• PCS = Two simplex power outlets and two data jack locations

+\$192 each U.S. **+\$269 each Canada**

• CSP = Four data jack locations

+\$127 each U.S. **+\$178 each Canada**

Specify "with sphere left (right, or center)" and indicate the specific type of sphere you want.

### • Grain-matched veneer\* ► page 120

### • Stain-to-match ► page 121

### Accessories

### • Stella keyboard support ► page 307

### • Interport\* ► page 308



\* Send us a drawing

✦ = Vecta Express,  
► Page 6



42"L x 24"W



**50611625**  
U.S. **Canada**



48"L x 24"W



**50621625**  
U.S. **Canada**



60"L x 24"W



**50631625**  
U.S. **Canada**



72"L x 24"W



**50641625**  
U.S. **Canada**

### Flat Vinyl Edge

Grade 1 Laminate	\$1061	<b>\$1485</b>	\$1066	<b>\$1492</b>	\$1093	<b>\$1530</b>	\$1108	<b>\$1551</b>
Grade 2 Laminate	\$1083	<b>\$1516</b>	\$1091	<b>\$1527</b>	\$1125	<b>\$1575</b>	\$1146	<b>\$1604</b>
Wood Veneer	\$1439	<b>\$2014</b>	\$1444	<b>\$2021</b>	\$1471	<b>\$2059</b>	\$1486	<b>\$2080</b>

### Flat Wood Edge

Grade 1 Laminate	\$1508	<b>\$2111</b>	\$1513	<b>\$2118</b>	\$1540	<b>\$2156</b>	\$1555	<b>\$2177</b>
Grade 2 Laminate	\$1530	<b>\$2142</b>	\$1538	<b>\$2153</b>	\$1572	<b>\$2201</b>	\$1593	<b>\$2230</b>
Wood Veneer	\$1886	<b>\$2640</b>	\$1891	<b>\$2647</b>	\$1918	<b>\$2685</b>	\$1933	<b>\$2706</b>

## Fixed Snap Legs

- Master Class, pages 116, 276  
 ► Product weights, page 382

**Standard Includes**

- Height: adjustable from 26.5"H to 32.5"H in 1" increments
- Top: 1.25" particle board core with laminate or straight-grain wood veneer surface
- Vinyl edge band, if selected—flat with injection-molded transitional corners: black
- Wood edge band, if selected—flat with square corners: butt-jointed and stained to match the top
- Four 2.5" x 1.75" fixed snap legs: extruded aluminum and die-cast aluminum head with single powder coat color and black tubular steel foot
- Leveling glides with adjustability range of 0.5"H: black plastic
- Integral wire manager in leg to accommodate up to two 0.375"-diameter cords
- Shipped K.D.

**Required to Specify**

- Product number
- Powder coat color number and name for legs
- Laminate or wood color number and name for top
- Edge selection: vinyl or wood
- Wood color number and name for wood edge, if selected  
*Exception: Wood edge will match the surface of a wood veneer top, so no color specification is needed.*  
*Tip: If you specify a wood edge on a top with wood grain laminate, the edge and the top may not match.*
- Options: if selected (see list)  
 ► *Surface Materials*, page 126

**Options****Flex ganger package** ► page 127

Factory-installed flex gangers to join adjacent tables:  
 black plastic

- End-to-end +\$60 U.S. **+\$84 Canada**
- Side-to-side +\$60 each U.S. **+\$84 each Canada**
- End-and-side +\$120 each U.S. **+\$168 each Canada**  
 Specify "end-to-end (or side-to-side, or end-and-side) flex gangers."

**• Casters** ► page 129

3"-diameter, locking, single-wheel casters to replace glides:  
 black plastic

*Tip: Table height adjustment range changes to 28.5"H to 34.5"H when casters are specified.*

+\$103 U.S. **+\$144 Canada**

Specify by adding suffix **C** to product number.

**Factory-installed modesty panel** ► page 277

Hinged, fold-flat panel with integral wire management channel: extruded aluminum with powder coat color

- 42"L +\$158 U.S. **+\$221 Canada**

- 48"L +\$168 U.S. **+\$235 Canada**

- 60"L +\$178 U.S. **+\$249 Canada**

- 72"L +\$190 U.S. **+\$266 Canada**

Specify "with factory-installed modesty panel" and select powder coat color number and name.

**• Grommets** ► page 132

Factory-installed, 2"-diameter grommet with snap-out cover:  
 black plastic only

+\$55 each U.S. **+\$77 each Canada**

Specify "with grommet left (right, or center)."

**Spheres** ► page 134

Factory-installed opening and sphere to be installed on site:  
 black plastic only

- PSP = Four simplex power outlets

+\$280 each U.S. **+\$392 each Canada**

- PCS = Two simplex power outlets and two data jack locations

+\$192 each U.S. **+\$269 each Canada**

- CSP = Four data jack locations

+\$127 each U.S. **+\$178 each Canada**

Specify "with sphere left (right, or center)" and indicate the specific type of sphere you want.

- **Grain-matched veneer\*** ► page 120

- **Stain-to-match** ► page 121

**Accessories**

- **Stella keyboard support** ► page 307

- **Interport\*** ► page 308



\* Send us a drawing

✱ = Vecta Express,  
 ► Page 6



42"L x 24"W



**50611655**

**U.S. Canada**



48"L x 24"W



**50621655**

**U.S. Canada**



60"L x 24"W



**50631655**

**U.S. Canada**



72"L x 24"W



**50641655**

**U.S. Canada**

## Flat Vinyl Edge

Grade 1 Laminate	\$ 977	<b>\$1368</b>	\$ 983	<b>\$1376</b>	\$1008	<b>\$1411</b>	\$1025	<b>\$1435</b>
Grade 2 Laminate	\$ 999	<b>\$1399</b>	\$1008	<b>\$1411</b>	\$1040	<b>\$1456</b>	\$1063	<b>\$1488</b>
Wood Veneer	\$1355	<b>\$1897</b>	\$1361	<b>\$1905</b>	\$1386	<b>\$1940</b>	\$1403	<b>\$1964</b>

## Flat Wood Edge

Grade 1 Laminate	\$1424	<b>\$1994</b>	\$1429	<b>\$2000</b>	\$1455	<b>\$2037</b>	\$1472	<b>\$2061</b>
Grade 2 Laminate	\$1446	<b>\$2025</b>	\$1454	<b>\$2035</b>	\$1487	<b>\$2082</b>	\$1510	<b>\$2114</b>
Wood Veneer	\$1802	<b>\$2523</b>	\$1807	<b>\$2529</b>	\$1833	<b>\$2566</b>	\$1850	<b>\$2590</b>

## Removable Snap Legs

► Master Class, pages 116, 276

► Product weights, page 382

## Standard Includes

- Height: adjustable from 26.5"H to 32.5"H in 1" increments
- Top: 1.25" particle board core with laminate or straight-grain wood veneer surface
- Vinyl edge band, if selected—flat with injection-molded transitional corners: black
- Wood edge band, if selected—flat with square corners: butt-jointed and stained to match the top
- Four 2.5" x 1.75" removable snap legs: extruded aluminum and die-cast aluminum head with single powder coat color and black tubular steel foot
- Leveling glides with adjustability range of 0.5"H: black plastic
- Integral wire manager in leg to accommodate up to two 0.375"-diameter cords
- Shipped K.D.

## Required to Specify

- Product number
- Powder coat color number and name for legs
- Laminate or wood color number and name for top
- Edge selection: vinyl or wood
- Wood color number and name for wood edge, if selected  
*Exception: Wood edge will match the surface of a wood veneer top, so no color specification is needed.*  
*Tip: If you specify a wood edge on a top with wood grain laminate, the edge and the top may not match.*
- Options: if selected (see list)  
► *Surface Materials*, page 126

## Options

## Flex ganger package ► page 127

Factory-installed flex gangers to join adjacent tables: black plastic

- End-to-end +\$60 U.S. **+\$84 Canada**
- Side-to-side +\$60 each U.S. **+\$84 each Canada**
- End-and-side +\$120 each U.S. **+\$168 each Canada**  
Specify "end-to-end (or side-to-side, or end-and-side) flex gangers."

## • Casters ► page 129

3"-diameter, locking, single-wheel casters to replace glides: black plastic

*Tip: Table height adjustment range changes to 28.5"H to 34.5"H when casters are specified.*+\$103 U.S. **+\$144 Canada**Specify by adding suffix **C** to product number.

## • Factory-installed modesty panel ► page 277

Hinged, fold-flat panel with integral wire management channel: extruded aluminum with powder coat color

• 42"L +\$158 U.S. **+\$221 Canada**• 48"L +\$168 U.S. **+\$235 Canada**• 60"L +\$178 U.S. **+\$249 Canada**• 72"L +\$190 U.S. **+\$266 Canada**

Specify "with factory-installed modesty panel" and select powder coat color number and name.

## • Grommets ► page 132

Factory-installed, 2"-diameter grommet with snap-out cover: black plastic only

+\$55 each U.S. **+\$77 each Canada**

Specify "with grommet left (right, or center)."

## • Spheres ► page 134

Factory-installed opening and sphere to be installed on site: black plastic only

• PSP = Four simplex power outlets

+\$280 each U.S. **+\$392 each Canada**

• PCS = Two simplex power outlets and two data jack locations

+\$192 each U.S. **+\$269 each Canada**

• CSP = Four data jack locations

+\$127 each U.S. **+\$178 each Canada**

Specify "with sphere left (right, or center)" and indicate the specific type of sphere you want.

## • Grain-matched veneer\* ► page 120

## • Stain-to-match ► page 121

## Accessories

## • Stella keyboard support ► page 307

## • Interport\* ► page 308



\* Send us a drawing



42"L x 30"W

**50612625**

U.S.

Canada



48"L x 30"W

**50622625**

U.S.

Canada



60"L x 30"W

**50632625**

U.S.

Canada



72"L x 30"W

**50642625**

U.S.

Canada

\* = Vecta Express,  
► Page 6

## Flat Vinyl Edge

Grade 1 Laminate	\$1189	<b>\$1665</b>	\$1209	<b>\$1693</b>	\$1241	<b>\$1737</b>	\$1262	<b>\$1767</b>
Grade 2 Laminate	\$1217	<b>\$1704</b>	\$1241	<b>\$1738</b>	\$1281	<b>\$1793</b>	\$1309	<b>\$1833</b>
Wood Veneer	\$1715	<b>\$2401</b>	\$1735	<b>\$2429</b>	\$1767	<b>\$2473</b>	\$1788	<b>\$2503</b>

## Flat Wood Edge

Grade 1 Laminate	\$1692	<b>\$2369</b>	\$1712	<b>\$2397</b>	\$1744	<b>\$2441</b>	\$1765	<b>\$2471</b>
Grade 2 Laminate	\$1720	<b>\$2408</b>	\$1744	<b>\$2442</b>	\$1784	<b>\$2497</b>	\$1812	<b>\$2537</b>
Wood Veneer	\$2218	<b>\$3105</b>	\$2238	<b>\$3133</b>	\$2270	<b>\$3177</b>	\$2291	<b>\$3207</b>

## Fixed Snap Legs

- Master Class, pages 116, 276  
► Product weights, page 382

**Standard Includes**

- Height: adjustable from 26.5"H to 32.5"H in 1" increments
- Top: 1.25" particle board core with laminate or straight-grain wood veneer surface
- Vinyl edge band, if selected—flat with injection-molded transitional corners: black
- Wood edge band, if selected—flat with square corners: butt-jointed and stained to match the top
- Four 2.5" x 1.75" fixed snap legs: extruded aluminum and die-cast aluminum head with single powder coat color and black tubular steel foot
- Leveling glides with adjustability range of 0.5"H: black plastic
- Integral wire manager in leg to accommodate up to two 0.375"-diameter cords
- Shipped K.D.

**Required to Specify**

- Product number
- Powder coat color number and name for legs
- Laminate or wood color number and name for top
- Edge selection: vinyl or wood
- Wood color number and name for wood edge, if selected  
*Exception: Wood edge will match the surface of a wood veneer top, so no color specification is needed.*  
*Tip: If you specify a wood edge on a top with wood grain laminate, the edge and the top may not match.*
- Options: if selected (see list)  
► *Surface Materials*, page 126

**Options****Flex ganger package** ► page 127

Factory-installed flex gangers to join adjacent tables:  
black plastic

- End-to-end +\$60 U.S. **+\$84 Canada**
- Side-to-side +\$60 each U.S. **+\$84 each Canada**
- End-and-side +\$120 each U.S. **+\$168 each Canada**  
Specify "end-to-end (or side-to-side, or end-and-side) flex gangers."

**Casters** ► page 129

3"-diameter, locking, single-wheel casters to replace glides:  
black plastic

*Tip: Table height adjustment range changes to 28.5"H to 34.5"H when casters are specified.*

+\$103 U.S. **+\$144 Canada**

Specify by adding suffix **C** to product number.

**Factory-installed modesty panel** ► page 277

Hinged, fold-flat panel with integral wire management channel: extruded aluminum with powder coat color

• 42"L +\$158 U.S. **+\$221 Canada**

• 48"L +\$168 U.S. **+\$235 Canada**

• 60"L +\$178 U.S. **+\$249 Canada**

• 72"L +\$190 U.S. **+\$266 Canada**

Specify "with factory-installed modesty panel" and select powder coat color number and name.

**Grommets** ► page 132

Factory-installed, 2"-diameter grommet with snap-out cover:  
black plastic only

+\$55 each U.S. **+\$77 each Canada**

Specify "with grommet left (right, or center)."

**Spheres** ► page 134

Factory-installed opening and sphere to be installed on site:  
black plastic only

• PSP = Four simplex power outlets

+\$280 each U.S. **+\$392 each Canada**

• PCS = Two simplex power outlets and two data jack locations

+\$192 each U.S. **+\$269 each Canada**

• CSP = Four data jack locations

+\$127 each U.S. **+\$178 each Canada**

Specify "with sphere left (right, or center)" and indicate the specific type of sphere you want.

• **Grain-matched veneer\*** ► page 120

• **Stain-to-match** ► page 121

**Accessories**

• **Stella keyboard support** ► page 307

• **Interport\*** ► page 308



\* Send us a drawing

✱ = Vecta Express,  
► Page 6



42"L x 30"W



**50612655**  
U.S. **Canada**



48"L x 30"W



**50622655**  
U.S. **Canada**



60"L x 30"W



**50632655**  
U.S. **Canada**



72"L x 30"W



**50642655**  
U.S. **Canada**

## Flat Vinyl Edge

Grade 1 Laminate	\$1104	<b>\$1546</b>	\$1125	<b>\$1575</b>	\$1157	<b>\$1620</b>	\$1177	<b>\$1648</b>
Grade 2 Laminate	\$1132	<b>\$1585</b>	\$1157	<b>\$1620</b>	\$1197	<b>\$1676</b>	\$1224	<b>\$1714</b>
Wood Veneer	\$1630	<b>\$2282</b>	\$1651	<b>\$2311</b>	\$1683	<b>\$2356</b>	\$1703	<b>\$2384</b>

## Flat Wood Edge

Grade 1 Laminate	\$1607	<b>\$2250</b>	\$1628	<b>\$2279</b>	\$1660	<b>\$2324</b>	\$1680	<b>\$2352</b>
Grade 2 Laminate	\$1635	<b>\$2289</b>	\$1660	<b>\$2324</b>	\$1700	<b>\$2380</b>	\$1727	<b>\$2418</b>
Wood Veneer	\$2133	<b>\$2986</b>	\$2154	<b>\$3015</b>	\$2186	<b>\$3060</b>	\$2206	<b>\$3088</b>

## Removable Snap Legs

- Master Class, pages 116, 276
- Product weights, page 382

### Standard Includes

- Height: adjustable from 26.5"H to 32.5"H in 1" increments
- Top: 1.25" particle board core with laminate or straight-grain wood veneer surface
- Vinyl edge band, if selected—flat with injection-molded transitional corners: black
- Wood edge band, if selected—flat with square corners: butt-jointed and stained to match the top
- Four 2.5" x 1.75" removable snap legs: extruded aluminum and die-cast aluminum head with single powder coat color and black tubular steel foot
- Leveling glides with adjustability range of 0.5"H: black plastic
- Integral wire manager in leg to accommodate up to two 0.375"-diameter cords
- Shipped K.D.

### Required to Specify

- Product number
- Powder coat color number and name for legs
- Laminate or wood color number and name for top
- Edge selection: vinyl or wood
- Wood color number and name for wood edge, if selected  
*Exception: Wood edge will match the surface of a wood veneer top, so no color specification is needed.*  
*Tip: If you specify a wood edge on a top with wood grain laminate, the edge and the top may not match.*
- Options: if selected (see list)  
► *Surface Materials*, page 126

### Options

#### Flex ganger package ► page 127

Factory-installed flex gangers to join adjacent tables: black plastic

- End-to-end +\$60 U.S. **+\$84 Canada**
- Side-to-side +\$60 each U.S. **+\$84 each Canada**
- End-and-side +\$120 each U.S. **+\$168 each Canada**  
Specify "end-to-end (or side-to-side, or end-and-side) flex gangers."

### • Casters ► page 129

3"-diameter, locking, single-wheel casters to replace glides: black plastic

*Tip: Table height adjustment range changes to 28.5"H to 34.5"H when casters are specified.*

+\$103 U.S. **+\$144 Canada**

Specify by adding suffix **C** to product number.

### Factory-installed modesty panel ► page 277

Hinged, fold-flat panel with integral wire management channel: extruded aluminum with powder coat color

- 42"L +\$158 U.S. **+\$221 Canada**
- 48"L +\$168 U.S. **+\$235 Canada**
- 60"L +\$178 U.S. **+\$249 Canada**
- 72"L +\$190 U.S. **+\$266 Canada**

Specify "with factory-installed modesty panel" and select powder coat color number and name.

### • Grommets ► page 132

Factory-installed, 2"-diameter grommet with snap-out cover: black plastic only

+\$55 each U.S. **+\$77 each Canada**

Specify "with grommet left (right, or center)."

### Spheres ► page 134

Factory-installed opening and sphere to be installed on site: black plastic only

- PSP = Four simplex power outlets  
+\$280 each U.S. **+\$392 each Canada**
- PCS = Two simplex power outlets and two data jack locations  
+\$192 each U.S. **+\$269 each Canada**
- CSP = Four data jack locations  
+\$127 each U.S. **+\$178 each Canada**  
Specify "with sphere left (right, or center)" and indicate the specific type of sphere you want.

### • Grain-matched veneer\* ► page 120

### • Stain-to-match ► page 121

### Accessories

### • Stella keyboard support ► page 307

### • Interport\* ► page 308



\* Send us a drawing



42"L x 36"W



**50613625**  
U.S. **Canada**



48"L x 36"W



**50623625**  
U.S. **Canada**



60"L x 36"W



**50633625**  
U.S. **Canada**



72"L x 36"W



**50643625**  
U.S. **Canada**

✂ = Vecta Express,  
► Page 6

### Flat Vinyl Edge

Grade 1 Laminate	\$1303	<b>\$1824</b>	\$1334	<b>\$1868</b>	\$1386	<b>\$1940</b>	\$1439	<b>\$2015</b>
Grade 2 Laminate	\$1337	<b>\$1872</b>	\$1372	<b>\$1921</b>	\$1433	<b>\$2006</b>	\$1496	<b>\$2095</b>
Wood Veneer	\$1878	<b>\$2629</b>	\$1909	<b>\$2673</b>	\$1961	<b>\$2745</b>	\$2014	<b>\$2820</b>

### Flat Wood Edge

Grade 1 Laminate	\$1806	<b>\$2528</b>	\$1837	<b>\$2572</b>	\$1889	<b>\$2644</b>	\$1942	<b>\$2719</b>
Grade 2 Laminate	\$1840	<b>\$2576</b>	\$1875	<b>\$2625</b>	\$1936	<b>\$2710</b>	\$1999	<b>\$2799</b>
Wood Veneer	\$2381	<b>\$3333</b>	\$2412	<b>\$3377</b>	\$2464	<b>\$3449</b>	\$2517	<b>\$3524</b>



## Fixed Snap Legs

- Master Class, pages 116, 276  
 ► Product weights, page 382

**Standard Includes**

- Height: adjustable from 26.5"H to 32.5"H in 1" increments
- Top: 1.25" particle board core with laminate or straight-grain wood veneer surface
- Vinyl edge band, if selected—flat with injection-molded transitional corners: black
- Wood edge band, if selected—flat with square corners: butt-jointed and stained to match the top
- Four 2.5" x 1.75" fixed snap legs: extruded aluminum and die-cast aluminum head with single powder coat color and black tubular steel foot
- Leveling glides with adjustability range of 0.5"H: black plastic
- Integral wire manager in leg to accommodate up to two 0.375"-diameter cords
- Shipped K.D.

**Required to Specify**

- Product number
- Powder coat color number and name for legs
- Laminate or wood color number and name for top
- Edge selection: vinyl or wood
- Wood color number and name for wood edge, if selected  
*Exception: Wood edge will match the surface of a wood veneer top, so no color specification is needed.*  
*Tip: If you specify a wood edge on a top with wood grain laminate, the edge and the top may not match.*
- Options: if selected (see list)  
 ► *Surface Materials*, page 126

**Options****Flex ganger package** ► page 127

Factory-installed flex gangers to join adjacent tables:  
 black plastic

- End-to-end +\$60 U.S. **+\$84 Canada**
- Side-to-side +\$60 each U.S. **+\$84 each Canada**
- End-and-side +\$120 each U.S. **+\$168 each Canada**  
 Specify "end-to-end (or side-to-side, or end-and-side) flex gangers."

**• Casters** ► page 129

3"-diameter, locking, single-wheel casters to replace glides:  
 black plastic

*Tip: Table height adjustment range changes to 28.5"H to 34.5"H when casters are specified.*

+\$103 U.S. **+\$144 Canada**

Specify by adding suffix **C** to product number.

**Factory-installed modesty panel** ► page 277

Hinged, fold-flat panel with integral wire management channel: extruded aluminum with powder coat color

- 42"L +\$158 U.S. **+\$221 Canada**

- 48"L +\$168 U.S. **+\$235 Canada**

- 60"L +\$178 U.S. **+\$249 Canada**

- 72"L +\$190 U.S. **+\$266 Canada**

Specify "with factory-installed modesty panel" and select powder coat color number and name.

**• Grommets** ► page 132

Factory-installed, 2"-diameter grommet with snap-out cover:  
 black plastic only

+\$55 each U.S. **+\$77 each Canada**

Specify "with grommet left (right, or center)."

**Spheres** ► page 134

Factory-installed opening and sphere to be installed on site:  
 black plastic only

- PSP = Four simplex power outlets

+\$280 each U.S. **+\$392 each Canada**

- PCS = Two simplex power outlets and two data jack locations

+\$192 each U.S. **+\$269 each Canada**

- CSP = Four data jack locations

+\$127 each U.S. **+\$178 each Canada**

Specify "with sphere left (right, or center)" and indicate the specific type of sphere you want.

- **Grain-matched veneer\*** ► page 120

- **Stain-to-match** ► page 121

**Accessories**

- **Stella keyboard support** ► page 307

- **Interport\*** ► page 308



\* Send us a drawing

				
	42"L x 36"W	48"L x 36"W	60"L x 36"W	72"L x 36"W
 = Vecta Express, ► Page 6	 <b>50613655</b> U.S. <b>Canada</b>	 <b>50623655</b> U.S. <b>Canada</b>	 <b>50633655</b> U.S. <b>Canada</b>	 <b>50643655</b> U.S. <b>Canada</b>

**Flat Vinyl Edge**

Grade 1 Laminate	\$1218	<b>\$1705</b>	\$1250	<b>\$1750</b>	\$1303	<b>\$1824</b>	\$1355	<b>\$1897</b>
Grade 2 Laminate	\$1252	<b>\$1753</b>	\$1288	<b>\$1803</b>	\$1350	<b>\$1890</b>	\$1412	<b>\$1977</b>
Wood Veneer	\$1793	<b>\$2510</b>	\$1825	<b>\$2555</b>	\$1878	<b>\$2629</b>	\$1930	<b>\$2702</b>

**Flat Wood Edge**

Grade 1 Laminate	\$1722	<b>\$2411</b>	\$1754	<b>\$2456</b>	\$1806	<b>\$2528</b>	\$1859	<b>\$2603</b>
Grade 2 Laminate	\$1756	<b>\$2459</b>	\$1792	<b>\$2509</b>	\$1853	<b>\$2594</b>	\$1916	<b>\$2683</b>
Wood Veneer	\$2297	<b>\$3216</b>	\$2329	<b>\$3261</b>	\$2381	<b>\$3333</b>	\$2434	<b>\$3408</b>

Removable Snap Legs

- Master Class, pages 116, 276
- Product weights, page 382

Standard Includes

- Height: adjustable from 26.5"H to 32.5"H in 1" increments
- Top: 1.25" particle board core with laminate or straight-grain wood veneer surface
- Vinyl edge band, if selected—flat with injection-molded transitional corners: black
- Wood edge band, if selected—flat with square corners: butt-jointed and stained to match the top
- Four 2.5" x 1.75" removable snap legs: extruded aluminum and die-cast aluminum head with single powder coat color and black tubular steel foot
- Leveling glides with adjustability range of 0.5"H: black plastic
- Integral wire manager in leg to accommodate up to two 0.375"-diameter cords
- Shipped K.D.

Required to Specify

- Product number
- Powder coat color number and name for legs
- Laminate or wood color number and name for top
- Edge selection: vinyl or wood
- Wood color number and name for wood edge, if selected  
*Exception: Wood edge will match the surface of a wood veneer top, so no color specification is needed.*  
*Tip: If you specify a wood edge on a top with wood grain laminate, the edge and the top may not match.*
- Options: if selected (see list)  
► *Surface Materials*, page 126

Options

Flex ganger package ► page 127

Factory-installed flex gangers to join adjacent tables:  
black plastic

- End-to-end +\$60 U.S. **+\$84 Canada**
- Side-to-side +\$60 each U.S. **+\$84 each Canada**
- End-and-side +\$120 each U.S. **+\$168 each Canada**  
Specify “end-to-end (or side-to-side, or end-and-side) flex gangers.”

• Casters ► page 129

3"-diameter, locking, single-wheel casters to replace glides:  
black plastic

*Tip: Table height adjustment range changes to 28.5"H to 34.5"H when casters are specified.*

+\$103 U.S. **+\$144 Canada**

Specify by adding suffix **C** to product number.

Factory-installed modesty panel ► page 277

Hinged, fold-flat panel with integral wire management  
channel: extruded aluminum with powder coat color

• 42"L +\$158 U.S. **+\$221 Canada**

• 48"L +\$168 U.S. **+\$235 Canada**

• 60"L +\$178 U.S. **+\$249 Canada**

• 72"L +\$190 U.S. **+\$266 Canada**

Specify “with factory-installed modesty panel” and select  
powder coat color number and name.

• Grommets ► page 132

Factory-installed, 2"-diameter grommet with snap-out cover:  
black plastic only

+\$55 each U.S. **+\$77 each Canada**

Specify “with grommet left (right, or center).”

Spheres ► page 134

Factory-installed opening and sphere to be installed on site:  
black plastic only

• PSP = Four simplex power outlets

+\$280 each U.S. **+\$392 each Canada**

• PCS = Two simplex power outlets and two data jack locations

+\$192 each U.S. **+\$269 each Canada**

• CSP = Four data jack locations

+\$127 each U.S. **+\$178 each Canada**

Specify “with sphere left (right, or center)” and indicate the  
specific type of sphere you want.

• Grain-matched veneer\* ► page 120

• Stain-to-match ► page 121

Accessories

• Stella keyboard support ► page 307

• Interport\* ► page 308



\* Send us a drawing



36" x 36"

**50436625**  
U.S. **Canada**



42" x 42"

**50442625**  
U.S. **Canada**



48" x 48"

**50448625**  
U.S. **Canada**



60" x 60"

**50460625**  
U.S. **Canada**

Flat Vinyl Edge

Grade 1 Laminate	\$1143	<b>\$1600</b>	\$1164	<b>\$1630</b>	\$1217	<b>\$1704</b>	\$1313	<b>\$1838</b>
Grade 2 Laminate	\$1172	<b>\$1641</b>	\$1203	<b>\$1685</b>	\$1267	<b>\$1774</b>	\$1392	<b>\$1949</b>
Wood Veneer	\$1718	<b>\$2405</b>	\$1739	<b>\$2435</b>	\$1792	<b>\$2509</b>	\$1888	<b>\$2643</b>

Flat Wood Edge

Grade 1 Laminate	\$1619	<b>\$2266</b>	\$1640	<b>\$2296</b>	\$1695	<b>\$2373</b>	\$1789	<b>\$2504</b>
Grade 2 Laminate	\$1648	<b>\$2307</b>	\$1679	<b>\$2351</b>	\$1745	<b>\$2443</b>	\$1868	<b>\$2615</b>
Wood Veneer	\$2194	<b>\$3071</b>	\$2215	<b>\$3101</b>	\$2270	<b>\$3178</b>	\$2364	<b>\$3309</b>



## Fixed Snap Legs

- Master Class, pages 116, 276
- Product weights, page 382

**Standard Includes**

- Height: adjustable from 26.5"H to 32.5"H in 1" increments
- Top: 1.25" particle board core with laminate or straight-grain wood veneer surface
- Vinyl edge band, if selected—flat with injection-molded transitional corners: black
- Wood edge band, if selected—flat with square corners: butt-jointed and stained to match the top
- Four 2.5" x 1.75" fixed snap legs: extruded aluminum and die-cast aluminum head with single powder coat color and black tubular steel foot
- Leveling glides with adjustability range of 0.5"H: black plastic
- Integral wire manager in leg to accommodate up to two 0.375"-diameter cords
- Shipped K.D.

**Required to Specify**

- Product number
- Powder coat color number and name for legs
- Laminate or wood color number and name for top
- Edge selection: vinyl or wood
- Wood color number and name for wood edge, if selected  
*Exception: Wood edge will match the surface of a wood veneer top, so no color specification is needed.*  
*Tip: If you specify a wood edge on a top with wood grain laminate, the edge and the top may not match.*
- Options: if selected (see list)  
► *Surface Materials*, page 126

**Options****Flex ganger package** ► page 127

Factory-installed flex gangers to join adjacent tables: black plastic

- End-to-end +\$60 U.S. **+\$84 Canada**
- Side-to-side +\$60 each U.S. **+\$84 each Canada**
- End-and-side +\$120 each U.S. **+\$168 each Canada**  
Specify "end-to-end (or side-to-side, or end-and-side) flex gangers."

**• Casters** ► page 129

3"-diameter, locking, single-wheel casters to replace glides: black plastic

*Tip: Table height adjustment range changes to 28.5"H to 34.5"H when casters are specified.*

+\$103 U.S. **+\$144 Canada**

Specify by adding suffix **C** to product number.

**Factory-installed modesty panel** ► page 277

Hinged, fold-flat panel with integral wire management channel: extruded aluminum with powder coat color

- 42"L +\$158 U.S. **+\$221 Canada**

- 48"L +\$168 U.S. **+\$235 Canada**

- 60"L +\$178 U.S. **+\$249 Canada**

- 72"L +\$190 U.S. **+\$266 Canada**

Specify "with factory-installed modesty panel" and select powder coat color number and name.

**• Grommets** ► page 132

Factory-installed, 2"-diameter grommet with snap-out cover: black plastic only

+\$55 each U.S. **+\$77 each Canada**

Specify "with grommet left (right, or center)."

**Spheres** ► page 134

Factory-installed opening and sphere to be installed on site: black plastic only

- PSP = Four simplex power outlets

+\$280 each U.S. **+\$392 each Canada**

- PCS = Two simplex power outlets and two data jack locations

+\$192 each U.S. **+\$269 each Canada**

- CSP = Four data jack locations

+\$127 each U.S. **+\$178 each Canada**

Specify "with sphere left (right, or center)" and indicate the specific type of sphere you want.

- **Grain-matched veneer\*** ► page 120

- **Stain-to-match** ► page 121

**Accessories**

- **Stella keyboard support** ► page 307

- **Interport\*** ► page 308



\* Send us a drawing



36" x 36"

**50436655**  
U.S. **Canada**



42" x 42"

**50442655**  
U.S. **Canada**



48" x 48"

**50448655**  
U.S. **Canada**



60" x 60"

**50460655**  
U.S. **Canada**

**Flat Vinyl Edge**

Grade 1 Laminate	\$1059	<b>\$1483</b>	\$1080	<b>\$1512</b>	\$1134	<b>\$1588</b>	\$1229	<b>\$1721</b>
Grade 2 Laminate	\$1088	<b>\$1524</b>	\$1119	<b>\$1567</b>	\$1184	<b>\$1658</b>	\$1308	<b>\$1832</b>
Wood Veneer	\$1634	<b>\$2288</b>	\$1655	<b>\$2317</b>	\$1709	<b>\$2393</b>	\$1804	<b>\$2526</b>

**Flat Wood Edge**

Grade 1 Laminate	\$1535	<b>\$2149</b>	\$1558	<b>\$2181</b>	\$1610	<b>\$2254</b>	\$1705	<b>\$2387</b>
Grade 2 Laminate	\$1564	<b>\$2190</b>	\$1597	<b>\$2236</b>	\$1660	<b>\$2324</b>	\$1784	<b>\$2498</b>
Wood Veneer	\$2110	<b>\$2954</b>	\$2133	<b>\$2986</b>	\$2185	<b>\$3059</b>	\$2280	<b>\$3192</b>

Removable Snap Legs

- Master Class, pages 116, 276
- Product weights, page 382

Standard Includes

- Height: adjustable from 26.5"H to 32.5"H in 1" increments
- Top: 1.25" particle board core with laminate or straight-grain wood veneer surface
- Vinyl edge band, if selected—flat with injection-molded transitional corners: black
- Wood edge band, if selected—flat with square corners: butt-jointed and stained to match the top
- Four 2.5" x 1.75" removable snap legs: extruded aluminum and die-cast aluminum head with single powder coat color and black tubular steel foot
- Leveling glides with adjustability range of 0.5"H: black plastic
- Integral wire manager in leg to accommodate up to two 0.375"-diameter cords
- Shipped K.D.

Required to Specify

- Product number
- Powder coat color number and name for legs
- Laminate or wood color number and name for top
- Edge selection: vinyl or wood
- Wood color number and name for wood edge, if selected  
*Exception: Wood edge will match the surface of a wood veneer top, so no color specification is needed.*  
*Tip: If you specify a wood edge on a top with wood grain laminate, the edge and the top may not match.*
- Options: if selected (see list)  
► *Surface Materials*, page 126

Options

Flex ganger package ► page 127

Factory-installed flex gangers to join adjacent tables:  
black plastic

- End-to-end +\$60 U.S. **+\$84 Canada**
- Side-to-side +\$60 each U.S. **+\$84 each Canada**
- End-and-side +\$120 each U.S. **+\$168 each Canada**  
Specify “end-to-end (or side-to-side, or end-and-side) flex gangers.”

• Casters ► page 129

3"-diameter, locking, single-wheel casters to replace glides:  
black plastic

*Tip: Table height adjustment range changes to 28.5"H to 34.5"H when casters are specified.*

+\$103 U.S. **+\$144 Canada**

Specify by adding suffix **C** to product number.

• Grommets ► page 132

Factory-installed, 2"-diameter grommet with snap-out cover:  
black plastic only

+\$55 each U.S. **+\$77 each Canada**

Specify “with grommet left (right, or center).”

• Spheres ► page 134

Factory-installed opening and sphere to be installed on site:  
black plastic only

• PSP = Four simplex power outlets

+\$280 each U.S. **+\$392 each Canada**

• PCS = Two simplex power outlets and two data jack locations

+\$192 each U.S. **+\$269 each Canada**

• CSP = Four data jack locations

+\$127 each U.S. **+\$178 each Canada**

Specify “with sphere left (right, or center)” and indicate the specific type of sphere you want.

• Grain-matched veneer\* ► page 120

• Stain-to-match ► page 121

Accessories

• Stella keyboard support ► page 307

• Interport\* ► page 308



\* Send us a drawing



60°  
48"L x 24"W

**51421625**  
U.S. **Canada**



60°  
60"L x 30"W

**51432625**  
U.S. **Canada**

Flat Vinyl Edge

Grade 1 Laminate	\$1133	<b>\$1586</b>	\$1238	<b>\$1733</b>
Grade 2 Laminate	\$1158	<b>\$1621</b>	\$1278	<b>\$1789</b>
Wood Veneer	\$1511	<b>\$2115</b>	\$1764	<b>\$2469</b>

Flat Wood Edge

Grade 1 Laminate	\$1636	<b>\$2290</b>	\$1741	<b>\$2437</b>
Grade 2 Laminate	\$1661	<b>\$2325</b>	\$1781	<b>\$2493</b>
Wood Veneer	\$2014	<b>\$2819</b>	\$2267	<b>\$3173</b>

## Fixed Snap Legs

- Master Class, pages 116, 276
- Product weights, page 382

**Standard Includes**

- Height: adjustable from 26.5"H to 32.5"H in 1" increments
- Top: 1.25" particle board core with laminate or straight-grain wood veneer surface
- Vinyl edge band, if selected—flat with injection-molded transitional corners: black
- Wood edge band, if selected—flat with square corners: butt-jointed and stained to match the top
- Four 2.5" x 1.75" fixed snap legs: extruded aluminum and die-cast aluminum head with single powder coat color and black tubular steel foot
- Leveling glides with adjustability range of 0.5"H: black plastic
- Integral wire manager in leg to accommodate up to two 0.375"-diameter cords
- Shipped K.D.

**Required to Specify**

- Product number
- Powder coat color number and name for legs
- Laminate or wood color number and name for top
- Edge selection: vinyl or wood
- Wood color number and name for wood edge, if selected  
*Exception: Wood edge will match the surface of a wood veneer top, so no color specification is needed.*  
*Tip: If you specify a wood edge on a top with wood grain laminate, the edge and the top may not match.*
- Options: if selected (see list)  
► *Surface Materials*, page 126

**Options**
**Flex ganger package** ► page 127

Factory-installed flex gangers to join adjacent tables:  
black plastic

- End-to-end +\$60 U.S. **+\$84 Canada**
- Side-to-side +\$60 each U.S. **+\$84 each Canada**
- End-and-side +\$120 each U.S. **+\$168 each Canada**  
Specify "end-to-end (or side-to-side, or end-and-side) flex gangers."

**• Casters** ► page 129

3"-diameter, locking, single-wheel casters to replace glides:  
black plastic

*Tip: Table height adjustment range changes to 28.5"H to 34.5"H when casters are specified.*

+\$103 U.S. **+\$144 Canada**

Specify by adding suffix **C** to product number.

**• Grommets** ► page 132

Factory installed, 2"-diameter grommet with snap-out cover:  
black plastic only

+\$55 each U.S. **+\$77 each Canada**

Specify "with grommet left (right, or center)."

**Spheres** ► page 134

Factory-installed opening and sphere to be installed on site:  
black plastic only

- PSP = Four simplex power outlets  
+\$280 each U.S. **+\$392 each Canada**
- PCS = Two simplex power outlets and two data jack locations  
+\$192 each U.S. **+\$269 each Canada**
- CSP = Four data jack locations  
+\$127 each U.S. **+\$178 each Canada**  
Specify "with sphere left (right, or center)" and indicate the specific type of sphere you want.

**• Grain-matched veneer\*** ► page 120

**• Stain-to-match** ► page 121

**Accessories**

- **Stella keyboard support** ► page 307
- **Interport\*** ► page 308



\* Send us a drawing



60°  
48"L x 24"W

**51421655**  
U.S. **Canada**



60°  
60"L x 30"W

**51432655**  
U.S. **Canada**

## Flat Vinyl Edge

Grade 1 Laminate	\$1049	<b>\$1469</b>	\$1154	<b>\$1616</b>
Grade 2 Laminate	\$1074	<b>\$1504</b>	\$1194	<b>\$1672</b>
Wood Veneer	\$1427	<b>\$1998</b>	\$1680	<b>\$2352</b>

## Flat Wood Edge

Grade 1 Laminate	\$1552	<b>\$2173</b>	\$1657	<b>\$2320</b>
Grade 2 Laminate	\$1577	<b>\$2208</b>	\$1697	<b>\$2376</b>
Wood Veneer	\$1930	<b>\$2702</b>	\$2183	<b>\$3056</b>

## Snap Legs

- Master Class, pages 116, 276
- Product weights, page 382

## Standard Includes

- Height: adjustable from 26.5"H to 32.5"H in 1" increments
- Top: 1.25" particle board core with laminate or straight-grain wood veneer surface
- Vinyl edge band, if selected—flat with injection-molded transitional corners: black
- Wood edge band, if selected—flat with square corners: butt-jointed and stained to match the top
- Three 2.5" x 1.75" snap legs: extruded aluminum and die-cast aluminum head with single powder coat color and black tubular steel foot
- Leveling glides with adjustability range of 0.5"H: black plastic
- Integral wire manager in leg to accommodate up to two 0.375"-diameter cords
- Shipped K.D.

## Required to Specify

- Product number
- Powder coat color number and name for legs
- Laminate or wood color number and name for top
- Edge selection: vinyl or wood
- Wood color number and name for wood edge, if selected  
*Exception: Wood edge will match the surface of a wood veneer top, so no color specification is needed.*  
*Tip: If you specify a wood edge on a top with wood grain laminate, the edge and the top may not match.*
- Options: if selected (see list)  
► *Surface Materials*, page 126

## Options

- **Flex ganger package** ► page 127  
Factory-installed flex gangers to join adjacent tables:  
black plastic  
+\$60 U.S. **+\$84 Canada**  
Specify "flex gangers."
- **Casters** ► page 129  
3"-diameter, locking, single-wheel casters to replace glides:  
black plastic  
*Tip: Table height adjustment range changes to 28.5"H to 34.5"H when casters are specified.*  
+\$75 U.S. **+\$105 Canada**  
Specify by adding suffix **C** to product number.
- **Grain-matched veneer\*** ► page 120
- **Stain-to-match** ► page 121



\* Send us a drawing



48"L x 24"W

**50348625**  
 U.S. **Canada**


60"L x 30"W

**50360625**  
 U.S. **Canada**


72"L x 36"W

**50372625**  
 U.S. **Canada**

## Removable Snap Legs

## Flat Vinyl Edge

Grade 1 Laminate	\$ 998	<b>\$1397</b>	\$1103	<b>\$1544</b>	\$1340	<b>\$1876</b>
Grade 2 Laminate	\$1023	<b>\$1432</b>	\$1143	<b>\$1600</b>	\$1397	<b>\$1956</b>
Wood Veneer	\$1376	<b>\$1926</b>	\$1629	<b>\$2280</b>	\$1915	<b>\$2681</b>

## Flat Wood Edge

Grade 1 Laminate	\$1415	<b>\$1981</b>	\$1572	<b>\$2201</b>	\$1809	<b>\$2533</b>
Grade 2 Laminate	\$1440	<b>\$2016</b>	\$1612	<b>\$2257</b>	\$1866	<b>\$2613</b>
Wood Veneer	\$1793	<b>\$2510</b>	\$2098	<b>\$2937</b>	\$2384	<b>\$3338</b>

**50348655**  
 U.S. **Canada**
**50360655**  
 U.S. **Canada**
**50372655**  
 U.S. **Canada**

## Fixed Snap Legs

## Flat Vinyl Edge

Grade 1 Laminate	\$ 935	<b>\$1309</b>	\$1040	<b>\$1456</b>	\$1276	<b>\$1786</b>
Grade 2 Laminate	\$ 960	<b>\$1344</b>	\$1080	<b>\$1512</b>	\$1333	<b>\$1866</b>
Wood Veneer	\$1313	<b>\$1838</b>	\$1566	<b>\$2192</b>	\$1851	<b>\$2591</b>

## Flat Wood Edge

Grade 1 Laminate	\$1352	<b>\$1893</b>	\$1509	<b>\$2113</b>	\$1745	<b>\$2443</b>
Grade 2 Laminate	\$1377	<b>\$1928</b>	\$1549	<b>\$2169</b>	\$1802	<b>\$2523</b>
Wood Veneer	\$1730	<b>\$2422</b>	\$2035	<b>\$2849</b>	\$2320	<b>\$3248</b>

- Master Class, pages 116, 276  
 ► Product weights, page 382

**Standard Includes**

- Top: 1.25" particle board core with laminate or straight-grain wood veneer surface
- Vinyl edge band, if selected—flat with injection-molded transitional corners: black
- Wood edge band, if selected—flat with square corners: butt-jointed and stained to match the top
- Connecting hardware
- Shipped K.D.

**Required to Specify**

- Product number
- Laminate or wood color number and name for top
- Edge selection: vinyl or wood
- Wood color number and name for wood edge, if selected  
*Exception: Wood edge will match the surface of a wood veneer top, so no color specification is needed.*  
*Tip: If you specify a wood edge on a top with wood grain laminate, the edge and the top may not match.*
- Options: if selected (see list)  
 ► *Surface Materials*, page 126

**Options**

- **Grain-matched veneer\*** ► page 120
- **Stain-to-match** ► page 121



\* Send us a drawing



90°  
24"W

**51091000**  
U.S. Canada



90°  
30"W

**51092000**  
U.S. Canada



90°  
36"W

**51093000**  
U.S. Canada

**Flat Vinyl Edge**

Grade 1 Laminate	\$ 244	\$ 342	\$ 267	\$ 374	\$ 293	\$ 410
Grade 2 Laminate	\$ 256	\$ 359	\$ 287	\$ 402	\$ 322	\$ 451
Wood Veneer	\$ 622	\$ 871	\$ 645	\$ 903	\$ 671	\$ 939

**Flat Wood Edge**

Grade 1 Laminate	\$ 691	\$ 968	\$ 770	\$1078	\$ 796	\$1114
Grade 2 Laminate	\$ 703	\$ 985	\$ 790	\$1106	\$ 825	\$1155
Wood Veneer	\$1069	\$1497	\$1148	\$1607	\$1174	\$1643

Field-Installed Horizontal Wire Manager for Reunion Seminar





- ▶ Master Class, page 277
- ▶ Product weights, page 382

Standard Includes

- Horizontal wire manager: black plastic
- Attachment hardware
- Installation instructions

Required to Specify

- Product number

			
42"L	48"L	60"L	72"L
<b>793442</b>	<b>793448</b>	<b>793460</b>	<b>793472</b>
U.S. <b>Canada</b>	U.S. <b>Canada</b>	U.S. <b>Canada</b>	U.S. <b>Canada</b>
\$60 <b>\$84</b>	\$70 <b>\$98</b>	\$80 <b>\$112</b>	\$90 <b>\$126</b>

Field-Installed Modesty Panel for Reunion Seminar

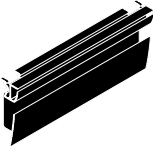
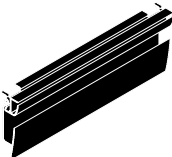






- ▶ Master Class, page 277
- ▶ Product weights, page 382

Standard Includes

- Modesty panel with integral horizontal wire manager: extruded aluminum with powder coat color
- Attachment hardware
- Installation instructions

Required to Specify

- Product number

			
42"L	48"L	60"L	72"L
 <b>793742</b>	 <b>793748</b>	 <b>793760</b>	 <b>793772</b>
U.S. <b>Canada</b>	U.S. <b>Canada</b>	U.S. <b>Canada</b>	U.S. <b>Canada</b>
\$158 <b>\$221</b>	\$168 <b>\$235</b>	\$178 <b>\$249</b>	\$190 <b>\$266</b>

 = Vecta Express,  
▶ Page 6

## Trolley

- Master Class, page 277
- Product weights, page 382

### Standard Includes

- Platform and rails: black textured paint
- Platform inserts allow legs to snap into place for secure transporting
- Protective bumpers: black plastic
- Two swivel and two fixed caster: non-marring, black plastic
- *Tip: Trolley can be used with all Reunion Collection and Reunion Seminar tops and legs.*
- Trolley can support up to 12 tops, 24 legs, or a combination of 4 tops and 18 legs for storage and transporting components.
- Shipped K.D.

### Required to Specify

- Product number



60"L x 31.75"W x 36"H

**793371**

**U.S. Canada**

\$1460 \$2044

## Stella Keyboard Support

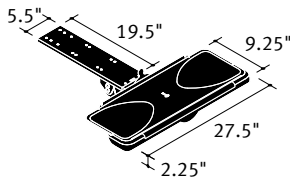
- Master Class, page 277
- Product weights, page 382

### Standard Includes

- Stella keyboard support from Details shipped with your Reunion table for installation on site: 6031 meteorite (grey)
- *Tip: Stella keyboard support requires 20"W worksurface.*
- *Tip: Stella keyboard support must be ordered with an accompanying table.*
- Shipped K.D.

### Required to Specify

- Product number



**CCSAF2 (VCT)**

**U.S. Canada**

\$405 \$567

### Interport

- ▶ Master Class, page 136
- ▶ Product weights, page 382

**Standard Includes**

- 7" x 5" module with hinged-door cover: plastic
- 6' power cord

*Tip: Send us a drawing with measurements indicating the exact location(s) in the table. If the locations are possible without any other changes to the table, we will manufacture the top with the cutouts at no additional charges and ship the Interports separately, for field installation. However, if your requested locations require changes to the standard table design, you will incur additional charges.*

*Tip: If you do not send us a drawing, we will ship the module with instructions and a hole-cutting template for field installation.*



**793381**  
U.S.     **Canada**

**Required to Specify**

- Product number
- Color number and name: F01 Nickel, F02 Silver Mica, F03 Charcoal Mica, or F04 Matte Black

\$235     **\$329**



- Master Class, page 116
- Product weights, page 382

#### Standard Includes

- Height: 28.5"H  
*Tip: Special-height Cafe tables are available for some table sizes.*  
► Pages 176–177
- Top: 1.25" particle board core with laminate or straight-grain or wedge-cut wood veneer surface
- Edge: self-edge laminate, Rizzi Arc ribbed vinyl, self-edge wood veneer, or solid wood convex, beveled, knife, or waterfall edge  
*Exception: Waterfall edge is not available on round top.*
- Base: oval, tubular steel arcs welded to 2.5"-diameter column with powder coat color
- 19" cast aluminum technology spider ► page 146
- Leveling glides: non-marring, black plastic
- Shipped K.D.

#### Required to Specify

- Product number
- Powder coat color number and name for legs
- Laminate or wood color number and name for top. Specify straight-grain or wedge-cut veneer.
- Edge selection:
  - Self-edge laminate or wood veneer to match top
  - Rizzi Arc ribbed vinyl: colors at right
  - Solid wood convex, beveled, knife, or waterfall edge
- Vinyl color number and name for Rizzi Arc ribbed vinyl edge, if selected: 6670 Black, 6671 Warm White, 6672 Smoke, or 6673 Woodrose

- Wood color number and name for wood edge, if selected  
*Exception: Wood edge will match the surface of a wood veneer top, so no color specification is needed.*  
*Tip: If you specify a wood edge on a top with wood grain laminate, the edge and the top may not match.*
- Options: if selected (see list)  
► Surface Materials, page 126

#### Options

- **Flip top** ► page 129
  - Flip top on tables 42" or less to allow compact storage of tables that are not in use.  
+\$117 U.S. **+\$164 Canada**  
Specify by adding suffix **F** to product number.
- **Stain-to-match** ► page 121
- **Special table height** ► page 129
- **Grommets** ► page 132
- **Spheres** ► page 134

#### Accessories

- **Interport\*** ► page 319



\* Send us a drawing

	Round		Square			
	36" diameter	42" diameter	30" x 30"	36" x 36"	42" x 42"	
= Vecta Express, ► Page 6	<b>334200</b> U.S. <b>Canada</b>	<b>335200</b> U.S. <b>Canada</b>	<b>478200</b> U.S. <b>Canada</b>	<b>481200</b> U.S. <b>Canada</b>	<b>431200</b> U.S. <b>Canada</b>	

#### Self Edge or Rizzi Arc Ribbed Vinyl Edge

Grade 1 Laminate	\$ 507	<b>\$ 710</b>	\$ 538	<b>\$ 753</b>	\$ 450	<b>\$ 630</b>	\$ 525	<b>\$ 735</b>	\$ 615	<b>\$ 861</b>
Grade 2 Laminate	\$ 537	<b>\$ 752</b>	\$ 578	<b>\$ 809</b>	\$ 470	<b>\$ 658</b>	\$ 555	<b>\$ 777</b>	\$ 655	<b>\$ 917</b>
Wood Veneer	\$ 857	<b>\$1200</b>	\$1073	<b>\$1502</b>	\$ 850	<b>\$1190</b>	\$ 927	<b>\$1298</b>	\$1131	<b>\$1583</b>
Wedge-Cut Veneer	\$1859	<b>\$2603</b>	\$2450	<b>\$3430</b>	N.A.	<b>N.A.</b>	N.A.	<b>N.A.</b>	N.A.	<b>N.A.</b>

#### Convex Wood Edge

Grade 1 Laminate	\$1145	<b>\$1603</b>	\$1192	<b>\$1669</b>	\$ 773	<b>\$1082</b>	\$1151	<b>\$1611</b>	\$1233	<b>\$1726</b>
Grade 2 Laminate	\$1175	<b>\$1645</b>	\$1232	<b>\$1725</b>	\$ 793	<b>\$1110</b>	\$1181	<b>\$1653</b>	\$1273	<b>\$1782</b>
Wood Veneer	\$1495	<b>\$2093</b>	\$1127	<b>\$2418</b>	\$1173	<b>\$1642</b>	\$1553	<b>\$2174</b>	\$1749	<b>\$2449</b>
Wedge-Cut Veneer	\$2497	<b>\$3496</b>	\$3104	<b>\$4346</b>	N.A.	<b>N.A.</b>	N.A.	<b>N.A.</b>	N.A.	<b>N.A.</b>

#### Beveled Wood Edge

Grade 1 Laminate	\$1245	<b>\$1743</b>	\$1300	<b>\$1820</b>	\$ 963	<b>\$1348</b>	\$1284	<b>\$1798</b>	\$1340	<b>\$1876</b>
Grade 2 Laminate	\$1275	<b>\$1785</b>	\$1340	<b>\$1876</b>	\$ 983	<b>\$1376</b>	\$1314	<b>\$1840</b>	\$1380	<b>\$1932</b>
Wood Veneer	\$1595	<b>\$2233</b>	\$1835	<b>\$2569</b>	\$1363	<b>\$1908</b>	\$1686	<b>\$2360</b>	\$1856	<b>\$2598</b>
Wedge-Cut Veneer	\$2597	<b>\$3636</b>	\$3212	<b>\$4497</b>	N.A.	<b>N.A.</b>	N.A.	<b>N.A.</b>	N.A.	<b>N.A.</b>


#### Knife Wood Edge or Waterfall Wood Edge

Grade 1 Laminate	N.A.	<b>N.A.</b>	\$1503*	<b>\$2104*</b>	\$1014	<b>\$1420</b>	\$1347	<b>\$1886</b>	\$1416	<b>\$1982</b>
Grade 2 Laminate	N.A.	<b>N.A.</b>	\$1543*	<b>\$2160*</b>	\$1034	<b>\$1448</b>	\$1377	<b>\$1928</b>	\$1456	<b>\$2038</b>
Wood Veneer	N.A.	<b>N.A.</b>	\$2038*	<b>\$2853*</b>	\$1414	<b>\$1980</b>	\$1749	<b>\$2449</b>	\$1932	<b>\$2705</b>
Wedge-Cut Veneer	N.A.	<b>N.A.</b>	\$3415*	<b>\$4781*</b>	N.A.	<b>N.A.</b>	N.A.	<b>N.A.</b>	N.A.	<b>N.A.</b>

\*Available in knife wood edge only.

20"W and 24"W

- Master Class, page 116
- Product weights, page 382

<p><b>Standard Includes</b></p> <ul style="list-style-type: none"><li>• Height: 28.5"H</li><li>• Top: 1.25" particle board core with laminate or straight-grain wood veneer surface</li><li>• Edge: self-edge laminate, Rizzi Arc ribbed vinyl, self-edge wood veneer, or solid wood convex, beveled, knife, or waterfall edge</li><li>• Legs: steel with powder coat color</li><li>• Glides: non-marring, black plastic</li><li>• Threaded inserts in underside of top for end-to-end ganging ► Order bar ganger package separately, page 317.</li><li>• Shipped K.D.</li></ul> <p><b>Required to Specify</b></p> <ul style="list-style-type: none"><li>• Product number</li><li>• Powder coat color number and name for base</li><li>• Laminate or wood color number and name for top</li><li>• Edge selection:<ul style="list-style-type: none"><li>– Self-edge laminate or wood veneer to match top</li><li>– Rizzi Arc ribbed vinyl: colors below</li><li>– Solid wood convex, beveled, knife, or waterfall edge</li></ul></li><li>• Vinyl color number and name for Rizzi Arc ribbed vinyl edge, if selected: 6670 Black, 6671 Warm White, 6672 Smoke , or 6673 Woodrose</li><li>• Wood color number and name for wood edge, if selected <i>Exception: Wood edge will match the surface of a wood veneer top, so no color specification is needed.</i> <i>Tip: If you specify a wood edge on a top with wood grain laminate, the edge and the top may not match.</i></li><li>• Options: if selected (see list) ► <i>Surface Materials</i>, page 126</li></ul>	<p><b>Options</b></p> <p><b>Flex ganger package</b> ► page 127 Factory-installed flex gangers to join adjacent tables: black plastic</p> <ul style="list-style-type: none"><li>• End-to-end +\$60 U.S. <b>+\$84 Canada</b></li><li>• Side-to-side +\$60 each U.S. <b>+\$84 each Canada</b></li><li>• End-and-side +\$120 each U.S. <b>+\$168 each Canada</b> Specify “<i>end-to-end (or side-to-side, or end-and-side) flex gangers.</i>”</li></ul> <p>• <b>Grommets</b> ► page 132 Factory-installed, 2"-diameter grommet with snap-out cover: black plastic only +\$55 each U.S. <b>+\$77 each Canada</b> Specify “<i>with grommet left (right, or center).</i>”</p> <p>• <b>Grain-matched veneer*</b> ► page 120</p> <p>• <b>Stain-to-match</b> ► page 121</p> <p>• <b>Spheres</b> ► page 134</p>
<p><b>Accessories</b></p> <ul style="list-style-type: none"><li>• <b>Modesty panels</b> ► page 317</li><li>• <b>Bar ganger package</b> ► page 317</li><li>• <b>Stella keyboard support</b> ► page 318</li><li>• <b>Interport*</b> ► page 319</li></ul> <div> * Send us a drawing</div>	

	20"W		24"W		24"W		24"W		24"W	
										
	60"L x 20"W		72"L x 20"W		60"L x 24"W		72"L x 24"W		84"L x 24"W	
	<b>423231</b>		<b>440231</b>		<b>463232</b>		<b>464232</b>		<b>465232</b>	
	U.S.      Canada		U.S.      Canada		U.S.      Canada		U.S.      Canada		U.S.      Canada	
Self Edge or Rizzi Arc Ribbed Vinyl Edge										
Grade 1 Laminate	\$ 556	<b>\$ 778</b>	\$ 580	<b>\$ 812</b>	\$ 571	<b>\$ 799</b>	\$ 594	<b>\$ 832</b>	\$ 731	<b>\$1023</b>
Grade 2 Laminate	\$ 589	<b>\$ 824</b>	\$ 619	<b>\$ 867</b>	\$ 604	<b>\$ 845</b>	\$ 633	<b>\$ 887</b>	\$ 776	<b>\$1086</b>
Wood Veneer	\$1256	<b>\$1758</b>	\$1293	<b>\$1810</b>	\$1271	<b>\$1779</b>	\$1307	<b>\$1830</b>	\$1713	<b>\$2398</b>
Convex Wood Edge										
Grade 1 Laminate	\$1133	<b>\$1586</b>	\$1157	<b>\$1620</b>	\$1147	<b>\$1606</b>	\$1171	<b>\$1639</b>	\$1538	<b>\$2153</b>
Grade 2 Laminate	\$1166	<b>\$1672</b>	\$1196	<b>\$1674</b>	\$1180	<b>\$1652</b>	\$1210	<b>\$1694</b>	\$1583	<b>\$2216</b>
Wood Veneer	\$1833	<b>\$2566</b>	\$1870	<b>\$2618</b>	\$1847	<b>\$2586</b>	\$1884	<b>\$2638</b>	\$2520	<b>\$3528</b>
Beveled Wood Edge										
Grade 1 Laminate	\$1179	<b>\$1651</b>	\$1202	<b>\$1683</b>	\$1194	<b>\$1672</b>	\$1216	<b>\$1702</b>	\$1602	<b>\$2243</b>
Grade 2 Laminate	\$1212	<b>\$1697</b>	\$1241	<b>\$1737</b>	\$1227	<b>\$1718</b>	\$1255	<b>\$1757</b>	\$1647	<b>\$2306</b>
Wood Veneer	\$1879	<b>\$2631</b>	\$1915	<b>\$2681</b>	\$1894	<b>\$2652</b>	\$1929	<b>\$2701</b>	\$2584	<b>\$3618</b>
Knife Wood Edge or Waterfall Wood Edge										
Grade 1 Laminate	\$1258	<b>\$1761</b>	\$1286	<b>\$1800</b>	\$1273	<b>\$1782</b>	\$1301	<b>\$1821</b>	\$1715	<b>\$2401</b>
Grade 2 Laminate	\$1291	<b>\$1807</b>	\$1325	<b>\$1855</b>	\$1306	<b>\$1828</b>	\$1340	<b>\$1876</b>	\$1760	<b>\$2464</b>
Wood Veneer	\$1958	<b>\$2741</b>	\$1999	<b>\$2799</b>	\$1973	<b>\$2762</b>	\$2014	<b>\$2820</b>	\$2697	<b>\$3776</b>

## 20"W and 24"W

- Master Class, page 116
- Product weights, page 382

**Standard Includes**

- Height: 28.5"H
- Top: 1.25" lightweight honeycomb core with particle board frame and laminate surface
- Edge: Rizzi Arc ribbed vinyl edge
- Legs: steel with powder coat color
- Folding mechanism with dual-arc motion to allow legs to fold flush with the underside of top
- Glides: non-marring, black plastic
- Threaded inserts in underside of top for end-to-end ganging  
► Order bar ganger package separately, page 317.
- Shipped K.D.

**Required to Specify**

- Product number
- Powder coat color number and name for base
- Laminate color number and name for top
- Vinyl color number and name for Rizzi Arc ribbed vinyl edge: 6670 Black, 6671 Warm White, 6672 Smoke, or 6673 Woodrose
- Options: if selected (see list)  
► *Surface Materials*, page 126

**Options****Flex ganger package** ► page 127

Factory-installed flex gangers to join adjacent tables:  
black plastic

- End-to-end +\$60 U.S. **+\$84 Canada**
- Side-to-side +\$60 each U.S. **+\$84 each Canada**
- End-and-side +\$120 each U.S. **+\$168 each Canada**  
Specify "end-to-end (or side-to-side, or end-and-side) flex gangers."

• **Grommets** ► page 132

Factory-installed, 2"-diameter grommet with snap-out cover:  
black plastic only

+\$55 each U.S. **+\$77 each Canada**

Specify "with grommet left (right, or center)."

• **Spheres** ► page 134

Factory-installed opening and sphere to be installed on site:  
black plastic only

- PSP = Four simplex power outlets  
+\$280 each U.S. **+\$392 each Canada**
- PCS = Two simplex power outlets and two data jack locations  
+\$192 each U.S. **+\$269 each Canada**
- CSP = Four data jack locations  
+\$127 each U.S. **+\$178 each Canada**  
Specify "with sphere left (right, or center)" and indicate the specific type of sphere you want.

**Accessories**

- **Modesty panels** ► page 317
- **Bar ganger package** ► page 317
- **Interport\*** ► page 319



\* Send us a drawing

	20"W		24"W			
	60"L x 20"W		72"L x 20"W			
	60"L x 24"W		72"L x 24"W			
	84"L x 24"W					
= Vecta Express, ► Page 6	<b>181221</b> U.S. <b>Canada</b>	<b>191221</b> U.S. <b>Canada</b>	<b>182222</b> U.S. <b>Canada</b>	<b>192222</b> U.S. <b>Canada</b>	<b>172222</b> U.S. <b>Canada</b>	
<b>Rizzi Arc Ribbed Vinyl Edge</b>						
Grade 1 Laminate	\$705	<b>\$ 987</b>	\$729	<b>\$1021</b>	\$705	<b>\$ 987</b>
Grade 2 Laminate	\$738	<b>\$1033</b>	\$768	<b>\$1076</b>	\$729	<b>\$1021</b>
					\$865	<b>\$1211</b>
					\$910	<b>\$1274</b>

30"W

- Master Class, page 116
- Product weights, page 382

<b>Standard Includes</b> <ul style="list-style-type: none"><li>• Height: 28.5"H</li><li>• Top: 1.25" particle board core with laminate or straight-grain wood veneer surface</li><li>• Edge: self-edge laminate, Rizzi Arc ribbed vinyl, self-edge wood veneer, or solid wood convex, beveled, knife, or waterfall edge</li><li>• Legs: steel with powder coat color</li><li>• Glides: non-marring, black plastic</li><li>• Threaded inserts in underside of top for end-to-end ganging<ul style="list-style-type: none"><li>► Order bar ganger package separately, page 317.</li></ul></li><li>• Shipped K.D.</li></ul> <b>Required to Specify</b> <ul style="list-style-type: none"><li>• Product number</li><li>• Powder coat color number and name for base</li><li>• Laminate or wood color number and name for top</li><li>• Edge selection:<ul style="list-style-type: none"><li>– Self-edge laminate or wood veneer to match top</li><li>– Rizzi Arc ribbed vinyl: colors below</li><li>– Solid wood convex, beveled, knife, or waterfall edge</li></ul></li><li>• Vinyl color number and name for Rizzi Arc ribbed vinyl edge, if selected: 6670 Black, 6671 Warm White, 6672 Smoke , or 6673 Woodrose</li><li>• Wood color number and name for wood edge, if selected<ul style="list-style-type: none"><li><i>Exception: Wood edge will match the surface of a wood veneer top, so no color specification is needed.</i></li><li><i>Tip: If you specify a wood edge on a top with wood grain laminate, the edge and the top may not match.</i></li></ul></li><li>• Options: if selected (see list)<ul style="list-style-type: none"><li>► <i>Surface Materials</i>, page 126</li></ul></li></ul>
--

<b>Options</b> <p><b>Flex ganger package</b> ► page 127 Factory-installed flex gangers to join adjacent tables: black plastic</p> <ul style="list-style-type: none"><li>• End-to-end +\$60 U.S. <b>+\$84 Canada</b></li><li>• Side-to-side +\$60 each U.S. <b>+\$84 each Canada</b></li><li>• End-and-side +\$120 each U.S. <b>+\$168 each Canada</b> Specify “<i>end-to-end (or side-to-side, or end-and-side) flex gangers.</i>”</li></ul> <ul style="list-style-type: none"><li>• <b>Grommets</b> ► page 132 Factory-installed, 2"-diameter grommet with snap-out cover: black plastic only +\$55 each U.S. <b>+\$77 each Canada</b> Specify “<i>with grommet left (right, or center).</i>”</li><li>• <b>Spheres</b> ► page 134</li><li>• <b>Grain-matched veneer*</b> ► page 120</li><li>• <b>Stain-to-match</b> ► page 121</li></ul>
<b>Accessories</b> <ul style="list-style-type: none"><li>• <b>Modesty panels</b> ► page 317</li><li>• <b>Bar ganger package</b> ► page 317</li><li>• <b>Stella keyboard support</b> ► page 318</li><li>• <b>Interport*</b> ► page 319</li></ul> <div> * Send us a drawing</div>

30"W



60"L x 30"W

**473232**  
U.S. **Canada**



72"L x 30"W

**474232**  
U.S. **Canada**



84"L x 30"W

**475232**  
U.S. **Canada**

Self Edge or Rizzi Arc Ribbed Vinyl Edge

Grade 1 Laminate	\$ 588	<b>\$ 823</b>	\$ 615	<b>\$ 861</b>	\$ 735	<b>\$ 1029</b>
Grade 2 Laminate	\$ 629	<b>\$ 880</b>	\$ 663	<b>\$ 928</b>	\$ 793	<b>\$ 1110</b>
Wood Veneer	\$1301	<b>\$1821</b>	\$1345	<b>\$1883</b>	\$1803	<b>\$2524</b>

Convex Wood Edge

Grade 1 Laminate	\$1133	<b>\$1586</b>	\$1159	<b>\$1623</b>	\$1507	<b>\$2110</b>
Grade 2 Laminate	\$1174	<b>\$1644</b>	\$1207	<b>\$1690</b>	\$1565	<b>\$2191</b>
Wood Veneer	\$1846	<b>\$2584</b>	\$1279	<b>\$1791</b>	\$2575	<b>\$3605</b>

Beveled Wood Edge

Grade 1 Laminate	\$1179	<b>\$1651</b>	\$1207	<b>\$1690</b>	\$1571	<b>\$2199</b>
Grade 2 Laminate	\$1220	<b>\$1708</b>	\$1255	<b>\$1757</b>	\$1629	<b>\$2281</b>
Wood Veneer	\$1892	<b>\$2649</b>	\$1327	<b>\$1858</b>	\$2639	<b>\$3695</b>

Knife Wood Edge or Waterfall Wood Edge

Grade 1 Laminate	\$1260	<b>\$1764</b>	\$1290	<b>\$1806</b>	\$1688	<b>\$2363</b>
Grade 2 Laminate	\$1301	<b>\$1821</b>	\$1338	<b>\$1873</b>	\$1746	<b>\$2444</b>
Wood Veneer	\$1973	<b>\$2762</b>	\$1410	<b>\$1974</b>	\$2756	<b>\$3858</b>

30"W

- Master Class, page 116
- Product weights, page 382

**Standard Includes**

- Height: 28.5"H
- Top: 1.25" lightweight honeycomb core with particle board frame and laminate surface
- Edge: Rizzi Arc ribbed vinyl edge
- Legs: steel with powder coat color
- Folding mechanism with dual-arc motion to allow legs to fold flush with the underside of top
- Glides: non-marring, black plastic
- Threaded inserts in underside of top for end-to-end ganging
  - Order bar ganger package separately, page 317.
- Shipped K.D.

**Required to Specify**

- Product number
- Powder coat color number and name for base
- Laminate color number and name for top
- Vinyl color number and name for Rizzi Arc ribbed vinyl edge: 6670 Black, 6671 Warm White, 6672 Smoke, or 6673 Woodrose
- Options: if selected (see list)
  - *Surface Materials*, page 126

**Options****Flex ganger package** ► page 127

Factory-installed flex gangers to join adjacent tables:  
black plastic

- End-to-end +\$60 U.S. **+\$84 Canada**
  - Side-to-side +\$60 each U.S. **+\$84 each Canada**
  - End-and-side +\$120 each U.S. **+\$168 each Canada**
- Specify "end-to-end (or side-to-side, or end-and-side) flex gangers."

- **Grommets** ► page 132

Factory-installed, 2"-diameter grommet with snap-out cover:  
black plastic only

+\$55 each U.S. **+\$77 each Canada**

Specify "with grommet left (right, or center)."

- **Spheres** ► page 134

Factory-installed opening and sphere to be installed on site:  
black plastic only

- PSP = Four simplex power outlets  
+\$280 each U.S. **+\$392 each Canada**
  - PCS = Two simplex power outlets and two data jack locations  
+\$192 each U.S. **+\$269 each Canada**
  - CSP = Four data jack locations  
+\$127 each U.S. **+\$178 each Canada**
- Specify "with sphere left (right, or center)" and indicate the specific type of sphere you want.

**Accessories**

- **Modesty panels** ► page 317
- **Bar ganger package** ► page 317
- **Interport\*** ► page 319



\* Send us a drawing

**30"W**

60"L x 30"W

**183222****U.S. Canada**

72"L x 30"W

**193222****U.S. Canada**

84"L x 30"W

**173222****U.S. Canada**

= Vecta Express,  
► Page 6

**Rizzi Arc Ribbed Vinyl Edge**

Grade 1 Laminate	\$723	<b>\$1012</b>	\$749	<b>\$1049</b>	\$870	<b>\$1218</b>
Grade 2 Laminate	\$764	<b>\$1069</b>	\$797	<b>\$1116</b>	\$928	<b>\$1299</b>

DESIGNED BY JOHN RIZZI  
**RIZZI ARC**

36"W

- Master Class, page 116
- Product weights, page 382

Standard Includes

- Height: 28.5"H
- Top: 1.25" particle board core with laminate or straight-grain wood veneer surface
- Edge: self-edge laminate, Rizzi Arc ribbed vinyl, self-edge wood veneer, or solid wood convex, beveled, knife, or waterfall edge
- Legs: steel with powder coat color
- Glides: non-marring, black plastic
- Threaded inserts in underside of top for end-to-end ganging
  - Order bar ganger package separately, page 317.
- Shipped K.D.

Required to Specify

- Product number
- Powder coat color number and name for base
- Laminate or wood color number and name for top
- Edge selection:
  - Self-edge laminate or wood veneer to match top
  - Rizzi Arc ribbed vinyl: colors below
  - Solid wood convex, beveled, knife, or waterfall edge
- Vinyl color number and name for Rizzi Arc ribbed vinyl edge, if selected: 6670 Black, 6671 Warm White, 6672 Smoke , or 6673 Woodrose
- Wood color number and name for wood edge, if selected
  - Exception: Wood edge will match the surface of a wood veneer top, so no color specification is needed.*
  - Tip: If you specify a wood edge on a top with wood grain laminate, the edge and the top may not match.*
- Options: if selected (see list)
  - *Surface Materials*, page 126

Options

- Flex ganger package** ► page 127  
Factory-installed flex gangers to join adjacent tables:  
black plastic
- End-to-end +\$60 U.S. **+\$84 Canada**
  - Side-to-side +\$60 each U.S. **+\$84 each Canada**
  - End-and-side +\$120 each U.S. **+\$168 each Canada**  
Specify “*end-to-end (or side-to-side, or end-and-side) flex gangers.*”
- **Grommets** ► page 132  
Factory-installed, 2"-diameter grommet with snap-out cover:  
black plastic only  
+\$55 each U.S. **+\$77 each Canada**  
Specify “*with grommet left (right, or center).*”
- **Spheres** ► page 134
- **Grain-matched veneer\*** ► page 120
- **Stain-to-match** ► page 121

Accessories

- **Modesty panels** ► page 317
- **Bar ganger package** ► page 317
- **Stella keyboard support** ► page 318
- **Interport\*** ► page 319



\* Send us a drawing

36"W



60"L x 36"W

**483233**  
U.S. **Canada**



72"L x 36"W

**484233**  
U.S. **Canada**

Self Edge or Rizzi Arc Ribbed Vinyl Edge

Grade 1 Laminate	\$ 625	<b>\$ 875</b>	\$ 643	<b>\$ 900</b>
Grade 2 Laminate	\$ 673	<b>\$ 942</b>	\$ 702	<b>\$ 983</b>
Wood Veneer	\$1340	<b>\$1876</b>	\$1358	<b>\$1901</b>

Convex Wood Edge

Grade 1 Laminate	\$1178	<b>\$1649</b>	\$1186	<b>\$1660</b>
Grade 2 Laminate	\$1226	<b>\$1716</b>	\$1245	<b>\$1743</b>
Wood Veneer	\$1893	<b>\$2650</b>	\$1901	<b>\$2661</b>

Beveled Wood Edge

Grade 1 Laminate	\$1226	<b>\$1716</b>	\$1233	<b>\$1726</b>
Grade 2 Laminate	\$1274	<b>\$1784</b>	\$1292	<b>\$1809</b>
Wood Veneer	\$1941	<b>\$2717</b>	\$1948	<b>\$2727</b>

Knife Wood Edge or Waterfall Wood Edge

Grade 1 Laminate	\$1308	<b>\$1831</b>	\$1313	<b>\$1838</b>
Grade 2 Laminate	\$1356	<b>\$1898</b>	\$1372	<b>\$1921</b>
Wood Veneer	\$2023	<b>\$2832</b>	\$2028	<b>\$2839</b>

36"W

- Master Class, page 116
- Product weights, page 382

**Standard Includes**

- Height: 28.5"H
- Top: 1.25" lightweight honeycomb core with particle board frame and laminate surface
- Edge: Rizzi Arc ribbed vinyl edge
- Legs: steel with powder coat color
- Folding mechanism with dual-arc motion to allow legs to fold flush with the underside of top
- Glides: non-marring, black plastic
- Threaded inserts in underside of top for end-to-end ganging
  - Order bar ganger package separately, page 317.
- Shipped K.D.

**Required to Specify**

- Product number
- Powder coat color number and name for base
- Laminate color number and name for top
- Vinyl color number and name for Rizzi Arc ribbed vinyl edge: 6670 Black, 6671 Warm White, 6672 Smoke, or 6673 Woodrose
- Options: if selected (see list)
  - *Surface Materials*, page 126

**Options****Flex ganger package** ► page 127

Factory-installed flex gangers to join adjacent tables:  
black plastic

- End-to-end +\$60 U.S. **+\$84 Canada**
  - Side-to-side +\$60 each U.S. **+\$84 each Canada**
  - End-and-side +\$120 each U.S. **+\$168 each Canada**
- Specify "end-to-end (or side-to-side, or end-and-side) flex gangers."

- **Grommets** ► page 132

Factory-installed, 2"-diameter grommet with snap-out cover:  
black plastic only

+\$55 each U.S. **+\$77 each Canada**

Specify "with grommet left (right, or center)."

- **Spheres** ► page 134

Factory-installed opening and sphere to be installed on site:  
black plastic only

- PSP = Four simplex power outlets  
+\$280 each U.S. **+\$392 each Canada**
  - PCS = Two simplex power outlets and two data jack locations  
+\$192 each U.S. **+\$269 each Canada**
  - CSP = Four data jack locations  
+\$127 each U.S. **+\$178 each Canada**
- Specify "with sphere left (right, or center)" and indicate the specific type of sphere you want.

**Accessories**

- **Modesty panels** ► page 317
- **Bar ganger package** ► page 317
- **Interport\*** ► page 319



\* Send us a drawing

**36"W**

60"L x 36"W

**184223**U.S. **Canada**

72"L x 36"W

**194223**U.S. **Canada****Rizzi Arc Ribbed Vinyl Edge**

Grade 1 Laminate	\$749	<b>\$1049</b>	\$803	<b>\$1124</b>
Grade 2 Laminate	\$797	<b>\$1116</b>	\$862	<b>\$1207</b>

DESIGNED BY JOHN RIZZI  
RIZZI ARC

- ▶ Master Class, page 116
- ▶ Product weights, page 382

Standard Includes

- Top: 1.25" particle board core with laminate surface
- Edge: Rizzi Arc ribbed vinyl
- Attachment hardware to connect to adjacent tables

Required to Specify

- Product number
  - Laminate color number and name for top
  - Vinyl color number and name for Rizzi Arc ribbed vinyl edge: 6670 Black, 6671 Warm White, 6672 Smoke, or 6673 Woodrose
- ▶ *Surface Materials*, page 126



90°  
For use with adjacent  
20"W tables

**221000**  
U.S.      **Canada**



90°  
For use with adjacent  
24"W tables

**222000**  
U.S.      **Canada**



90°  
For use with adjacent  
30"W tables

**223000**  
U.S.      **Canada**



90°  
For use with adjacent  
36"W tables

**224000**  
U.S.      **Canada**

Rizzi Arc Ribbed Vinyl Edge

Grade 1 Laminate	\$224	<b>\$314</b>	\$246	<b>\$344</b>	\$270	<b>\$378</b>	\$296	<b>\$414</b>
Grade 2 Laminate	\$249	<b>\$349</b>	\$271	<b>\$379</b>	\$295	<b>\$413</b>	\$321	<b>\$449</b>



## Modesty Panels

► Product weights, page 382

### Standard Includes






- Modesty panel with integral horizontal wire management channel: 0.75"-thick particle board with laminate and backer
- Top edge: flexible black vinyl gasket to allow cable routing to concealed wire management channel
- Remaining edges: flat black vinyl
- Attachment hardware to connect to any rectangular Rizzi Arc table without requiring tools

*Tip: Tables will not fold with modesty panel attached.*

### Required to Specify

- Product number
  - Laminate color number and name for modesty panel
- *Surface Materials*, page 126

✚ = Vecta Express,  
► Page 6

	 For use with 60"W tables		 For use with 72"W tables		 For use with 84"W tables	
	 <b>793360</b> U.S. <b>Canada</b>		 <b>793361</b> U.S. <b>Canada</b>		<b>793362</b> U.S. <b>Canada</b>	
Grade 1 Laminate	\$336	<b>\$470</b>	\$349	<b>\$489</b>	\$361	<b>\$505</b>
Grade 2 Laminate	\$352	<b>\$492</b>	\$370	<b>\$518</b>	\$383	<b>\$536</b>

## Bar Ganger Package

► Master Class, page 128

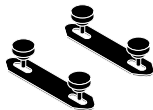
► Product weights, page 382

### Standard Includes

- Two field-installed steel bars and four threaded hand knobs: black steel only

### Required to Specify

- Product number



**793335**  
U.S.      **Canada**

\$38      **\$53**

Stella Keyboard Support

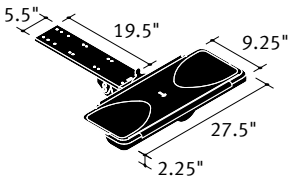
- ▶ Master Class, page 129
- ▶ Product weights, page 382

Standard Includes

- Stella keyboard support from Details shipped with your Rizzi Arc table for installation on site: 6031 meteorite (grey)  
*Tip: Stella keyboard support requires 20"W worksurface.*  
*Tip: Rizzi Arc tables cannot fold with keyboard support attached.*  
*Tip: Stella keyboard support must be ordered with an accompanying table.*
- Shipped K.D.

Required to Specify

- Product number



CCSAF2 (VCT)  
U.S.      Canada

\$405      \$567

Dolly

- ▶ Product weights, page 382

Standard Includes

- Platform and rails: tubular steel with non-marring red vinyl coating
- Four heavy-duty swivel casters: non-marring, black
- Capacity: 7 folded tables

Required to Specify

- Product number



38.5"L x 27.5"W x 34"H

✚ = Vecta Express,  
▶ Page 6

✚  
**793359**  
U.S.      Canada

\$792      \$1109

## Interport

- ▶ Master Class, page 136
- ▶ Product weights, page 382

### Standard Includes

- 7" x 5" module with hinged-door cover: plastic
- 6' power cord

*Tip: Send us a drawing with measurements indicating the exact location(s) in the table. If the locations are possible without any other changes to the table, we will manufacture the top with the cutouts at no additional charges and ship the Interports separately, for field installation. However, if your requested locations require changes to the standard table design, you will incur additional charges.*

*Tip: If you do not send us a drawing, we will ship the module with instructions and a hole-cutting template for field installation.*



**793381**

**U.S.      Canada**

**\$235      \$329**

### Required to Specify

- Product number
- Color number and name: F01 Nickel, F02 Silver Mica, F03 Charcoal Mica, or F04 Matte Black

- Master Class, page 116  
 ► Product weights, page 382

#### Standard Includes

- Height: 28.5"H  
*Tip: Special-height Cafe tables are available for some table sizes.*  
 ► Page 177
- Top: 1.25" particle board core with laminate or straight-grain or wedge-cut wood veneer surface
- Edge: self-edge laminate, Runner vinyl, self-edge wood veneer, or solid wood Runner, convex, beveled, or knife edge
- Pedestal base:
  - 2.25" x 2.25" column: extruded aluminum with powder coat color
  - Bezel casting at union of column and feet: cast zinc with powder coat color
  - Four D-shaped feet: steel with powder coat color
- 19" cast aluminum technology spider ► page 146
- Concealed leveling glides: non-marring, black plastic
- Shipped K.D.

#### Required to Specify

- Product number
- Powder coat color number and name for each base element—column, bezel casting, and foot
- Laminate or wood color number and name for top. Specify straight-grain or wedge-cut veneer.
- Edge selection:
  - Self-edge laminate or wood veneer to match top
  - Runner vinyl: colors below
  - Solid wood Runner, convex, beveled, or knife edge
- Vinyl color number and name for Runner vinyl edge, if selected: 6680 Black, 6681 Warm White, 6682 Smoke, or 6683 Woodrose

- Wood color number and name for wood edge, if selected  
*Exception: Wood edge will match the surface of a wood veneer top, so no color specification is needed.*  
*Tip: If you specify a wood edge on a top with wood grain laminate, the edge and top may not match.*
- Options: if selected (see list)  
 ► *Surface Materials*, page 126

#### Options

- **Casters** ► page 129  
 2"-diameter, locking, dual-wheel casters to support top at fixed height of 28.5"H: black plastic  
 +\$103 U.S. **+\$144 Canada**  
 Specify by adding suffix **C** to product number.
- **Flip top** ► page 129  
 Flip top on tables 42" or less to allow compact storage of tables that are not in use.  
 +\$117 U.S. **+\$164 Canada**  
 Specify by adding suffix **F** to the product number.
- **Stain-to-match** ► page 121
- **Cut-down top** ► page 118
- **Special table height** ► page 129
- **Grommets** ► page 132

#### Accessories

- **Interport\*** ► page 339
- **Spheres** ► page 340



\* Send us a drawing

#### 24" Pedestal Base



30" diameter

**333948**  
**U.S. Canada**



36" diameter

 **334948**  
**U.S. Canada**

#### 32" Pedestal Base




42" diameter

**335949**  
**U.S. Canada**



48" diameter

**336949**  
**U.S. Canada**

 = Vecta Express,  
 ► Page 6

#### Self Edge or Runner Vinyl Edge

Grade 1 Laminate	\$ 560	<b>\$ 784</b>	\$ 666	<b>\$ 932</b>	\$ 729	<b>\$1021</b>	\$ 807	<b>\$1130</b>
Grade 2 Laminate	\$ 590	<b>\$ 826</b>	\$ 711	<b>\$ 995</b>	\$ 789	<b>\$1105</b>	\$ 884	<b>\$1238</b>
Wood Veneer	\$1112	<b>\$1557</b>	\$1191	<b>\$1667</b>	\$1532	<b>\$2145</b>	\$1566	<b>\$2193</b>
Wedge-Cut Veneer	N.A.	<b>N.A.</b>	\$3360	<b>\$4704</b>	\$4326	<b>\$6057</b>	\$4496	<b>\$6295</b>

#### Runner Wood Edge or Convex Wood Edge

Grade 1 Laminate	\$1268	<b>\$1775</b>	\$1624	<b>\$2273</b>	\$1712	<b>\$2397</b>	\$1833	<b>\$2566</b>
Grade 2 Laminate	\$1298	<b>\$1817</b>	\$1669	<b>\$2336</b>	\$1772	<b>\$2481</b>	\$1910	<b>\$2674</b>
Wood Veneer	\$1820	<b>\$2548</b>	\$2149	<b>\$3008</b>	\$2515	<b>\$3521</b>	\$2592	<b>\$3629</b>
Wedge-Cut Veneer	N.A.	<b>N.A.</b>	\$4318	<b>\$6045</b>	\$5309	<b>\$7433</b>	\$5522	<b>\$7731</b>

#### Beveled Wood Edge

Grade 1 Laminate	\$1377	<b>\$1928</b>	\$1773	<b>\$2482</b>	\$1874	<b>\$2624</b>	\$2152	<b>\$3013</b>
Grade 2 Laminate	\$1407	<b>\$1970</b>	\$1818	<b>\$2545</b>	\$1934	<b>\$2708</b>	\$2229	<b>\$3121</b>
Wood Veneer	\$1929	<b>\$2701</b>	\$2298	<b>\$3217</b>	\$2677	<b>\$3748</b>	\$2911	<b>\$4076</b>
Wedge-Cut Veneer	N.A.	<b>N.A.</b>	\$4467	<b>\$6254</b>	\$5471	<b>\$7660</b>	\$5841	<b>\$8178</b>

#### Knife Wood Edge

Grade 1 Laminate	N.A.	<b>N.A.</b>	N.A.	<b>N.A.</b>	\$2104	<b>\$2946</b>	\$2394	<b>\$3352</b>
Grade 2 Laminate	N.A.	<b>N.A.</b>	N.A.	<b>N.A.</b>	\$2164	<b>\$3030</b>	\$2471	<b>\$3460</b>
Wood Veneer	N.A.	<b>N.A.</b>	N.A.	<b>N.A.</b>	\$2907	<b>\$4070</b>	\$3153	<b>\$4415</b>
Wedge-Cut Veneer	N.A.	<b>N.A.</b>	N.A.	<b>N.A.</b>	\$5701	<b>\$7982</b>	\$6083	<b>\$8517</b>

- Master Class, page 116  
► Product weights, page 382

**Standard Includes**

- Height: 28.5"H
- Top: 1.25" particle board core with laminate or straight-grain wood veneer surface
- Edge: self-edge laminate, Runner vinyl, self-edge wood veneer, or solid wood Runner, convex, beveled, knife, or waterfall edge
- Pedestal base:
  - 2.25" x 2.25" column: extruded aluminum with powder coat color
  - Bezel casting at union of column and feet: cast zinc with powder coat color
  - Four D-shaped feet: steel with powder coat color
- 19" cast aluminum technology spider ► page 146
- Concealed leveling glides: non-marring, black plastic
- Shipped K.D.

**Required to Specify**

- Product number
- Powder coat color number and name for each base element—column, bezel casting, and foot
- Laminate or wood color number and name for top
- Edge selection:
  - Self-edge laminate or wood veneer to match top
  - Runner vinyl: colors below
  - Solid wood Runner, convex, beveled, knife, or waterfall edge
- Vinyl color number and name for Runner vinyl edge, if selected: 6680 Black, 6681 Warm White, 6682 Smoke, or 6683 Woodrose

- Wood color number and name for wood edge, if selected  
*Exception: Wood edge will match the surface of a wood veneer top, so no color specification is needed.*  
*Tip: If you specify a wood edge on a top with wood grain laminate, the edge and the top may not match.*
- Options: if selected (see list)  
► Surface Materials, page 126

**Options**

- **Casters** ► page 129  
2"-diameter, locking, dual-wheel casters to support top at fixed height of 28.5"H: black plastic  
+\$103 U.S. **+\$144 Canada**  
Specify by adding suffix **C** to product number.
- **Flip top** ► page 129  
Flip top on tables 42" or less to allow compact storage of tables that are not in use.  
+\$117 U.S. **+\$164 Canada**  
Specify by adding suffix **F** to the product number.

- **Stain-to-match** ► page 121
- **Cut-down top** ► page 118
- **Special table height** ► page 129
- **Grommets** ► page 132

**Accessories**

- **Interport\*** ► page 339
- **Spheres** ► page 340



\* Send us a drawing

**24" Pedestal Base**

30" x 30"

**478948****U.S. Canada****32" Pedestal Base**

36" x 36"

**481949****U.S. Canada**

42" x 42"

**431949****U.S. Canada**

✱ = Vecta Express,  
► Page 6

**Self Edge or Runner Vinyl Edge**

Grade 1 Laminate	\$ 581	<b>\$ 813</b>	\$ 711	<b>\$ 995</b>	\$ 845	<b>\$1183</b>
Grade 2 Laminate	\$ 611	<b>\$ 855</b>	\$ 756	<b>\$1058</b>	\$ 907	<b>\$1270</b>
Wood Veneer	\$1181	<b>\$1653</b>	\$1314	<b>\$1839</b>	\$1619	<b>\$2267</b>

**Runner Wood Edge or Convex Wood Edge**

Grade 1 Laminate	\$1065	<b>\$1491</b>	\$1649	<b>\$2308</b>	\$1773	<b>\$2482</b>
Grade 2 Laminate	\$1095	<b>\$1533</b>	\$1694	<b>\$2371</b>	\$1835	<b>\$2569</b>
Wood Veneer	\$1665	<b>\$2331</b>	\$2252	<b>\$3152</b>	\$2547	<b>\$3566</b>

**Beveled Wood Edge**

Grade 1 Laminate	\$1352	<b>\$1892</b>	\$1847	<b>\$2585</b>	\$1934	<b>\$2708</b>
Grade 2 Laminate	\$1382	<b>\$1934</b>	\$1892	<b>\$2648</b>	\$1996	<b>\$2795</b>
Wood Veneer	\$1952	<b>\$2732</b>	\$2450	<b>\$3429</b>	\$2708	<b>\$3792</b>

**Knife Wood Edge or Waterfall Wood Edge**

Grade 1 Laminate	\$1391	<b>\$1947</b>	\$1891	<b>\$2647</b>	\$1973	<b>\$2762</b>
Grade 2 Laminate	\$1421	<b>\$1989</b>	\$1936	<b>\$2710</b>	\$2035	<b>\$2849</b>
Wood Veneer	\$1991	<b>\$2787</b>	\$2494	<b>\$3491</b>	\$2747	<b>\$3846</b>

- ▶ Master Class, page 116
- ▶ Product weights, page 382

Standard Includes

- Height: 28.5"H
- Top: 1.25" particle board core with laminate or straight-grain wood veneer surface
- Edge: Runner vinyl edge
- Pedestal base:
  - 2.25" x 2.25" column: extruded aluminum with powder coat color
  - Bezel casting at union of column and feet: cast zinc with powder coat color
  - Four D-shaped feet: steel with powder coat color
- 19" cast aluminum technology spider ▶ page 146
- 2"-diameter, locking, dual-wheel casters: black plastic
- Shipped K.D.

Required to Specify

- Product number
- Powder coat color number and name for each base element—column, bezel casting, and foot
- Laminate or wood color number and name for top
- Vinyl color number and name for Runner vinyl edge: 6680 Black, 6681 Warm White, 6682 Smoke, or 6683 Woodrose
- Options: if selected (see list)
  - ▶ *Surface Materials*, page 126

Options

- **Stain-to-match** ▶ page 121
- **Special table height** ▶ page 129
- **Grommets** ▶ page 132

Accessories

- **Interport\*** ▶ page 339
- **Spheres** ▶ page 340



\* Send us a drawing

24" Pedestal Base



36" x 18"

**391948C**  
U.S.      Canada

32" Pedestal Base



40" x 20"

**392949C**  
U.S.      Canada



48" x 24"

**393949C**  
U.S.      Canada

Runner Vinyl Edge

Grade 1 Laminate	\$ 661	\$ 925	\$ 671	\$ 939	\$ 734	\$1028
Grade 2 Laminate	\$ 679	\$ 950	\$ 689	\$ 964	\$ 759	\$1063
Wood Veneer	\$1401	\$1961	\$1434	\$2007	\$1553	\$2175

DESIGNED BY JEFF CRONK  
RUNNER

**20"W**

- Master Class, page 116  
 ► Product weights, page 382

**Standard Includes**

- Height: 28.5"H
- Top: 1.25" particle board core with laminate or straight-grain wood veneer surface
- Edge: self-edge laminate, Runner vinyl, self-edge wood veneer, or solid wood Runner, convex, beveled, knife, or waterfall edge
- Two 19.5"W L-bases:
  - 2.25" x 1.5" column: extruded aluminum with powder coat color
  - Bezel casting at union of column and feet: cast zinc with powder coat color
  - D-shaped feet: steel with powder coat color
- Concealed leveling glides: non-marring, black plastic
- Threaded inserts in underside of top for end-to-end ganging
  - Order bar ganger package separately, page 338.
- Shipped K.D.

**Required to Specify**

- Product number
- Powder coat color number and name for each base element—column, bezel casting, and foot
- Laminate or wood color number and name for top
- Edge selection:
  - Self-edge laminate or wood veneer to match top
  - Runner vinyl: colors below
  - Solid wood Runner, convex, beveled, knife, or waterfall edge
- Vinyl color number and name for Runner vinyl edge, if selected: 6680 Black, 6681 Warm White, 6682 Smoke, or 6683 Woodrose
- Wood color number and name for wood edge, if selected  
*Exception: Wood edge will match the surface of a wood veneer top, so no color specification is needed.*  
*Tip: If you specify a wood edge on a top with wood grain laminate, the edge and top may not match.*
- Options: if selected (see list)
  - *Surface Materials*, page 126

**Options****Factory-installed removable modesty panel**

8"H ribbed panel: extruded aluminum with powder coat color and black, elastic mesh bag for cable management.  
*Tip: Remove panel to store with tables.*

- 48"L +\$146 U.S. **+\$204 Canada**
- 60"L +\$169 U.S. **+\$237 Canada**
- 72"L +\$192 U.S. **+\$269 Canada**

Specify "with factory-installed modesty panel" and select powder coat color number and name.

**Flex ganger package** ► page 127

Factory-installed flex gangers to join adjacent tables: black plastic

- End-to-end +\$60 U.S. **+\$84 Canada**
  - Side-to-side +\$60 each U.S. **+\$84 each Canada**
  - End-and-side +\$120 each U.S. **+\$168 each Canada**
- Specify "end-to-end (or side-to-side, or end-and-side) flex gangers."

**Casters** ► page 129

2"-diameter, locking, dual-wheel casters to support top at fixed height of 28.5"H: black plastic  
 +\$103 U.S. **+\$144 Canada**  
 Specify by adding suffix **C** to product number.

**Grommets** ► page 132

Factory-installed, 2"-diameter grommet with snap-out cover: black plastic only  
 +\$55 each U.S. **+\$77 each Canada**  
 Specify "with grommet left (right, or center)."

**Grain-matched veneer\*** ► page 120**Stain-to-match** ► page 121**Cut-down top** ► page 118**Spheres** ► page 134**Accessories**

- **Bar ganger package** ► page 338
- **Stella keyboard support** ► page 352
- **Interport\*** ► page 339



\* Send us a drawing



48"L x 20"W

**430956**

U.S. **Canada**



60"L x 20"W

**423956**

U.S. **Canada**



72"L x 20"W

**440956**

U.S. **Canada**

**Self Edge or Runner Vinyl Edge**

Grade 1 Laminate	\$ 552	<b>\$ 773</b>	\$ 603	<b>\$ 844</b>	\$ 627	<b>\$ 878</b>
Grade 2 Laminate	\$ 577	<b>\$ 808</b>	\$ 636	<b>\$ 890</b>	\$ 666	<b>\$ 933</b>
Wood Veneer	\$1142	<b>\$1599</b>	\$1303	<b>\$1824</b>	\$1340	<b>\$1876</b>

**Runner Wood Edge or Convex Wood Edge**

Grade 1 Laminate	\$1039	<b>\$1455</b>	\$1179	<b>\$1651</b>	\$1203	<b>\$1684</b>
Grade 2 Laminate	\$1053	<b>\$1474</b>	\$1212	<b>\$1697</b>	\$1242	<b>\$1739</b>
Wood Veneer	\$1629	<b>\$2281</b>	\$1879	<b>\$2631</b>	\$1916	<b>\$2682</b>

**Beveled Wood Edge**

Grade 1 Laminate	\$1076	<b>\$1506</b>	\$1226	<b>\$1716</b>	\$1249	<b>\$1749</b>
Grade 2 Laminate	\$1090	<b>\$1526</b>	\$1259	<b>\$1763</b>	\$1288	<b>\$1803</b>
Wood Veneer	\$1666	<b>\$2332</b>	\$1926	<b>\$2696</b>	\$1962	<b>\$2747</b>

**Knife Wood Edge or Waterfall Wood Edge**

Grade 1 Laminate	\$1142	<b>\$1599</b>	\$1305	<b>\$1827</b>	\$1333	<b>\$1866</b>
Grade 2 Laminate	\$1156	<b>\$1618</b>	\$1338	<b>\$1873</b>	\$1372	<b>\$1921</b>
Wood Veneer	\$1732	<b>\$2425</b>	\$2005	<b>\$2807</b>	\$2046	<b>\$2864</b>



**20"W**

- Master Class, page 116
- Product weights, page 382

**Standard Includes**

- Height: 28.5"H
- Top: 1.25" particle board with laminate surface
- Edge: Runner vinyl edge
- Two 19.5"W L-bases:
  - 2.25" x 1.5" column: extruded aluminum with powder coat color
  - Bezel casting at union of column and feet: cast zinc with powder coat color
  - D-shaped feet: steel with powder coat color
- Folding mechanism with dual-arc motion to allow legs to fold flush with the underside of top
- Concealed leveling glides: non-marring, black plastic
- Threaded inserts in underside of top for end-to-end ganging
  - Order bar ganger package separately, page 338.
- Shipped set up

**Required to Specify**

- Product number
- Powder coat color number and name for each base element—column, bezel casting, and foot
- Laminate number and name for top
- Vinyl color number and name for Runner vinyl edge: 6680 Black, 6681 Warm White, 6682 Smoke, or 6683 Woodrose
- Options: if selected (see list)
  - *Surface Materials*, page 126

**Options****Factory-installed removable modesty panel**

8"H ribbed panel: extruded aluminum with powder coat color and black, elastic mesh bag for cable management.  
*Tip: Remove panel to store with tables.*

- 60"L +\$169 U.S. **+\$237 Canada**
- 72"L +\$192 U.S. **+\$269 Canada**

Specify “with factory-installed modesty panel” and select powder coat color number and name.

**Flex ganger package** ► page 127

Factory-installed flex gangers to join adjacent tables:  
 black plastic

- End-to-end +\$60 U.S. **+\$84 Canada**
- Side-to-side +\$60 each U.S. **+\$84 each Canada**
- End-and-side +\$120 each U.S. **+\$168 each Canada**  
 Specify “end-to-end (or side-to-side, or end-and-side) flex gangers.”

• **Grommets** ► page 132

Factory-installed, 2"-diameter grommet with snap-out cover:  
 black plastic only

- + \$55 each U.S. **+\$77 each Canada**  
 Specify “with grommet left (right, or center).”

• **Spheres** ► page 134

Factory-installed opening and sphere to be installed on site:  
 black plastic only

- PSP = Four simplex power outlets  
 +\$280 each U.S. **+\$392 each Canada**
- PCS = Two simplex power outlets and two data jack locations  
 +\$192 each U.S. **+\$269 each Canada**
- CSP = Four data jack locations  
 +\$127 each U.S. **+\$178 each Canada**  
 Specify “with sphere left (right, or center)” and indicate the specific type of sphere you want.

**Accessories**

- **Bar ganger package** ► page 338
- **Interport\*** ► page 339



\* Send us a drawing



60"L x 20"W

**181957**

**U.S. Canada**



72"L x 20"W

**191957**

**U.S. Canada**

**Runner Vinyl Edge**

Grade 1 Laminate	\$771	<b>\$1079</b>	\$795	<b>\$1113</b>
Grade 2 Laminate	\$804	<b>\$1125</b>	\$834	<b>\$1168</b>

DESIGNED BY JEFF CRONK  
**RUNNER**

**24"W**

- Master Class, page 116
- Product weights, page 382

**Standard Includes**

- Height: 28.5"H
- Top: 1.25" particle board core with laminate or straight-grain wood veneer surface
- Edge: self-edge laminate, Runner vinyl, self-edge wood veneer, or solid wood Runner, convex, beveled, knife, or waterfall edge
- Two 19.5"W L-bases:
  - 2.25" x 1.5" column: extruded aluminum with powder coat color
  - Bezel casting at union of column and feet: cast zinc with powder coat color
  - D-shaped feet: steel with powder coat color
- Concealed leveling glides: non-marring, black plastic
- Threaded inserts in underside of top for end-to-end ganging
  - Order bar ganger package separately, page 338.
- Shipped K.D.

**Required to Specify**

- Product number
- Powder coat color number and name for each base element—column, bezel casting, and foot
- Laminate or wood color number and name for top
- Edge selection:
  - Self-edge laminate or wood veneer to match top
  - Runner vinyl: colors below
  - Solid wood Runner, convex, beveled, knife, or waterfall edge
- Vinyl color number and name for Runner vinyl edge, if selected: 6680 Black, 6681 Warm White, 6682 Smoke, or 6683 Woodrose
- Wood color number and name for wood edge, if selected
  - Exception: Wood edge will match the surface of a wood veneer top, so no color specification is needed.*
  - Tip: If you specify a wood edge on a top with wood grain laminate, the edge and top may not match.*
- Options: if selected (see list)
  - *Surface Materials*, page 126

**Options**

**Factory-installed removable modesty panel**

8"H ribbed panel: extruded aluminum with powder coat color and black, elastic mesh bag for cable management.  
*Tip: Remove panel to store with tables.*

- 48"L +\$146 U.S. **+\$204 Canada**
- 60"L +\$169 U.S. **+\$237 Canada**
- 72"L +\$192 U.S. **+\$269 Canada**
- 84"L +\$216 U.S. **+\$302 Canada**

Specify "with factory-installed modesty panel" and select powder coat color number and name.

**Flex ganger package** ► page 127

Factory-installed flex gangers to join adjacent tables: black plastic

- End-to-end +\$60 U.S. **+\$84 Canada**
  - Side-to-side +\$60 each U.S. **+\$84 each Canada**
  - End-and-side +\$120 each U.S. **+\$168 each Canada**
- Specify "end-to-end (or side-to-side, or end-and-side) flex gangers."

• **Casters** ► page 129

2"-diameter, locking, dual-wheel casters to support top at fixed height of 28.5"H: black plastic  
+\$103 U.S. **+\$144 Canada**  
Specify by adding suffix **C** to product number.

• **Grommets** ► page 132

Factory-installed, 2"-diameter grommet with snap-out cover: black plastic only  
+\$55 each U.S. **+\$77 Canada**  
Specify "with grommet left (right, or center)."

• **Grain-matched veneer\*** ► page 120

• **Stain-to-match** ► page 121

• **Cut-down top** ► page 118

• **Spheres** ► page 134

**Accessories**

• **Bar ganger package** ► page 338

• **Stella keyboard support** ► page 352

• **Interport\*** ► page 339



\* Send us a drawing

✦ = Vecta Express,  
► Page 6



48"L x 24"W

**462956**  
U.S. **Canada**



60"L x 24"W

✦ **463956**  
U.S. **Canada**



72"L x 24"W

✦ **464956**  
U.S. **Canada**



84"L x 24"W

**465956**  
U.S. **Canada**

**Self Edge or Runner Vinyl Edge**

Grade 1 Laminate	\$ 557	<b>\$ 780</b>	\$ 609	<b>\$ 853</b>	\$ 632	<b>\$ 885</b>	\$ 769	<b>\$1077</b>
Grade 2 Laminate	\$ 582	<b>\$ 815</b>	\$ 642	<b>\$ 899</b>	\$ 671	<b>\$ 940</b>	\$ 814	<b>\$1140</b>
Wood Veneer	\$1147	<b>\$1606</b>	\$1309	<b>\$1833</b>	\$1345	<b>\$1883</b>	\$1751	<b>\$2452</b>

**Runner Wood Edge or Convex Wood Edge**

Grade 1 Laminate	\$1044	<b>\$1462</b>	\$1185	<b>\$1659</b>	\$1208	<b>\$1691</b>	\$1575	<b>\$2205</b>
Grade 2 Laminate	\$1069	<b>\$1497</b>	\$1231	<b>\$1723</b>	\$1247	<b>\$1746</b>	\$1620	<b>\$2268</b>
Wood Veneer	\$1634	<b>\$2288</b>	\$1707	<b>\$2390</b>	\$1921	<b>\$2689</b>	\$2557	<b>\$3580</b>

**Beveled Wood Edge**

Grade 1 Laminate	\$1081	<b>\$1513</b>	\$1232	<b>\$1725</b>	\$1254	<b>\$1756</b>	\$1639	<b>\$2295</b>
Grade 2 Laminate	\$1106	<b>\$1548</b>	\$1278	<b>\$1789</b>	\$1293	<b>\$1810</b>	\$1684	<b>\$2358</b>
Wood Veneer	\$1671	<b>\$2339</b>	\$1754	<b>\$2456</b>	\$1967	<b>\$2754</b>	\$2621	<b>\$3669</b>

**Knife Wood Edge or Waterfall Wood Edge**

Grade 1 Laminate	\$1147	<b>\$1606</b>	\$1311	<b>\$1835</b>	\$1338	<b>\$1873</b>	\$1753	<b>\$2454</b>
Grade 2 Laminate	\$1172	<b>\$1641</b>	\$1357	<b>\$1900</b>	\$1377	<b>\$1928</b>	\$1798	<b>\$2517</b>
Wood Veneer	\$1737	<b>\$2432</b>	\$1833	<b>\$2566</b>	\$2051	<b>\$2871</b>	\$2735	<b>\$3829</b>

**24"W**

- Master Class, page 116
- Product weights, page 382

**Standard Includes**

- Height: 28.5"H
- Top: 1.25" lightweight honeycomb core with particle board frame and laminate surface
- Edge: Runner vinyl edge
- Two 19.5"W L-bases:
  - 2.25" x 1.5" column: extruded aluminum with powder coat color
  - Bezel casting at union of column and feet: cast zinc with powder coat color
  - D-shaped feet: steel with powder coat color
- Folding mechanism with dual-arc motion to allow legs to fold flush with the underside of top
- Concealed leveling glides: non-marring, black plastic
- Threaded inserts in underside of top for end-to-end ganging
  - Order bar ganger package separately, page 338.
- Shipped set up

**Required to Specify**

- Product number
- Powder coat color number and name for each base element—column, bezel casting, and foot
- Laminate number and name for top
- Vinyl color number and name for Runner vinyl edge: 6680 Black, 6681 Warm White, 6682 Smoke, or 6683 Woodrose
- Options: if selected (see list)
  - *Surface Materials*, page 126

**Options****Factory-installed removable modesty panel**

8"H ribbed panel: extruded aluminum with powder coat color and black, elastic mesh bag for cable management.

*Tip: Remove panel to store with tables.*

- 60"L +\$169 U.S. **+\$237 Canada**
- 72"L +\$192 U.S. **+\$269 Canada**
- 84"L +\$216 U.S. **+\$302 Canada**

Specify "*with factory-installed modesty panel*" and select powder coat color number and name.

**Flex ganger package** ► page 127

Factory-installed flex gangers to join adjacent tables: black plastic

- End-to-end +\$60 U.S. **+\$84 Canada**
  - Side-to-side +\$60 each U.S. **+\$84 each Canada**
  - End-and-side +\$120 each U.S. **+\$169 each Canada**
- Specify "*end-to-end (or side-to-side, or end-and-side) flex gangers.*"

• **Grommets** ► page 132

Factory-installed, 2"-diameter grommet with snap-out cover: black plastic only

- + \$55 each U.S. **+\$77 each Canada**
- Specify "*with grommet left (right, or center).*"

• **Spheres** ► page 134

Factory-installed opening and sphere to be installed on site: black plastic only

- PSP = Four simplex power outlets  
+\$280 each U.S. **+\$392 each Canada**
  - PCS = Two simplex power outlets and two data jack locations  
+\$192 each U.S. **+\$269 each Canada**
  - CSP = Four data jack locations  
+\$127 each U.S. **+\$178 each Canada**
- Specify "*with sphere left (right, or center)*" and indicate the specific type of sphere you want.

**Accessories**

- **Bar ganger package** ► page 338
- **Interport\*** ► page 339



\* Send us a drawing

⚡ = Vecta Express,  
► Page 6



60"L x 24"W



**182957**  
U.S. **Canada**



72"L x 24"W



**192957**  
U.S. **Canada**



84"L x 24"W



**172957**  
U.S. **Canada**

**Runner Vinyl Edge**

Grade 1 Laminate	\$777	<b>\$1088</b>	\$800	<b>\$1120</b>	\$937	<b>\$1312</b>
Grade 2 Laminate	\$810	<b>\$1134</b>	\$839	<b>\$1175</b>	\$982	<b>\$1375</b>

30"W

- Master Class, page 116
- Product weights, page 382

Standard Includes

- Height: 28.5"H
- Top: 1.25" particle board core with laminate or straight-grain wood veneer surface
- Edge: self-edge laminate, Runner vinyl, self-edge wood veneer, or solid wood Runner, convex, beveled, knife, or waterfall edge
- Two 24"W L-bases:
  - 2.25" x 1.5" column: extruded aluminum with powder coat color
  - Bezel casting at union of column and feet: cast zinc with powder coat color
  - D-shaped feet: steel with powder coat color
- Concealed leveling glides: non-marring, black plastic
- Threaded inserts in underside of top for end-to-end ganging
  - Order bar ganger package separately, page 338.
- Shipped K.D.

Required to Specify

- Product number
- Powder coat color number and name for each base element—column, bezel casting, and foot
- Laminate or wood color number and name for top
- Edge selection:
  - Self-edge laminate or wood veneer to match top
  - Runner vinyl: colors below
  - Solid wood Runner, convex, beveled, knife, or waterfall edge
- Vinyl color number and name for Runner vinyl edge, if selected: 6680 Black, 6681 Warm White, 6682 Smoke, or 6683 Woodrose
- Wood color number and name for wood edge, if selected
  - Exception: Wood edge will match the surface of a wood veneer top, so no color specification is needed.*
  - Tip: If you specify a wood edge on a top with wood grain laminate, the edge and top may not match.*
- Options: if selected (see list)
  - Surface Materials, page 126

Options

Factory-installed hinged modesty panel

8"H ribbed panel: extruded aluminum with powder coat color and black, elastic mesh bag for cable management.  
*Tip: Panel folds to store with tables.*

- 48"L +\$146 U.S. **+\$204 Canada**
- 60"L +\$169 U.S. **+\$237 Canada**
- 72"L +\$192 U.S. **+\$269 Canada**

Specify "with factory-installed modesty panel" and select powder coat color number and name.

Flex ganger package ►page 127

Factory-installed flex gangers to join adjacent tables: black plastic

- End-to-end +\$60 U.S. **+\$84 Canada**
- Side-to-side +\$60 each U.S. **+\$84 each Canada**
- End-and-side +\$120 each U.S. **+\$168 each Canada**

Specify "end-to-end (or side-to-side, or end-and-side) flex gangers."

Casters ►page 129

2"-diameter, locking, dual-wheel casters to support top at fixed height of 28.5"H: black plastic  
 +\$103 U.S. **+\$144 Canada**  
 Specify by adding suffix **C** to product number.

Grommets ►page 132

Factory-installed, 2"-diameter grommet with snap-out cover: black plastic only  
 +\$55 each U.S. **+\$77 each Canada**  
 Specify "with grommet left (right, or center)."

Grain-matched veneer\* ►page 120

Stain-to-match ►page 121

Cut-down top ►page 118

Spheres ►page 134

Accessories

Bar ganger package ►page 338

Stella keyboard support ►page 352

Interport\* ►page 339



\* Send us a drawing



48"L x 30"W

**472958**  
 U.S. **Canada**



60"L x 30"W

**473958**  
 U.S. **Canada**



72"L x 30"W

**474958**  
 U.S. **Canada**

✦ = Vecta Express,  
 ►Page 6

Self Edge or Runner Vinyl Edge

Grade 1 Laminate	\$ 615	<b>\$ 861</b>	\$ 645	<b>\$ 903</b>	\$ 672	<b>\$ 941</b>
Grade 2 Laminate	\$ 648	<b>\$ 907</b>	\$ 686	<b>\$ 960</b>	\$ 720	<b>\$1008</b>
Wood Veneer	\$1310	<b>\$1834</b>	\$1358	<b>\$1901</b>	\$1402	<b>\$1963</b>

Runner Wood Edge or Convex Wood Edge

Grade 1 Laminate	\$1126	<b>\$1576</b>	\$1190	<b>\$1666</b>	\$1216	<b>\$1702</b>
Grade 2 Laminate	\$1159	<b>\$1623</b>	\$1231	<b>\$1723</b>	\$1264	<b>\$1770</b>
Wood Veneer	\$1821	<b>\$2549</b>	\$1903	<b>\$2664</b>	\$1946	<b>\$2724</b>

Beveled Wood Edge

Grade 1 Laminate	\$1169	<b>\$1637</b>	\$1236	<b>\$1730</b>	\$1265	<b>\$1771</b>
Grade 2 Laminate	\$1202	<b>\$1683</b>	\$1277	<b>\$1788</b>	\$1313	<b>\$1838</b>
Wood Veneer	\$1864	<b>\$2610</b>	\$1949	<b>\$2729</b>	\$1995	<b>\$2793</b>

Knife Wood Edge or Waterfall Wood Edge

Grade 1 Laminate	\$1246	<b>\$1744</b>	\$1316	<b>\$1842</b>	\$1347	<b>\$1886</b>
Grade 2 Laminate	\$1279	<b>\$1791</b>	\$1357	<b>\$1900</b>	\$1395	<b>\$1953</b>
Wood Veneer	\$1941	<b>\$2717</b>	\$2029	<b>\$2841</b>	\$2077	<b>\$2908</b>

**30"W**

- Master Class, page 116
- Product weights, page 382

**Standard Includes**

- Height: 28.5"H
- Top: 1.25" lightweight honeycomb core with particle board frame and laminate surface
- Edge: Runner vinyl edge
- Two 24"W L-bases:
  - 2.25" x 1.5" column: extruded aluminum with powder coat color
  - Bezel casting at union of column and feet: cast zinc with powder coat color
  - D-shaped feet: steel with powder coat color
- Folding mechanism with dual-arc motion to allow legs to fold flush with the underside of top
- Concealed leveling glides: non-marring, black plastic
- Threaded inserts in underside of top for end-to-end ganging
  - Order bar ganger package separately, page 338.
- Shipped set up

**Required to Specify**

- Product number
- Powder coat color number and name for each base element—column, bezel casting, and foot
- Laminate number and name for top
- Vinyl color number and name for Runner vinyl edge: 6680 Black, 6681 Warm White, 6682 Smoke, or 6683 Woodrose
- Options: if selected (see list)
  - *Surface Materials*, page 126

**Options****Factory-installed hinged modesty panel**

8"H ribbed panel: extruded aluminum with powder coat color and black, elastic mesh bag for cable management.  
*Tip: Panel folds to store with tables.*

- 60"L +\$169 U.S. **+\$237 Canada**
  - 72"L +\$192 U.S. **+\$269 Canada**
- Specify "with factory-installed modesty panel" and select powder coat color number and name.

**Flex ganger package** ► page 127

Factory-installed flex gangers to join adjacent tables:  
 black plastic

- End-to-end +\$60 U.S. **+\$84 Canada**
  - Side-to-side +\$60 each U.S. **+\$84 each Canada**
  - End-and-side +\$120 each U.S. **+\$168 each Canada**
- Specify "end-to-end (or side-to-side, or end-and-side) flex gangers."

• **Grommets** ► page 132

Factory-installed, 2"-diameter grommet with snap-out cover:  
 black plastic only

- +\$55 each U.S. **+\$77 each Canada**
- Specify "with grommet left (right, or center)."

**Spheres** ► page 134

Factory-installed opening and sphere to be installed on site:  
 black plastic only

- PSP = Four simplex power outlets  
 +\$280 each U.S. **+\$392 each Canada**
  - PCS = Two simplex power outlets and two data jack locations  
 +\$192 each U.S. **+\$269 each Canada**
  - CSP = Four data jack locations  
 +\$127 each U.S. **+\$178 each Canada**
- Specify "with sphere left (right, or center)" and indicate the specific type of sphere you want.

**Accessories**

- **Bar ganger package** ► page 338
- **Interport\*** ► page 339



\* Send us a drawing

✦ = Vecta Express,  
 ► Page 6



60"L x 30"W



**183959**  
 U.S. **Canada**



72"L x 30"W



**193959**  
 U.S. **Canada**

**Runner Vinyl Edge**

Grade 1 Laminate	\$836	<b>\$1170</b>	\$862	<b>\$1207</b>
Grade 2 Laminate	\$877	<b>\$1227</b>	\$910	<b>\$1274</b>

DESIGNED BY JEFF CRONK  
**RUNNER**

**24"W**

- Master Class, page 116  
► Product weights, page 382

**Standard Includes**

- Height: 28.5"H
- Top: 1.25" particle board core with laminate or straight-grain wood veneer surface
- Edge: self-edge laminate, Runner vinyl, self-edge wood veneer, or solid wood Runner, convex, beveled, knife, or waterfall edge
- Two 19.5"W T-bases:
  - 2.25" x 1.5" column: extruded aluminum with powder coat color
  - Bezel casting at union of column and feet: cast zinc with powder coat color
  - D-shaped feet: steel with powder coat color
- Concealed leveling glides: non-marring, black plastic
- Threaded inserts in underside of top for end-to-end ganging
  - Order bar ganger package separately, page 338.
- Shipped K.D.

**Required to Specify**

- Product number
- Powder coat color number and name for each base element—column, bezel casting, and foot
- Laminate or wood color number and name for top
- Edge selection:
  - Self-edge laminate or wood veneer to match top
  - Runner vinyl: colors below
  - Solid wood Runner, convex, beveled, knife, or waterfall edge
- Vinyl color number and name for Runner vinyl edge, if selected: 6680 Black, 6681 Warm White, 6682 Smoke, or 6683 Woodrose
- Wood color number and name for wood edge, if selected  
*Exception: Wood edge will match the surface of a wood veneer top, so no color specification is needed.*  
*Tip: If you specify a wood edge on a top with wood grain laminate, the edge and top may not match.*
- Options: if selected (see list)
  - *Surface Materials*, page 126

**Options****Factory-installed hinged modesty panel**

8"H ribbed panel: extruded aluminum with powder coat color and black, elastic mesh bag for cable management.  
*Tip: Panel folds to store with tables.*

- 48"L +\$146 U.S. **+\$204 Canada**
- 60"L +\$169 U.S. **+\$237 Canada**
- 72"L +\$192 U.S. **+\$269 Canada**
- 84"L +\$216 U.S. **+\$302 Canada**

Specify "with factory-installed modesty panel" and select powder coat color number and name.

**Flex ganger package** ► page 127

Factory-installed flex gangers to join adjacent tables: black plastic

- End-to-end +\$60 U.S. **+\$84 Canada**
  - Side-to-side +\$60 each U.S. **+\$84 each Canada**
  - End-and-side +\$120 each U.S. **+\$168 each Canada**
- Specify "end-to-end (or side-to-side, or end-and-side) flex gangers."

**Casters** ► page 129

2"-diameter, locking, dual-wheel casters to support top at fixed height of 28.5"H: black plastic  
+\$103 U.S. **+\$144 Canada**  
Specify by adding suffix **C** to product number.

**Grommets** ► page 132

Factory-installed, 2"-diameter grommet with snap-out cover: black plastic only  
+\$55 each U.S. **+\$77 each Canada**  
Specify "with grommet left (right, or center)."

**Grain-matched veneer\*** ► page 120**Stain-to-match** ► page 121**Cut-down top** ► page 118**Spheres** ► page 134**Accessories****Bar ganger package** ► page 338**Stella keyboard support** ► page 352**Interport\*** ► page 339

\* Send us a drawing



48"L x 24"W

**462950**  
U.S. **Canada**



60"L x 24"W

**463950**  
U.S. **Canada**



72"L x 24"W

**464950**  
U.S. **Canada**



84"L x 24"W

**465950**  
U.S. **Canada**

✦ = Vecta Express,  
► Page 6

**Self Edge or Runner Vinyl Edge**

Grade 1 Laminate	\$ 557	<b>\$ 780</b>	\$ 609	<b>\$ 853</b>	\$ 632	<b>\$ 885</b>	\$ 769	<b>\$1077</b>
Grade 2 Laminate	\$ 582	<b>\$ 815</b>	\$ 642	<b>\$ 899</b>	\$ 671	<b>\$ 940</b>	\$ 814	<b>\$1140</b>
Wood Veneer	\$1147	<b>\$1606</b>	\$1309	<b>\$1833</b>	\$1345	<b>\$1883</b>	\$1751	<b>\$2452</b>

**Runner Wood Edge or Convex Wood Edge**

Grade 1 Laminate	\$1044	<b>\$1462</b>	\$1185	<b>\$1659</b>	\$1208	<b>\$1691</b>	\$1575	<b>\$2205</b>
Grade 2 Laminate	\$1069	<b>\$1497</b>	\$1218	<b>\$1705</b>	\$1247	<b>\$1746</b>	\$1620	<b>\$2268</b>
Wood Veneer	\$1634	<b>\$2288</b>	\$1885	<b>\$2639</b>	\$1921	<b>\$2689</b>	\$2557	<b>\$3580</b>

**Beveled Wood Edge**

Grade 1 Laminate	\$1081	<b>\$1513</b>	\$1232	<b>\$1725</b>	\$1254	<b>\$1756</b>	\$1639	<b>\$2295</b>
Grade 2 Laminate	\$1106	<b>\$1548</b>	\$1265	<b>\$1771</b>	\$1293	<b>\$1810</b>	\$1684	<b>\$2358</b>
Wood Veneer	\$1671	<b>\$2339</b>	\$1932	<b>\$2705</b>	\$1967	<b>\$2754</b>	\$2621	<b>\$3669</b>

**Knife Wood Edge or Waterfall Wood Edge**

Grade 1 Laminate	\$1147	<b>\$1606</b>	\$1311	<b>\$1835</b>	\$1338	<b>\$1873</b>	\$1753	<b>\$2454</b>
Grade 2 Laminate	\$1172	<b>\$1641</b>	\$1344	<b>\$1882</b>	\$1377	<b>\$1928</b>	\$1798	<b>\$2517</b>
Wood Veneer	\$1737	<b>\$2432</b>	\$2011	<b>\$2815</b>	\$2051	<b>\$2871</b>	\$2735	<b>\$3829</b>

**24"W**

- Master Class, page 116
- Product weights, page 382

**Standard Includes**

- Height: 28.5"H
- Top: 1.25" lightweight honeycomb core with particle board frame and laminate surface
- Edge: Runner vinyl edge
- Two 19.5"W T-bases:
  - 2.25" x 1.5" column: extruded aluminum with powder coat color
  - Bezel casting at union of column and feet: cast zinc with powder coat color
  - D-shaped feet: steel with powder coat color
- Folding mechanism with dual-arc motion to allow legs to fold flush with the underside of top
- Concealed leveling glides: non-marring, black plastic
- Threaded inserts in underside of top for end-to-end ganging
  - Order bar ganger package separately, page 338.
- Shipped set up

**Required to Specify**

- Product number
- Powder coat color number and name for each base element—column, bezel casting, and foot
- Laminate number and name for top
- Vinyl color number and name for Runner vinyl edge: 6680 Black, 6681 Warm White, 6682 Smoke, or 6683 Woodrose
- Options: if selected (see list)
  - *Surface Materials*, page 126

**Options****Factory-installed hinged modesty panel**

8"H ribbed panel: extruded aluminum with powder coat color and black, elastic mesh bag for cable management.  
*Tip: Panel folds to store with tables.*

- 60"L +\$169 U.S. **+\$237 Canada**
- 72"L +\$192 U.S. **+\$269 Canada**
- 84"L +\$216 U.S. **+\$302 Canada**

Specify "*with factory-installed modesty panel*" and select powder coat color number and name.

**Flex ganger package** ► page 127

Factory-installed flex gangers to join adjacent tables:  
 black plastic

- End-to-end +\$60 U.S. **+\$84 Canada**
  - Side-to-side +\$60 each U.S. **+\$84 each Canada**
  - End-and-side +\$120 each U.S. **+\$168 each Canada**
- Specify "*end-to-end (or side-to-side, or end-and-side) flex gangers.*"

• **Grommets** ► page 132

Factory-installed, 2"-diameter grommet with snap-out cover:  
 black plastic only

- +\$55 each U.S. **+\$77 each Canada**
- Specify "*with grommet left (right, or center).*"

**Spheres** ► page 134

Factory-installed opening and sphere to be installed on site:  
 black plastic only

- PSP = Four simplex power outlets  
 +\$280 each U.S. **+\$392 each Canada**
  - PCS = Two simplex power outlets and two data jack locations  
 +\$192 each U.S. **+\$269 each Canada**
  - CSP = Four data jack locations  
 +\$127 each U.S. **+\$178 each Canada**
- Specify "*with sphere left (right, or center)*" and indicate the specific type of sphere you want.

**Accessories**

- **Bar ganger package** ► page 338
- **Interport\*** ► page 339



\* Send us a drawing

✦ = Vecta Express,  
 ► Page 6



60"L x 24"W



**182951**  
**U.S. Canada**



72"L x 24"W



**192951**  
**U.S. Canada**



84"L x 24"W



**172951**  
**U.S. Canada**

**Runner Vinyl Edge**

Grade 1 Laminate	\$777	<b>\$1088</b>	\$800	<b>\$1120</b>	\$937	<b>\$1312</b>
Grade 2 Laminate	\$810	<b>\$1134</b>	\$839	<b>\$1175</b>	\$982	<b>\$1375</b>



### 30"W

- Master Class, page 116
- Product weights, page 382

#### Standard Includes

- Height: 28.5"H
- Top: 1.25" particle board core with laminate or straight-grain wood veneer surface
- Edge: self-edge laminate, Runner vinyl, self-edge wood veneer, or solid wood Runner, convex, beveled, knife, or waterfall edge
- Two 24"W T-bases:
  - 2.25" x 1.5" column: extruded aluminum with powder coat color
  - Bezel casting at union of column and feet: cast zinc with powder coat color
  - D-shaped feet: steel with powder coat color
- Concealed leveling glides: non-marring, black plastic
- Threaded inserts in underside of top for end-to-end ganging
  - Order bar ganger package separately, page 338.
- Shipped K.D.

#### Required to Specify

- Product number
- Powder coat color number and name for each base element—column, bezel casting, and foot
- Laminate or wood color number and name for top
- Edge selection:
  - Self-edge laminate or wood veneer to match top
  - Runner vinyl: colors below
  - Solid wood Runner, convex, beveled, knife, or waterfall edge
- Vinyl color number and name for Runner vinyl edge, if selected: 6680 Black, 6681 Warm White, 6682 Smoke, or 6683 Woodrose
- Wood color number and name for wood edge, if selected
  - Exception: Wood edge will match the surface of a wood veneer top, so no color specification is needed.*
  - Tip: If you specify a wood edge on a top with wood grain laminate, the edge and top may not match.*
- Options: if selected (see list)
  - *Surface Materials*, page 126

#### Options

##### Factory-installed hinged modesty panel

8"H ribbed panel: extruded aluminum with powder coat color and black, elastic mesh bag for cable management.  
*Tip: Panel folds to store with tables.*

- 48"L +\$146 U.S. **+\$204 Canada**
- 60"L +\$169 U.S. **+\$237 Canada**
- 72"L +\$192 U.S. **+\$269 Canada**
- 84"L +\$216 U.S. **+\$304 Canada**

Specify "with factory-installed modesty panel" and select powder coat color number and name.

##### Flex ganger package ► page 127

Factory-installed flex gangers to join adjacent tables: black plastic

- End-to-end +\$60 U.S. **+\$84 Canada**
  - Side-to-side +\$60 each U.S. **+\$84 each Canada**
  - End-and-side +\$120 each U.S. **+\$168 each Canada**
- Specify "end-to-end (or side-to-side, or end-and-side) flex gangers."

##### • Casters ► page 129

2"-diameter, locking, dual-wheel casters to support top at fixed height of 28.5"H: black plastic  
 +\$103 U.S. **+\$144 Canada**  
 Specify by adding suffix **C** to product number.

##### • Grommets ► page 132

Factory-installed, 2"-diameter grommet with snap-out cover: black plastic only  
 +\$55 each U.S. **+\$77 each Canada**  
 Specify "with grommet left (right, or center)."

##### • Grain-matched veneer\* ► page 120

##### • Stain-to-match ► page 121

##### • Cut-down top ► page 118

##### • Spheres ► page 134

#### Accessories

##### • Bar ganger package ► page 338

##### • Stella keyboard support ► page 352

##### • Interport\* ► page 339



\* Send us a drawing



48"L x 30"W

**472952**  
 U.S. **Canada**



60"L x 30"W

**473952**  
 U.S. **Canada**



72"L x 30"W

**474952**  
 U.S. **Canada**



84"L x 30"W

**475952**  
 U.S. **Canada**

✦ = Vecta Express,  
 ► Page 6

#### Self Edge or Runner Vinyl Edge

Grade 1 Laminate	\$ 615	<b>\$ 861</b>	\$ 645	<b>\$ 903</b>	\$ 672	<b>\$ 941</b>	\$ 792	<b>\$1109</b>
Grade 2 Laminate	\$ 648	<b>\$ 907</b>	\$ 686	<b>\$ 960</b>	\$ 720	<b>\$1008</b>	\$ 850	<b>\$1190</b>
Wood Veneer	\$1310	<b>\$1834</b>	\$1358	<b>\$1901</b>	\$1402	<b>\$1963</b>	\$1860	<b>\$2604</b>

#### Runner Wood Edge or Convex Wood Edge

Grade 1 Laminate	\$1126	<b>\$1576</b>	\$1190	<b>\$1666</b>	\$1216	<b>\$1703</b>	\$1564	<b>\$2190</b>
Grade 2 Laminate	\$1159	<b>\$1623</b>	\$1231	<b>\$1723</b>	\$1264	<b>\$1770</b>	\$1622	<b>\$2271</b>
Wood Veneer	\$1821	<b>\$2549</b>	\$1903	<b>\$2664</b>	\$1946	<b>\$2725</b>	\$2632	<b>\$3685</b>

#### Beveled Wood Edge

Grade 1 Laminate	\$1169	<b>\$1637</b>	\$1236	<b>\$1730</b>	\$1265	<b>\$1771</b>	\$1628	<b>\$2279</b>
Grade 2 Laminate	\$1202	<b>\$1683</b>	\$1277	<b>\$1788</b>	\$1313	<b>\$1838</b>	\$1686	<b>\$2360</b>
Wood Veneer	\$1864	<b>\$2610</b>	\$1949	<b>\$2729</b>	\$1995	<b>\$2793</b>	\$2696	<b>\$3774</b>

#### Knife Wood Edge or Waterfall Wood Edge

Grade 1 Laminate	\$1246	<b>\$1744</b>	\$1316	<b>\$1842</b>	\$1347	<b>\$1886</b>	\$1745	<b>\$2443</b>
Grade 2 Laminate	\$1279	<b>\$1791</b>	\$1357	<b>\$1900</b>	\$1395	<b>\$1953</b>	\$1803	<b>\$2524</b>
Wood Veneer	\$1941	<b>\$2717</b>	\$2029	<b>\$2841</b>	\$2077	<b>\$2908</b>	\$2813	<b>\$3938</b>



**30"W**

- Master Class, page 116
- Product weights, page 382

**Standard Includes**

- Height: 28.5"H
- Top: 1.25" lightweight honeycomb core with particle board frame and laminate surface
- Edge: Runner vinyl edge
- Two 24"W T-bases:
  - 2.25" x 1.5" column: extruded aluminum with powder coat color
  - Bezel casting at union of column and feet: cast zinc with powder coat color
  - D-shaped feet: steel with powder coat color
- Folding mechanism with dual-arc motion to allow legs to fold flush with the underside of top
- Concealed leveling glides: non-marring, black plastic
- Threaded inserts in underside of top for end-to-end ganging
  - Order bar ganger package separately, page 338.
- Shipped set up

**Required to Specify**

- Product number
- Powder coat color number and name for each base element—column, bezel casting, and foot
- Laminate number and name for top
- Vinyl color number and name for Runner vinyl edge: 6680 Black, 6681 Warm White, 6682 Smoke, or 6683 Woodrose
- Options: if selected (see list)
  - *Surface Materials*, page 126

**Options****Factory-installed hinged modesty panel**

8"H ribbed panel: extruded aluminum with powder coat color and black, elastic mesh bag for cable management.  
*Tip: Panel folds to store with tables.*

- 60"L +\$169 U.S. **+\$237 Canada**
- 72"L +\$192 U.S. **+\$269 Canada**
- 84"L +\$216 U.S. **+\$304 Canada**

Specify "*with factory-installed modesty panel*" and select powder coat color number and name.

**Flex ganger package** ► page 127

Factory-installed flex gangers to join adjacent tables:  
 black plastic

- End-to-end +\$60 U.S. **+\$84 Canada**
  - Side-to-side +\$60 each U.S. **+\$84 each Canada**
  - End-and-side +\$120 each U.S. **+\$168 each Canada**
- Specify "*end-to-end (or side-to-side, or end-and-side) flex gangers.*"

• **Grommets** ► page 132

Factory-installed, 2"-diameter grommet with snap-out cover:  
 black plastic only

- +\$55 each U.S. **+\$77 each Canada**
- Specify "*with grommet left (right, or center).*"

• **Spheres** ► page 134

Factory-installed opening and sphere to be installed on site:  
 black plastic only

- PSP = Four simplex power outlets  
 +\$280 each U.S. **+\$392 each Canada**
  - PCS = Two simplex power outlets and two data jack locations  
 +\$192 each U.S. **+\$269 each Canada**
  - CSP = Four data jack locations  
 +\$127 each U.S. **+\$178 each Canada**
- Specify "*with sphere left (right, or center)*" and indicate the specific type of sphere you want.

**Accessories**

- **Bar ganger package** ► page 338
- **Interport\*** ► page 339



\* Send us a drawing

⚙ = Vecta Express,  
 ► Page 6



60"L x 30"W



**183953**  
 U.S. **Canada**



72"L x 30"W



**193953**  
 U.S. **Canada**



84"L x 30"W



**173953**  
 U.S. **Canada**

**Runner Vinyl Edge**

Grade 1 Laminate	\$836	<b>\$1170</b>	\$862	<b>\$1207</b>	\$984	<b>\$1378</b>
Grade 2 Laminate	\$877	<b>\$1227</b>	\$910	<b>\$1274</b>	\$1042	<b>\$1459</b>

**36"W**

- Master Class, page 116
- Product weights, page 382

**Standard Includes**

- Height: 28.5"H
- Top: 1.25" particle board core with laminate or straight-grain wood veneer surface
- Edge: self-edge laminate, Runner vinyl, self-edge wood veneer, or solid wood Runner, convex, beveled, knife, or waterfall edge
- Two 30"W T-bases:
  - 2.25" x 1.5" column: extruded aluminum with powder coat color
  - Bezel casting at union of column and feet: cast zinc with powder coat color
  - D-shaped feet: steel with powder coat color
- Concealed leveling glides: non-marring, black plastic
- Threaded inserts in underside of top for end-to-end ganging
  - Order bar ganger package separately, page 338.
- Shipped K.D.

**Required to Specify**

- Product number
- Powder coat color number and name for each base element—column, bezel casting, and foot
- Laminate or wood color number and name for top
- Edge selection:
  - Self-edge laminate or wood veneer to match top
  - Runner vinyl: colors below
  - Solid wood Runner, convex, beveled, knife, or waterfall edge
- Vinyl color number and name for Runner vinyl edge, if selected: 6680 Black, 6681 Warm White, 6682 Smoke, or 6683 Woodrose
- Wood color number and name for wood edge, if selected  
*Exception: Wood edge will match the surface of a wood veneer top, so no color specification is needed.*  
*Tip: If you specify a wood edge on a top with wood grain laminate, the edge and top may not match.*
- Options: if selected (see list)
  - *Surface Materials*, page 126

**Options****Factory-installed hinged modesty panel**

8"H ribbed panel: extruded aluminum with powder coat color and black, elastic mesh bag for cable management.  
*Tip: Panel folds to store with tables.*

- 60"L +\$169 U.S. **+\$237 Canada**
  - 72"L +\$192 U.S. **+\$269 Canada**
- Specify "with factory-installed modesty panel" and select powder coat color number and name.

**Flex ganger package** ► page 127

Factory-installed flex gangers to join adjacent tables: black plastic

- End-to-end +\$60 U.S. **+\$84 Canada**
  - Side-to-side +\$60 each U.S. **+\$84 each Canada**
  - End-and-side +\$120 each U.S. **+\$168 each Canada**
- Specify "end-to-end (or side-to-side, or end-and-side) flex gangers."

• **Casters** ► page 129

2"-diameter, locking, dual-wheel casters to support top at fixed height of 28.5"H: black plastic  
 +\$103 U.S. **+\$144 Canada**  
 Specify by adding suffix **C** to product number.

• **Grommets** ► page 132

Factory-installed, 2"-diameter grommet with snap-out cover: black plastic only  
 +\$55 each U.S. **+\$77 each Canada**  
 Specify "with grommet left (right, or center)."

• **Grain-matched veneer\*** ► page 120• **Stain-to-match** ► page 121• **Cut-down top** ► page 118• **Spheres** ► page 134**Accessories**• **Bar ganger package** ► page 338• **Stella keyboard support** ► page 352• **Interport\*** ► page 339

\* Send us a drawing



60"L x 36"W

**483954**

**U.S. Canada**



72"L x 36"W

**484954**

**U.S. Canada**

**Self Edge or Runner Vinyl Edge**

Grade 1 Laminate	\$ 694	<b>\$ 972</b>	\$ 713	<b>\$ 998</b>
Grade 2 Laminate	\$ 742	<b>\$1039</b>	\$ 772	<b>\$1081</b>
Wood Veneer	\$1409	<b>\$1973</b>	\$1428	<b>\$1999</b>

**Runner Wood Edge or Convex Wood Edge**

Grade 1 Laminate	\$1247	<b>\$1746</b>	\$1255	<b>\$1757</b>
Grade 2 Laminate	\$1295	<b>\$1813</b>	\$1314	<b>\$1840</b>
Wood Veneer	\$1962	<b>\$2747</b>	\$1970	<b>\$2758</b>

**Beveled Wood Edge**

Grade 1 Laminate	\$1295	<b>\$1813</b>	\$1303	<b>\$1824</b>
Grade 2 Laminate	\$1343	<b>\$1880</b>	\$1362	<b>\$1907</b>
Wood Veneer	\$2010	<b>\$2814</b>	\$2018	<b>\$2825</b>

**Knife Wood Edge or Waterfall Wood Edge**

Grade 1 Laminate	\$1377	<b>\$1928</b>	\$1384	<b>\$1937</b>
Grade 2 Laminate	\$1425	<b>\$1995</b>	\$1443	<b>\$2020</b>
Wood Veneer	\$2092	<b>\$2929</b>	\$2099	<b>\$2938</b>

36"W

- ▶ Master Class, page 116
- ▶ Product weights, page 382

**Standard Includes**

- Height: 28.5"H
- Top: 1.25" lightweight honeycomb core with particle board frame and laminate surface
- Edge: Runner vinyl edge
- Two 30"W T-bases:
  - 2.25" x 1.5" column: extruded aluminum with powder coat color
  - Bezel casting at union of column and feet: cast zinc with powder coat color
  - D-shaped feet: steel with powder coat color
- Folding mechanism with dual-arc motion to allow legs to fold flush with the underside of top
- Concealed leveling glides: non-marring, black plastic
- Threaded inserts in underside of top for end-to-end ganging
  - ▶ Order bar ganger package separately, page 338.
- Shipped set up

**Required to Specify**

- Product number
- Powder coat color number and name for each base element—column, bezel casting, and foot
- Laminate number and name for top
- Vinyl color number and name for Runner vinyl edge: 6680 Black, 6681 Warm White, 6682 Smoke, or 6683 Woodrose
- Options: if selected (see list)
  - ▶ *Surface Materials*, page 126

**Options****Factory-installed hinged modesty panel**

8"H ribbed panel: extruded aluminum with powder coat color and black, elastic mesh bag for cable management.  
*Tip: Panel folds to store with tables.*

- 60"L +\$169 U.S. **+\$237 Canada**
  - 72"L +\$192 U.S. **+\$269 Canada**
- Specify "with factory-installed modesty panel" and select powder coat color number and name.

**Flex ganger package** ▶ page 127

Factory-installed flex gangers to join adjacent tables:  
 black plastic

- End-to-end +\$60 U.S. **+\$84 Canada**
  - Side-to-side +\$60 each U.S. **+\$84 each Canada**
  - End-and-side +\$120 each U.S. **+\$168 each Canada**
- Specify "end-to-end (or side-to-side, or end-and-side) flex gangers."

**Grommets** ▶ page 132

Factory-installed, 2"-diameter grommet with snap-out cover:  
 black plastic only

- +\$55 each U.S. **+\$77 each Canada**
- Specify "with grommet left (right, or center)."

**Spheres** ▶ page 134

Factory-installed opening and sphere to be installed on site:  
 black plastic only

- PSP = Four simplex power outlets  
 +\$280 each U.S. **+\$392 each Canada**
  - PCS = Two simplex power outlets and two data jack locations  
 +\$192 each U.S. **+\$269 each Canada**
  - CSP = Four data jack locations  
 +\$127 each U.S. **+\$178 each Canada**
- Specify "with sphere left (right, or center)" and indicate the specific type of sphere you want.

**Accessories**

- **Bar ganger package** ▶ page 338
- **Interport\*** ▶ page 339



\* Send us a drawing



60"L x 36"W

**184955**

U.S. **Canada**



72"L x 36"W

**194955**

U.S. **Canada**

**Runner Vinyl Edge**

Grade 1 Laminate	\$862	<b>\$1207</b>	\$881	<b>\$1233</b>
Grade 2 Laminate	\$910	<b>\$1274</b>	\$940	<b>\$1316</b>

- Master Class, page 116
- Product weights, page 382

**Standard Includes**

- Height: 28.5"H
- Top: 1.25" particle board core with laminate or straight-grain wood veneer surface
- Edge: Runner vinyl edge
- Two 19.5"W T-bases:
  - 2.25" x 1.5" column: extruded aluminum with powder coat color
  - Bezel casting at union of column and feet: cast zinc with powder coat color
  - D-shaped feet: steel with powder coat color
- Concealed leveling glides: non-marring, black plastic
- Threaded inserts in underside of top for end-to-end ganging
  - Order bar ganger package separately, page 338.
- Shipped K.D.

**Required to Specify**

- Product number
- Powder coat color number and name for each base element—column, bezel casting, and foot
- Laminate or wood color number and name for top
- Edge selection:
  - Runner vinyl: colors below
- Vinyl color number and name for Runner vinyl edge, if selected: 6680 Black, 6681 Warm White, 6682 Smoke, or 6683 Woodrose
- Options: if selected (see list)
  - *Surface Materials*, page 126

**Options**

**Factory-installed removable modesty panel**

8"H ribbed panel: extruded aluminum with powder coat color and black, elastic mesh bag for cable management.  
*Tip: On trapezoid tables, modesty panel attaches to short side.*

*Tip: Remove panel to store with tables.*

- 48"L +\$146 U.S. **+\$204 Canada**
  - 60"L +\$169 U.S. **+\$237 Canada**
- Specify "with factory-installed modesty panel" and select powder coat color number and name.

**Flex ganger package** ► page 127

Factory-installed flex gangers to join adjacent tables: black plastic

- End-to-end +\$60 U.S. **+\$84 Canada**
  - Side-to-side +\$60 each U.S. **+\$84 each Canada**
  - End-and-side +\$120 each U.S. **+\$168 each Canada**
- Specify "end-to-end (or side-to-side, or end-and-side) flex gangers."

• **Casters** ► page 129

2"-diameter, locking, dual-wheel casters to support top at fixed height of 28.5"H: black plastic

+\$103 U.S. **+\$144 Canada**

Specify by adding suffix **C** to product number.

*Runner trapezoid tables are available with either casters or a flip top option, not both.*

• **Grommets\*** ► page 132

Factory-installed, 2"-diameter grommet with snap-out cover: black plastic only

+\$55 each U.S. **+\$77 each Canada**

Specify "with grommet left (right, or center)."

• **Grain-matched veneer\*** ► page 120

• **Stain-to-match** ► page 121

**Accessories**

• **Bar ganger package** ► page 338

• **Interport\*** ► page 339

• **Spheres\*** ► page 340



\* Send us a drawing



48"L x 24" x 24"



**444950**

**U.S. Canada**



60"L x 30" x 30"



**445952**

**U.S. Canada**

⚡ = Vecta Express,  
► Page 6

**Runner Vinyl Edge**

Grade 1 Laminate	\$ 571	<b>\$ 799</b>	\$ 662	<b>\$ 927</b>
Grade 2 Laminate	\$ 598	<b>\$ 837</b>	\$ 705	<b>\$ 987</b>
Wood Veneer	\$1231	<b>\$1723</b>	\$1412	<b>\$1977</b>

- ▶ Master Class, page 116
- ▶ Product weights, page 382

**Standard Includes**

- Top: 1.25" particle board core with laminate surface
- Edge: Runner vinyl edge
- Attachment hardware to connect to adjacent folding or non-folding Runner tables

**Required to Specify**

- Product number
  - Laminate color number and name for top
  - Vinyl color number and name for Runner vinyl edge: 6680 Black, 6681 Warm White, 6682 Smoke, or 6683 Woodrose
- ▶ *Surface Materials*, page 126



90°  
For use with 20"W tops

**231000**

90°  
For use with 24"W tops

**232000**

90°  
For use with 30"W tops

**233000**

90°  
For use with 36"W tops

**234000****Runner Vinyl Edge**

Grade 1 Laminate	\$224	<b>\$314</b>	\$246	<b>\$344</b>	\$270	<b>\$378</b>	\$296	<b>\$414</b>
Grade 2 Laminate	\$251	<b>\$352</b>	\$271	<b>\$379</b>	\$295	<b>\$413</b>	\$323	<b>\$452</b>

Flex Ganger Package

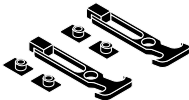
- ▶ Master Class, page 127
- ▶ Product weights, page 382

Standard Includes

- Two field-installed flexible ganger loops and four hooks:  
black plastic only  
*Tip: Order one ganger package for each table-to-table combination.*
- Installation instructions

Required to Specify

- Product number



793365  
U.S. Canada

\$60 \$84

Bar Ganger Package

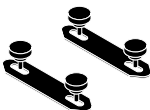
- ▶ Master Class, page 128
- ▶ Product weights, page 382

Standard Includes

- Two field-installed steel bars and four threaded hand knobs:  
black steel only

Required to Specify

- Product number



793335  
U.S. Canada

\$38 \$53

Vertical Wire Manager

- ▶ Master Class, page 146
- ▶ Product weights, page 382

Standard Includes

- Vertical wire manager that snaps onto Runner leg:  
black plastic only

Required to Specify

- Product number



19"H x 2.75"W x 1.13"D

RWM  
U.S. Canada

\$22 \$31

## Dolly

► Product weights, page 382

### Standard Includes

- Platform and rails: tubular steel with non-marring red vinyl coating
- Four heavy-duty swivel casters: non-marring, black
- Capacity: 7 folded tables

### Required to Specify

- Product number



38.5"L x 27.5"W x 34"H



**793359**

**U.S. Canada**

\$792 \$1109

## Interport

► Master Class, page 136

► Product weights, page 382

### Standard Includes

- 7" x 5" module with hinged-door cover: plastic
- 6' power cord

*Tip: Send us a drawing with measurements indicating the exact location(s) in the table. If the locations are possible without any other changes to the table, we will manufacture the top with the cutouts at no additional charges and ship the Interports separately, for field installation. However, if your requested locations require changes to the standard table design, you will incur additional charges.*

*Tip: If you do not send us a drawing, we will ship the module with instructions and a hole-cutting template for field installation.*



**793381**

**U.S. Canada**

\$235 \$329

Spheres

- ▶ Master Class, page 134
- ▶ Product weights, page 382

Standard Includes

- 3.375"-diameter sphere: black plastic
- 6' power cord

*Tip: Send us a drawing indicating the desired location. The sphere will be shipped separately so it can be installed on site in the factory-cut opening. If you do not send us a drawing, we will ship the sphere with instructions and a hole-cutting template for field installation.*

Required to Specify

- Product number



Four simplex power outlets

**PSP**  
**U.S.**     **Canada**

\$280     \$392



Two simplex power outlets  
and two data jack locations

**PCS**  
**U.S.**     **Canada**

\$192     \$269



Four data jack locations

**CSP**  
**U.S.**     **Canada**

\$127     \$178



- Master Class, page 116
- Product weights, page 382

#### Standard Includes

- Height: 28.5"H
- Top: 1.25" particle board core and laminate or straight-grain or wedge-cut wood veneer surface  
*Tip: Tops that are 72"-diameter or less ship in one piece. Sectioned tops with Tite-Joint fasteners for assembly on site are available as an option.*
- Edge: self-edge laminate, Runner vinyl, self-edge wood veneer, or solid wood Runner, convex, beveled, or knife edge
- I-legs:
  - 2.25" x 2.25" extruded aluminum with powder coat color
  - Bezel casting at bottom: cast zinc with powder coat color
- Concealed leveling glides: non-marring, black plastic
- Shipped K.D.

#### Required to Specify

- Product number
- Powder coat color number and name for each base element—column and bezel casting
- Laminate or wood color number and name for top. Specify straight-grain or wedge-cut veneer.
- Edge selection:
  - Self-edge laminate or wood veneer to match top
  - Runner vinyl: colors below
  - Solid wood Runner, convex, beveled, or knife edge
- Vinyl color number and name for Runner vinyl edge, if selected: 6680 Black, 6681 Warm White, 6682 Smoke, or 6683 Woodrose

- Wood color number and name for wood edge, if selected  
*Exception: Wood edge will match the surface of a wood veneer top, so no color specification is needed.*  
*Tip: If you specify a wood edge on a top with wood grain laminate, the edge and the top may not match.*
- Options: if selected (see list)  
► Surface Materials, page 126

#### Options





- **Casters** ► page 129  
3"-diameter, locking, dual-wheel casters to support top at fixed height of 28.5"H: black plastic  
+\$103 U.S. **+\$144 Canada**  
Specify by adding suffix **C** to product number.
- **Stain-to-match** ► page 121
- **Sectioned top** ► page 117
- **Cut-down top** ► page 118
- **Grommets\*** ► page 132

#### Accessories

- **Interport\*** ► page 339
- **Spheres\*** ► page 340



\* Send us a drawing

			
48" diameter	54" diameter	60" diameter	72" diameter
<b>336960</b> U.S. <b>Canada</b>	<b>337960</b> U.S. <b>Canada</b>	<b>338960</b> U.S. <b>Canada</b>	<b>339960</b> U.S. <b>Canada</b>

#### Self Edge or Runner Vinyl Edge

Grade 1 Laminate	\$ 949 <b>\$1329</b>	\$1093 <b>\$1530</b>	\$1096 <b>\$1534</b>	\$1687 <b>\$2362</b>
Grade 2 Laminate	\$1001 <b>\$1402</b>	\$1159 <b>\$1622</b>	\$1177 <b>\$1647</b>	\$1804 <b>\$2526</b>
Wood Veneer	\$1456 <b>\$2039</b>	\$1880 <b>\$2632</b>	\$1973 <b>\$2762</b>	\$2956 <b>\$4139</b>
Wedge-Cut Veneer	\$2870 <b>\$4018</b>	\$2947 <b>\$4126</b>	\$3040 <b>\$4256</b>	\$4400 <b>\$6160</b>

#### Runner Wood Edge or Convex Wood Edge

Grade 1 Laminate	\$1633 <b>\$2287</b>	\$1861 <b>\$2605</b>	\$1918 <b>\$2685</b>	\$2908 <b>\$4071</b>
Grade 2 Laminate	\$1685 <b>\$2360</b>	\$1927 <b>\$2697</b>	\$1999 <b>\$2798</b>	\$3025 <b>\$4235</b>
Wood Veneer	\$2140 <b>\$2997</b>	\$2648 <b>\$3707</b>	\$2795 <b>\$3913</b>	\$4177 <b>\$5848</b>
Wedge-Cut Veneer	\$3554 <b>\$4976</b>	\$3715 <b>\$5201</b>	\$3862 <b>\$5407</b>	\$5621 <b>\$7869</b>

#### Beveled Wood Edge

Grade 1 Laminate	\$1846 <b>\$2585</b>	\$2187 <b>\$3062</b>	\$2253 <b>\$3154</b>	\$3331 <b>\$4664</b>
Grade 2 Laminate	\$1898 <b>\$2658</b>	\$2253 <b>\$3154</b>	\$2334 <b>\$3267</b>	\$3448 <b>\$4828</b>
Wood Veneer	\$2353 <b>\$3295</b>	\$2974 <b>\$4164</b>	\$3130 <b>\$4382</b>	\$4600 <b>\$6441</b>
Wedge-Cut Veneer	\$3767 <b>\$5274</b>	\$4041 <b>\$5658</b>	\$4197 <b>\$5876</b>	\$6044 <b>\$8462</b>

#### Knife Wood Edge

Grade 1 Laminate	\$2070 <b>\$2898</b>	\$2490 <b>\$3486</b>	N.A. <b>N.A.</b>	N.A. <b>N.A.</b>
Grade 2 Laminate	\$2122 <b>\$2971</b>	\$2556 <b>\$3578</b>	N.A. <b>N.A.</b>	N.A. <b>N.A.</b>
Wood Veneer	\$2577 <b>\$3608</b>	\$3277 <b>\$4588</b>	N.A. <b>N.A.</b>	N.A. <b>N.A.</b>
Wedge-Cut Veneer	\$3991 <b>\$5587</b>	\$4344 <b>\$6082</b>	N.A. <b>N.A.</b>	N.A. <b>N.A.</b>

- ▶ Master Class, page 116
- ▶ Product weights, page 382

Standard Includes

- Height: 28.5"H
- Top: 1.25" particle board core and laminate or straight-grain wood veneer surface
- Edge: self-edge laminate, Runner vinyl, self-edge wood veneer, or solid wood Runner, convex, beveled, knife, or waterfall edge
- I-legs:
  - 2.25" x 2.25" extruded aluminum with powder coat color
  - Bezel casting at bottom: cast zinc with powder coat color
- Concealed leveling glides: non-marring, black plastic
- Shipped K.D.

Required to Specify

- Product number
- Powder coat color number and name for each base element—column and bezel casting
- Laminate or wood color number and name for top
- Edge selection:
  - Self-edge laminate or wood veneer to match top
  - Runner vinyl: colors below
  - Solid wood Runner, convex, beveled, knife, or waterfall edge
- Vinyl color number and name for Runner vinyl edge, if selected: 6680 Black, 6681 Warm White, 6682 Smoke, or 6683 Woodrose

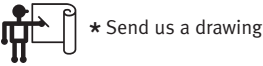
- Wood color number and name for wood edge, if selected  
*Exception: Wood edge will match the surface of a wood veneer top, so no color specification is needed.*  
*Tip: If you specify a wood edge on a top with wood grain laminate, the edge and the top may not match.*
- Options: if selected (see list)  
▶ Surface Materials, page 126

Options

- Casters ▶ page 129  
3"-diameter, locking, dual-wheel casters to support top at fixed height of 28.5"H: black plastic  
+\$103 U.S. *+\$144 Canada*  
Specify by adding suffix **C** to product number.
- Stain-to-match ▶ page 121
- Cut-down top ▶ page 118
- Grommets\* ▶ page 132

Accessories

- Interport\* ▶ page 339
- Spheres\* ▶ page 340



\* Send us a drawing



48" x 48"

**452960**  
U.S. *Canada*



54" x 54"

**488960**  
U.S. *Canada*



60" x 60"

**489960**  
U.S. *Canada*

Self Edge or Runner Vinyl Edge

Grade 1 Laminate	\$1028	<i>\$1439</i>	\$1195	<i>\$1673</i>	\$1205	<i>\$1687</i>
Grade 2 Laminate	\$1081	<i>\$1513</i>	\$1260	<i>\$1764</i>	\$1286	<i>\$1800</i>
Wood Veneer	\$1558	<i>\$2181</i>	\$1950	<i>\$2730</i>	\$2047	<i>\$2866</i>

Runner Wood Edge or Convex Wood Edge

Grade 1 Laminate	\$1616	<i>\$2262</i>	\$1825	<i>\$2555</i>	\$1877	<i>\$2628</i>
Grade 2 Laminate	\$1669	<i>\$2336</i>	\$1890	<i>\$2646</i>	\$1958	<i>\$2741</i>
Wood Veneer	\$2146	<i>\$3004</i>	\$2580	<i>\$3612</i>	\$2719	<i>\$3807</i>

Beveled Wood Edge

Grade 1 Laminate	\$1818	<i>\$2545</i>	\$2115	<i>\$2961</i>	\$2178	<i>\$3049</i>
Grade 2 Laminate	\$1871	<i>\$2619</i>	\$2180	<i>\$3052</i>	\$2259	<i>\$3162</i>
Wood Veneer	\$2348	<i>\$3287</i>	\$2870	<i>\$4018</i>	\$3020	<i>\$4228</i>

Knife Wood Edge or Waterfall Wood Edge

Grade 1 Laminate	\$1899	<i>\$2658</i>	\$2233	<i>\$3126</i>	\$2556	<i>\$3578</i>
Grade 2 Laminate	\$1952	<i>\$2732</i>	\$2298	<i>\$3217</i>	\$2637	<i>\$3691</i>
Wood Veneer	\$2429	<i>\$3400</i>	\$2988	<i>\$4183</i>	\$3398	<i>\$4757</i>

48"W

- Master Class, page 116
- Product weights, page 382

**Standard Includes**

- Height: 28.5"H
- Top: 1.25" particle board core and laminate or straight-grain wood veneer surface  
*Tip: Tops that are 12'L or less ship in one piece. Sectioned tops with Tite-Joint fasteners for assembly on site are available as an option.*
- Edge: self-edge laminate, Runner vinyl, self-edge wood veneer, or solid wood Runner, convex, beveled, knife, or waterfall edge
- I-legs:
  - 2.25" x 2.25" extruded aluminum with powder coat color
  - Bezel casting at bottom: cast zinc with powder coat color
- Concealed leveling glides: non-marring, black plastic
- Shipped K.D.

**Required to Specify**

- Product number
- Powder coat color number and name for each base element—column and bezel casting
- Laminate or wood color number and name for top
- Edge selection:
  - Self-edge laminate or wood veneer to match top
  - Runner vinyl: colors below
  - Solid wood Runner, convex, beveled, knife, or waterfall edge
- Vinyl color number and name for Runner vinyl edge, if selected: 6680 Black, 6681 Warm White, 6682 Smoke, or 6683 Woodrose

- Wood color number and name for wood edge, if selected  
*Exception: Wood edge will match the surface of a wood veneer top, so no color specification is needed.*  
*Tip: If you specify a wood edge on a top with wood grain laminate, the edge and the top may not match.*
- Options: if selected (see list)  
► Surface Materials, page 126

**Options****Casters** ► page 129

3"-diameter, locking, dual-wheel casters to support top at fixed height of 28.5"H: black plastic

- Four-leg tables +\$103 U.S. **+\$144 Canada**
- Six-leg tables +\$155 U.S. **+\$217 Canada**  
Specify by adding suffix **C** to product number.

• **Stain-to-match** ► page 121• **Sectioned top** ► page 117• **Cut-down top** ► page 118• **Grommets\*** ► page 132**Accessories**• **Interport\*** ► page 339• **Spheres\*** ► page 340

\* Send us a drawing



84"L x 48"W

**455960**U.S. **Canada**

96"L x 48"W

**456960**U.S. **Canada**

108"L x 48"W

**457960**U.S. **Canada**

10'L x 48"W

**458960**U.S. **Canada****Self Edge or Runner Vinyl Edge**

Grade 1 Laminate	\$1246	<b>\$1744</b>	\$1247	<b>\$1746</b>	\$1904	<b>\$2666</b>	\$1941	<b>\$2717</b>
Grade 2 Laminate	\$1338	<b>\$1873</b>	\$1351	<b>\$1892</b>	\$2020	<b>\$2828</b>	\$2070	<b>\$2898</b>
Wood Veneer	\$2189	<b>\$3064</b>	\$2257	<b>\$3160</b>	\$3609	<b>\$5053</b>	\$3720	<b>\$5208</b>

**Runner Wood Edge or Convex Wood Edge**

Grade 1 Laminate	\$1985	<b>\$2779</b>	\$2033	<b>\$2846</b>	\$3230	<b>\$4522</b>	\$3385	<b>\$4739</b>
Grade 2 Laminate	\$2077	<b>\$2908</b>	\$2137	<b>\$2992</b>	\$3346	<b>\$4684</b>	\$3514	<b>\$4920</b>
Wood Veneer	\$2928	<b>\$4099</b>	\$3043	<b>\$4260</b>	\$4935	<b>\$6909</b>	\$5164	<b>\$7230</b>

**Beveled Wood Edge**

Grade 1 Laminate	\$2034	<b>\$2847</b>	\$2083	<b>\$2916</b>	\$3389	<b>\$4745</b>	\$3489	<b>\$4884</b>
Grade 2 Laminate	\$2126	<b>\$2976</b>	\$2187	<b>\$3062</b>	\$3505	<b>\$4907</b>	\$3618	<b>\$5065</b>
Wood Veneer	\$2977	<b>\$4167</b>	\$3093	<b>\$4330</b>	\$5094	<b>\$7132</b>	\$5268	<b>\$7375</b>

**Knife Wood Edge or Waterfall Wood Edge**

Grade 1 Laminate	\$2151	<b>\$3011</b>	\$2207	<b>\$3090</b>	\$3595	<b>\$5033</b>	\$3703	<b>\$5184</b>
Grade 2 Laminate	\$2243	<b>\$3140</b>	\$2311	<b>\$3236</b>	\$3711	<b>\$5195</b>	\$3832	<b>\$5365</b>
Wood Veneer	\$3094	<b>\$4331</b>	\$3217	<b>\$4504</b>	\$5300	<b>\$7420</b>	\$5482	<b>\$7675</b>

DESIGNED BY JEFF CRONK  
RUNNER I-LEG

- Master Class, page 116  
► Product weights, page 382

### Standard Includes

- Height: 28.5"H
- Top: 1.25" particle board core and laminate or straight-grain or wedge-cut wood veneer surface  
*Tip: Tops that are 12'L or less ship in one piece. Sectioned tops with Tite-Joint fasteners for assembly on site are available as an option.*
- Edge: self-edge laminate, Runner vinyl, self-edge wood veneer, or solid wood Runner, convex, beveled, or knife edge
- I-legs:
  - 2.25" x 2.25" extruded aluminum with powder coat color
  - Bezel casting at bottom: cast zinc with powder coat color
- Concealed leveling glides: non-marring, black plastic
- Shipped K.D.

### Required to Specify

- Product number
- Powder coat color number and name for each base element—column and bezel casting
- Laminate or wood color number and name for top. Specify straight-grain or wedge-cut veneer.
- Edge selection:
  - Self-edge laminate or wood veneer to match top
  - Runner vinyl: colors below
  - Solid wood Runner, convex, beveled, or knife edge
- Vinyl color number and name for Runner vinyl edge, if selected: 6680 Black, 6681 Warm White, 6682 Smoke, or 6683 Woodrose

- Wood color number and name for wood edge, if selected  
*Exception: Wood edge will match the surface of a wood veneer top, so no color specification is needed.*  
*Tip: If you specify a wood edge on a top with wood grain laminate, the edge and the top may not match.*
- Options: if selected (see list)  
► Surface Materials, page 126

### Options

- Casters ► page 129  
3"-diameter, locking, dual-wheel casters to support top at fixed height of 28.5"H: black plastic
- Four-leg tables +\$103 U.S. **+\$144 Canada**
- Six-leg tables +\$155 U.S. **+\$217 Canada**  
Specify by adding suffix **C** to product number.
- Stain-to-match ► page 121
- Sectioned top ► page 117
- Cut-down top ► page 118
- Grommets\* ► page 132

### Accessories

- Interport\* ► page 339
- Spheres\* ► page 340



\* Send us a drawing



72"L x 36"W

**273960**  
U.S. **Canada**




96"L x 48"W

**275960**  
U.S. **Canada**



10'L x 48"W

**276960**  
U.S. **Canada**



10'L x 60"W

**251960**  
U.S. **Canada**

### Self Edge or Runner Vinyl Edge

Grade 1 Laminate	\$1068	<b>\$1495</b>	\$1332	<b>\$1865</b>	\$1916	<b>\$ 2682</b>	\$2142	<b>\$ 2999</b>
Grade 2 Laminate	\$1127	<b>\$1578</b>	\$1436	<b>\$2011</b>	\$2045	<b>\$ 2863</b>	\$2304	<b>\$ 3226</b>
Wood Veneer	\$2000	<b>\$2800</b>	\$2678	<b>\$3749</b>	\$4188	<b>\$ 5863</b>	\$4458	<b>\$ 6241</b>
Wedge-Cut Veneer	\$3202	<b>\$4483</b>	\$4474	<b>\$6264</b>	\$5757	<b>\$ 8059</b>	\$6134	<b>\$ 8588</b>

### Runner Wood Edge or Convex Wood Edge

Grade 1 Laminate	\$2028	<b>\$2839</b>	\$2770	<b>\$3878</b>	\$3549	<b>\$ 4968</b>	\$4043	<b>\$ 5660</b>
Grade 2 Laminate	\$2087	<b>\$2922</b>	\$2874	<b>\$4024</b>	\$3678	<b>\$ 5149</b>	\$4205	<b>\$ 5887</b>
Wood Veneer	\$2960	<b>\$4144</b>	\$4116	<b>\$5762</b>	\$5821	<b>\$ 8149</b>	\$6359	<b>\$ 8902</b>
Wedge-Cut Veneer	\$4162	<b>\$5827</b>	\$5912	<b>\$8277</b>	\$7390	<b>\$10,345</b>	\$8035	<b>\$11,249</b>



### Beveled Wood Edge

Grade 1 Laminate	\$2311	<b>\$3235</b>	\$3125	<b>\$4375</b>	\$4065	<b>\$ 5691</b>	\$4676	<b>\$ 6547</b>
Grade 2 Laminate	\$2370	<b>\$3318</b>	\$3229	<b>\$4521</b>	\$4194	<b>\$ 5872</b>	\$4838	<b>\$ 6774</b>
Wood Veneer	\$3243	<b>\$4540</b>	\$4471	<b>\$6259</b>	\$6337	<b>\$ 8872</b>	\$6992	<b>\$ 9789</b>
Wedge-Cut Veneer	\$4445	<b>\$6223</b>	\$6267	<b>\$8774</b>	\$7906	<b>\$11,068</b>	\$8668	<b>\$12,136</b>

### Knife Wood Edge

Grade 1 Laminate	\$3239	<b>\$4535</b>	\$3500	<b>\$4900</b>	\$4612	<b>\$ 6456</b>	N.A.	<b>N.A.</b>
Grade 2 Laminate	\$3298	<b>\$4617</b>	\$3604	<b>\$5046</b>	\$4741	<b>\$ 6637</b>	N.A.	<b>N.A.</b>
Wood Veneer	\$4171	<b>\$5839</b>	\$4846	<b>\$6784</b>	\$6884	<b>\$ 9637</b>	N.A.	<b>N.A.</b>
Wedge-Cut Veneer	\$5373	<b>\$7522</b>	\$6642	<b>\$9299</b>	\$8453	<b>\$11,833</b>	N.A.	<b>N.A.</b>

► Master Class, page 116  
► Product weights, page 382

Standard Includes		Required to Specify	
<ul style="list-style-type: none"><li>• Height: 27.25"H</li><li>• I-legs:<ul style="list-style-type: none"><li>– 2.25" x 2.25" extruded aluminum with powder coat color</li><li>– Bezel casting at bottom: cast zinc with powder coat color</li></ul></li><li>• Concealed leveling glide, if selected: non-marring, black plastic</li><li>• 3"-diameter, locking, dual-wheel caster, if selected: black plastic</li></ul>		<ul style="list-style-type: none"><li>• Product number</li><li>• Powder coat color number and name for each base element—column and bezel casting</li></ul> ► <i>Surface Materials</i> , page 126	
	With glide		With caster
<b>000960</b>		<b>000960C</b>	
<b>U.S.</b>	<b>Canada</b>	<b>U.S.</b>	<b>Canada</b>
\$159	\$223	\$184	\$258

DESIGNED BY JEFF CRONK

RUNNER I-LEG

- ▶ Master Class, page 116
- ▶ Product weights, page 382

Standard Includes

- Height: 28.5"H on carts with one or no shelves, 37.75"H on carts with two shelves
- Top: 1.25" particle board core with laminate surface
- Edge: Runner vinyl edge
- Grommet in back right corner of each surface: black plastic only
- Two 24"W T-bases:
  - 2.25" x 1.5" column: extruded aluminum with powder coat color
  - Bezel casting at union of column and feet: cast zinc with powder coat color
  - D-shaped feet: steel with powder coat color
- 3"-diameter, locking, dual-wheel casters: black plastic only
- Vertical wire manager: black plastic
- Shipped K.D.

Required to Specify

- Product number
- Powder coat color number and name for each base element—column, bezel casting, and foot
- Laminate color number and name for tops
- Vinyl color number and name for Runner vinyl edge: 6680 Black, 6681 Warm White, 6682 Smoke, or 6683 Woodrose
- Options: if selected (see list)
  - ▶ *Surface Materials*, page 126

Options

- **Glides**  
Concealed leveling glides in place of casters: non-marring, black plastic  
No cost  
Specify by deleting suffix **C** from the product number.
- **Factory-installed fixed modesty panel**  
8"H ribbed panel: extruded aluminum with powder coat color and black, elastic mesh bag for cable management.
  - With no shelves +\$141 U.S. **+\$197 Canada**
  - With one shelf +\$141 U.S. **+\$197 Canada**
  - With two shelves +\$270 U.S. **+\$378 Canada**Specify "with factory-installed modesty panel" and select powder coat color number and name.

Accessories

- **CPU sling for 48"L carts only** ▶ page 351
- **Power strip** ▶ page 351
- **Stella keyboard support** ▶ page 352



36"L x 28"W

**164958C**  
U.S. **Canada**



36"L x 28"W  
with one shelf

**165128C**  
U.S. **Canada**



36"L x 28"W  
with two shelves

**166128C**  
U.S. **Canada**

36"L

Runner Vinyl Edge

Grade 1 Laminate	\$660 <b>\$924</b>	\$915 <b>\$1281</b>	\$1071 <b>\$1499</b>
Grade 2 Laminate	\$682 <b>\$955</b>	\$958 <b>\$1341</b>	\$1138 <b>\$1593</b>



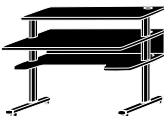
48"L x 28"W

**174958C**  
U.S. **Canada**



48"L x 28"W  
with one shelf

**175128C**  
U.S. **Canada**



48"L x 28"W  
with two shelves

**176128C**  
U.S. **Canada**

48"L

Runner Vinyl Edge

Grade 1 Laminate	\$682 <b>\$955</b>	\$936 <b>\$1310</b>	\$1088 <b>\$1523</b>
Grade 2 Laminate	\$710 <b>\$994</b>	\$992 <b>\$1388</b>	\$1173 <b>\$1642</b>

- ▶ Master Class, page 116
- ▶ Product weights, page 382

**Standard Includes**

- Height: 34"H
- Top: 1.25" particle board core with laminate surface
- Edge: Runner vinyl edge
- Grommet in back right corner of each surface: black plastic only
- 15"D front surface adjusts from 29"H to 39"H with gas cylinder-dampened, dual-arm supports. Back shelf height is fixed at 34"H. Lower shelf height is fixed at 23.75"H.
- Two 24"W T-bases:
  - 2.25" x 1.5" column: extruded aluminum with powder coat color
  - Bezel casting at union of column and feet: cast zinc with powder coat color
  - D-shaped feet: steel with powder coat color
- 3"-diameter, locking, dual-wheel casters: black plastic only
- Fixed modesty panel: 8"H ribbed, extruded aluminum with powder coat color and black elastic mesh bag for cable management
- Vertical wire manager: black plastic only
- Shipped K.D.

**Required to Specify**

- Product number
- Powder coat color number and name for each base element—column, bezel casting, and foot
- Laminate color number and name for tops
- Vinyl color number and name for Runner vinyl edge: 6680 Black, 6681 Warm White, 6682 Smoke, or 6683 Woodrose
- Powder coat color number and name for modesty panel
- Options: if selected (see list)
  - ▶ *Surface Materials*, page 126

**Options**

- **Glides**  
Concealed leveling glides in place of casters: non-marring, black plastic  
No cost  
Specify by deleting suffix **C** from the product number.

**Accessories**

- **CPU sling** ▶ page 351
- **Power strip** ▶ page 351



48"L x 35"W

**175129C****U.S.      Canada****Runner Vinyl Edge**

Grade 1 Laminate	\$2108	<b>\$2951</b>
Grade 2 Laminate	\$2164	<b>\$3029</b>

- ▶ Master Class, page 116
- ▶ Product weights, page 382

Standard Includes

- Height: 28.5"H
- Top: 1.25" particle board core with laminate surface
- Edge: Runner vinyl edge
- Three grommets in back edge of back surface: black plastic only
- 20"D front surface height is fixed at 28.5"H. Back surface height is fixed at 22.5"H and accommodates up to three monitors.
- Three 24"W T-bases:
  - 2.25" x 1.5" column: extruded aluminum with powder coat color
  - Bezel casting at union of column and feet: cast zinc with powder coat color
  - D-shaped feet: steel with powder coat color
- Concealed leveling glides: non-marring, black plastic
- Fixed modesty panel: 8"H ribbed, extruded aluminum with powder coat color and black elastic mesh bag for cable management
- Vertical wire manager that snaps on to Runner leg: black plastic only
- Shipped K.D.

Required to Specify

- Product number
- Powder coat color number and name for each base element—column, bezel casting, and foot
- Laminate color number and name for tops
- Vinyl color number and name for Runner vinyl edge: 6680 Black, 6681 Warm White, 6682 Smoke, or 6683 Woodrose
- Powder coat color number and name for modesty panel
- Options: if selected (see list)
  - ▶ *Surface Materials*, page 126

Accessories

- **Interport\*** ▶ page 339
- **Spheres\*** ▶ page 340
- **CPU sling** ▶ page 351
- **Power strip** ▶ page 351
- **Stella keyboard support** ▶ page 352



\* Send us a drawing



84"L x 36"W

**175130**  
**U.S.      Canada**

Runner Vinyl Edge

Grade 1 Laminate	\$1544	<b>\$2162</b>
Grade 2 Laminate	\$1623	<b>\$2273</b>



- ▶ Master Class, page 116
- ▶ Product weights, page 382

**Standard Includes**

- Top: 1.25" particle board core with laminate surface
- Edge: Runner vinyl edge
- One fixed shelf at top, 32"L x 26"W, and one or two adjustable shelves, 25.5"L x 19.5"W  
*Tip: Accommodates monitor up to 32"W.*
- Belt to secure monitor in place
- Grommet in back center of each surface: black plastic only
- Two 24"W T-bases:
  - 4.75" x 1.75" column: extruded aluminum and steel with powder coat color
  - Bezel casting at union of column and feet: cast zinc with powder coat color
  - D-shaped feet: steel with powder coat color
- 3"-diameter, locking, dual-wheel casters: black plastic only
- Shipped set up

**Required to Specify**

- Product number
- Powder coat color number and name for each base element—column, bezel casting, and foot
- Laminate color number and name for tops
- Vinyl color number and name for Runner vinyl edge: 6680 Black, 6681 Warm White, 6682 Smoke, or 6683 Woodrose
- Options: if selected (see list)  
▶ *Surface Materials*, page 126

**Options**

- **Handle**  
To allow users to pull cart when relocating it: cast aluminum with powder coat color  
+\$108 U.S. **+\$151 Canada**  
Specify "*with handle*" and designate powder coat color number and name.

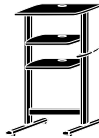
**Accessories**

- **Power strip** ▶ page 351



32"L x 26"W x 42"H  
One fixed shelf at top  
One adjustable shelf  
from 24"H to 36"H

**160130**  
U.S. **Canada**



32"L x 26"W x 54"H  
One fixed shelf at top  
Two adjustable shelves  
from 24"H to 48"H

**161131**  
U.S. **Canada**

**Runner Vinyl Edge**

Grade 1 Laminate	\$1186	<b>\$1660</b>	\$1402	<b>\$1963</b>
Grade 2 Laminate	\$1223	<b>\$1712</b>	\$1458	<b>\$2041</b>

- ▶ Master Class, page 116
- ▶ Product weights, page 382

Standard Includes

- Top: 1.25" particle board core with laminate surface
- Edge: Runner vinyl edge
- One fixed cutout shelf at top, 42"L x 30"W, and one adjustable shelf, 36"L x 20"W  
*Tip: Cutout accommodates projectors up to 18" square.*
- Grommet in back center of adjustable lower shelf: black plastic only
- Two 24"W T-bases:
  - 4.75" x 1.75" column: extruded aluminum and steel with powder coat color
  - Bezel casting at union of column and feet: cast aluminum with powder coat color
  - D-shaped feet: steel with powder coat color
- 3"-diameter, locking, dual-wheel casters: black plastic only
- Shipped set up

Required to Specify

- Product number
- Powder coat color number and name for each base element—column, bezel casting, and foot
- Laminate color number and name for tops
- Vinyl color number and name for Runner vinyl edge: 6680 Black, 6681 Warm White, 6682 Smoke, or 6683 Woodrose
- Options: if selected (see list)  
▶ *Surface Materials*, page 126

Accessories

- **Power strip** ▶ page 351



One fixed cutout shelf at top  
One adjustable shelf  
from 22"H to 30"H  
42"L x 30"W x 34"H

**162132**  
**U.S.**      **Canada**

Runner Vinyl Edge

Grade 1 Laminate	\$1077	<b>\$1508</b>
Grade 2 Laminate	\$1134	<b>\$1588</b>

CPU Sling for Runner TR Tables only

► Product weights, page 382

Standard Includes

- CPU sling from Details: black
  - For use with tower-oriented CPU that is at least 11"D with perimeter dimension of 53" or less. Weight up to 75 pounds.
  - Sling slides out 4.5" and swivels 360° for access to cables, drives, and connection points.
  - Required 20"D unobstructed space for mounting
  - CPU Sling may be ordered with the following Runner TR tables: 174958C, 175128C, 176128C, 175129C, and 175130.
- Tip: CPU sling is shipped with Runner TR table for installation on site.*
- Tip: For CPU sling on other tables, contact Details directly at 1.800.833.0411.*

Required to Specify

- Product number



5.5"W x 19.5"D

CPRSL (VCT)  
U.S. Canada

\$111 \$155

Power Strip


► Master Class, page 145  
► Product weights, page 382

Standard Includes

- Power strip with 15' cord and three-prong plug: black
- Six power outlets
- On-off switch
- Surge suppressor

Required to Specify

- Product number



793330  
U.S. Canada

\$160 \$224

Stella Keyboard Support

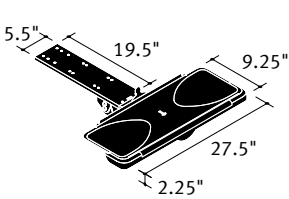
- ▶ Master Class, page 129
- ▶ Product weights, page 382

Standard Includes

- Stella keyboard support from Details shipped with your Runner table for installation on site: 6031 meteorite (grey)  
*Tip: Stella keyboard support requires 20"W worksurface.*  
*Tip: Runner tables cannot fold with keyboard support attached.*  
*Tip: Stella keyboard support must be ordered with an accompanying table.*
- Shipped K.D.

Required to Specify

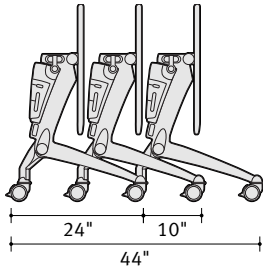
- Product number



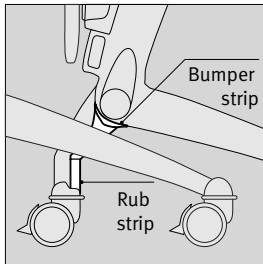
CCSAF2 (VCT)  
U.S.      Canada

\$405      \$567

**Train tables** are ideal for rapidly changing learning environments. Train tables have tops that flip. Tables nest for compact storage and can be rolled while nested.



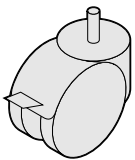
**Table with top flipped** is 24"W. Each additional table adds approximately 10". Three nested tables occupy about 44" of space and by angling can be moved through a standard 36"W doorway. Optional raceway or modesty panels do not affect nesting or space requirements.



**Bumpers and rub strips** on legs prevent tables from damaging each other when nested.

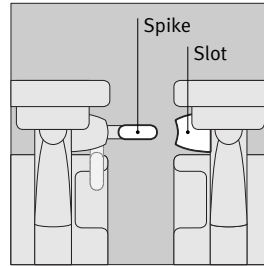
**Base** is cast aluminum with powder coat color. Offset leg design allows tables to nest.

**Table height** is standard at 28.5"H.



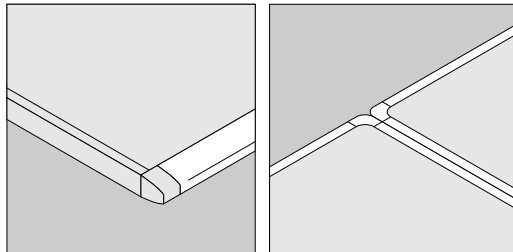
**Casters** are 3" diameter, locking dual wheels with urethane treads that allow the tables to move easily on hard or carpeted floors.

**Glides** are available as an alternative to casters if high mobility is not required. Glides are cast aluminum with a textured black powder coat. Adjustability range is 0.5"H. Replacing casters with glides does not alter the table height.

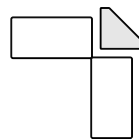


**Coupling device** is built into every Train table to enable tables to gang together end to end without tools or separate parts.

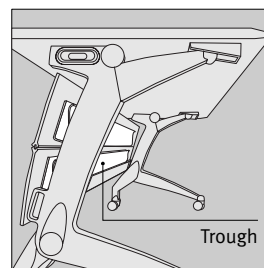
**Top** is 1"-thick particle board with laminate or straight-grain wood veneer surface.



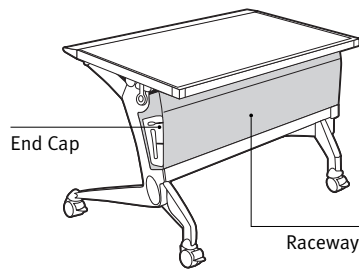
**Edges** are black vinyl. User edge is a soft, sloped profile that is comfortable for resting your arms. All other edges are flat and compress slightly when tables are ganged to produce a perfect seal. Corners are injection-molded plastic.



**Corner tops** can link perpendicular Train tables and expand the useable area in many configurations. Corner tops can also be specified with raceways to match adjacent tables.

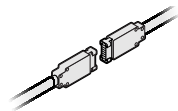


**Modesty panel** is available to enclose space beneath table and to provide two 2" x 3" wire management troughs. Panel is extruded aluminum with powder coat color to match the table legs. Modesty panel attaches to stretcher and swings open for access.

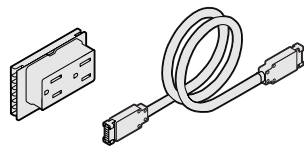


**Raceway** is a combination modesty panel, wire manager, and power/data distribution channel. Panel is extruded aluminum with powder coat color to match the table legs. Access to the space inside the raceway is possible from both sides. Two separate cable routing spaces are available. The high-capacity lower space accommodates power and homerun data cables. The upper space is used for appliance and patch cords. Removable end caps on raceways snap out to allow unobstructed cable routing.

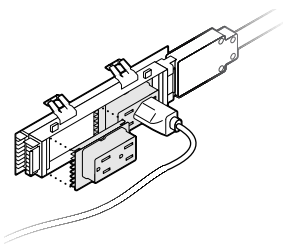
### Power Networks



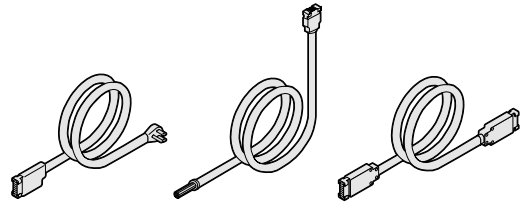
**Modular electrical system** can be specified with raceways on tables, or you can create a hardwired electrical network on site. Modular electrical units include harnesses with modular connectors to allow them to be snapped together or reconfigured and power blocks to accommodate power receptacles added on site.




**Duplex receptacles and power infeeds** are ordered separately.



**Duplex receptacles** snap into power blocks on site. They are coded to indicate which circuit and type of ground they will engage. Tools are not required for installation. Tables that are 48"L can accommodate up to two receptacles. Tables that are 60"L or 72"L can accommodate up to four receptacles.

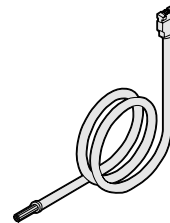


**Power infeeds** bring electrical power from the building to any table within a run of tables that are coupled together. Modular connections with the furniture is made at valance panel located at either end of the raceway on the knee-wall side, next to the table leg. Three alternative power infeeds can be used.




**Single-circuit power infeed** connects to the building with a NEMA 5-20R, three-prong plug within 18" of the table leg. Harness connects to table with a modular connector. Infeed carries a single 20-amp circuit.

*Tip: All other electrical components must be 3+1 schematic and you must specify circuit 1 receptacles.*



**Four-circuit, hardwire power infeed** connects to the building with a hardwired connection. Harness connects to the table with a modular connector. Infeed carries four 20-amp circuits. Connection must be made by a qualified electrician in accordance with local codes. A version of this infeed that is approved for use in New York City is also available.



**Four circuit, modular power infeed** connects to the building with a modular connection at both ends. Floor monument or wall box with modular connection point is hardwired to the building by a qualified electrician in accordance with local codes. Infeed carries four 20-amp circuits.

**Train table electrical power components** are available in various wiring schematics to accommodate a wide range of branch circuit configurations and power needs. The eight-wire system is available in three alternatives—four-circuit 3+1, four-circuit 2+2, and three-circuit separate neutrals. All components in an electrical system must use the same wiring schematic. Components are color coded and keyed to make it impossible to connect mismatched parts. ▶ See *Wiring Schematics*, page 357

**All Vecta electrical components** are approved by Underwriters Laboratory (UL) and by the Canadian Standards Association (CSA).

**All Vecta electrical systems** are designed in compliance with the National Electrical Code (NEC) and Canadian Electrical Code (CEC) to function as a multi-wire branch circuit. Installations should be made in accordance with the NEC or CEC provisions for multi-wire branch circuits.

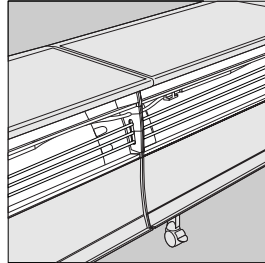
**Local electrical codes vary.** Consult a qualified electrical contractor or engineer for the proper installation of all electrical equipment.

**Chicago** and some other locations require installation to be hardwired.

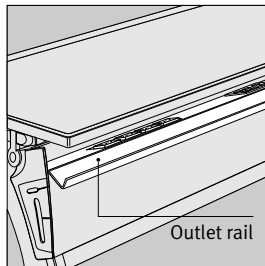
## Wire Management

**Modesty panel** includes two integral wire management troughs made of 2" x 3" extruded black plastic. Each track accommodates approximately 18 Cat 5 UTP cables or 4 power cords. The troughs are spaced apart to provide an opportunity to separate power and voice/data networks. Modesty panel is hinged in its center to allow access to the cable routing space from the aisle side of the table.

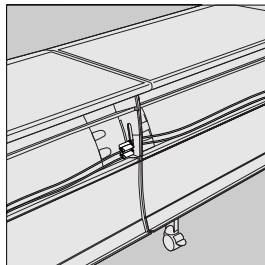
**Gap** between the underside of table top and the top of modesty panel provides a 1"H space to allow cables to be routed from the worksurface to the cable management troughs. Grommets can also be specified in the table top to route cables.



**Raceway** includes a 3" x 6" interior cavity that can accommodate approximately (40) four-pair UTP cables. Wire guide in this space is a steel bracket with numerous holes suitable for wire ties or clips to support tidy wire management. Raceway end caps have flexible vinyl openings to allow lay-in cable routing. Cables can enter or leave the raceway through openings in the valance panel.



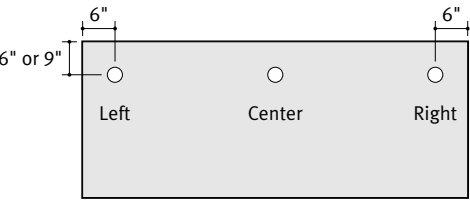
**Outlet rail** in the upper portion of the raceway has an opening to accommodate standard NEMA-style, single-gang, modular furniture voice/data faceplates.



**Versa cable components** are available to assemble modular voice/data networks. Modular harnesses come in three lengths that correspond to table lengths. They snap together to extend a network through the raceways of adjacent tables. Snap components apart to move or rearrange the tables.

**Modular infeeds** to connect to floor- or wall-mounted boxes or monuments are also available to connect voice/data access points in the building.

►Page 363

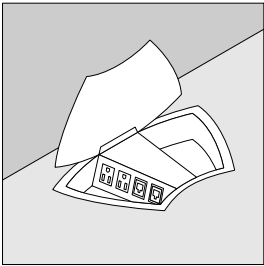


**Grommets** are available in the tops of Train tables to allow cords and cables to be routed through the top and into the modesty panel or raceway. Grommet is 2"-diameter, black plastic insert with snap-out cap. Standard grommet locations are 9" from the back edge on 30"W tops and 6" on 24"W tops. Grommets are located 6" from either end or centered along the length.

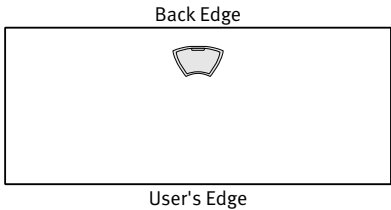
**To specify grommets** designate "*with grommet left (right, or center).*"

	List Price each	
	U.S.	Canada
Grommet	\$55	\$77

POD



**PODs** are optional power and communication modules that provide convenient access to electrical power and voice/data networks in the tops of Train tables. Hinged plastic cover conceals power and voice/data outlets, which are separated by a steel septum. Three power infeed alternatives are available—plug, hardware, and modular connector. Like all Vecta electrical components, PODs are UL and CSA listed.



**PODs** are centered along the back edge of all Train tables. PODs cannot be installed in Train corner tops.



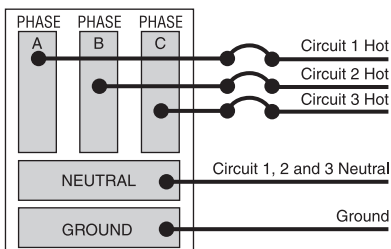
Wiring Schematics

## Four-Circuit, 3+1

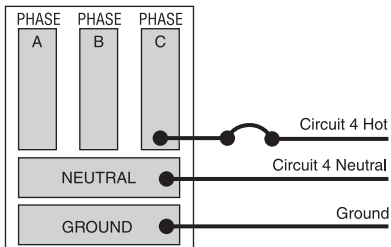
**Four-Circuit, 3+1** also known as 3+D (color-coded black). The fourth circuit is isolated and has its own neutral.



Circuit Panel 1

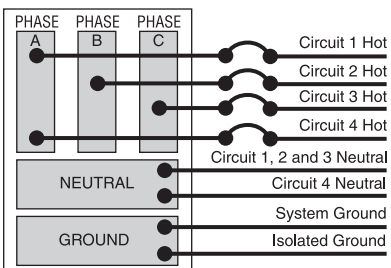


Circuit Panel 2



**In the four-circuit, 3+1 schematic,** circuits 1, 2, and 3 are distributed from the first circuit panel and are supported with one shared neutral and one shared ground. Circuit 4 is distributed from a second circuit panel and is supported with a separate neutral and ground.

Single 3-Phase Circuit Panel



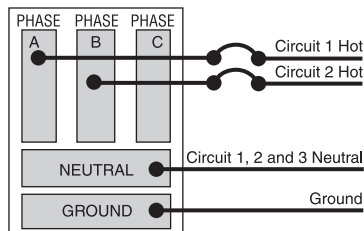
**On a single 3-phase circuit panel,** all four circuits are distributed as shown.

## Four-Circuit, 2+2

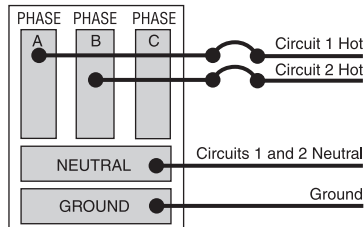
**Four-Circuit 2+2** (product number suffix “Y”, color-coded brown).



Circuit Panel 1

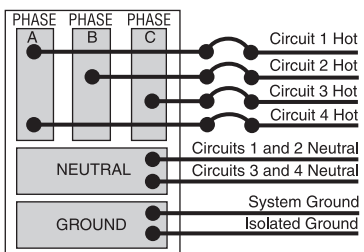


Circuit Panel 2



**In the four-circuit, 2+2 schematic,** circuits 1 and 2 are distributed from two different phases from the first circuit panel and are supported with one shared neutral and one shared ground. Circuits 3 and 4 are distributed from a second circuit panel and supported by their own shared neutral and ground.

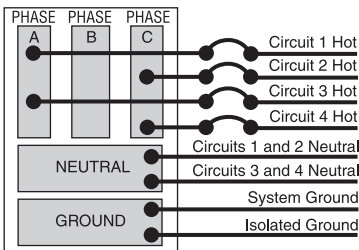
Single 3-Phase Circuit Panel



**On a single 3-phase circuit panel,** all four circuits are distributed as shown.

Wiring Schematics, continued

Split-Phase  
Circuit Panel



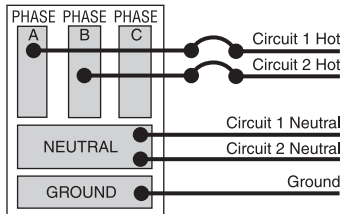
On a split-phase circuit panel, all four circuits are distributed as shown.

Three-Circuit, Separate Neutrals

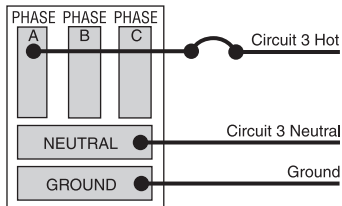
**Three-Circuit Separate Neutrals** (model number suffix “Z” to model number, color-coded rust). Three circuits are each provided with their own neutral wire.



Circuit Panel 1

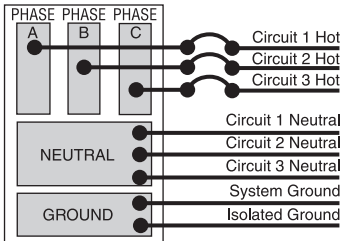


Circuit Panel 2



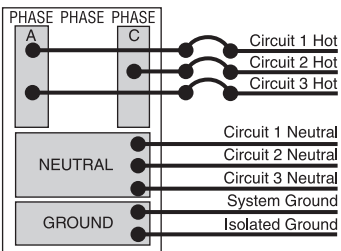
In the three-circuit, separate neutral schematic, circuits 1 and 2 are distributed from two different phases from the first circuit panel. Each circuit is supported with its own neutral and a common ground. Circuit 3 is distributed from the second circuit panel and is supported by its own neutral and ground.

Single 3-Phase  
Circuit Panel



On a single 3-phase circuit panel, all four circuits are distributed as shown.

Split-Phase  
Circuit Panel



On a split-phase circuit panel, all four circuits are distributed as shown.

- Master Class, pages 116, 353
- Product weights, page 382

**Standard Includes**

- Height: 28.5"H
- Top: 1.00" particle board core with laminate or straight-grain wood veneer surface
- Edge: black vinyl, soft-rolled edge on the user's side; black vinyl coupler edge on remaining sides; and black injection-molded plastic corners
- Base: cast aluminum legs and steel stretcher bar with single powder coat color
- Coupling device to allow adjacent tables to be connected end-to-end
- 3"-diameter, locking, dual-wheel casters: black plastic
- Shipped K.D.

**Required to Specify**

- Product number
- Powder coat color number and name for base
- Color number and name for top
- Options: if selected (see list)
- *Surface Materials*, page 126

**Options**

- **Glides**  
Glides with 0.5" adjustability range factory-installed in place of casters: aluminum with black textured powder coat color  
+\$103 U.S. **+\$144 Canada**  
Specify by deleting suffix **C** from the product number.
- **Modesty panel** ► page 353  
Flip-down modesty panel with two 2" x 3" wire management troughs: extruded aluminum with powder coat color to match table base  
+\$369 U.S. **+\$517 Canada**  
Specify "with modesty panel."

**Raceways** ► page 354

Raceway with access doors on both aisle and kneewell sides: extruded aluminum with powder coat color to match table base

Raceways are available four ways—with three different electrical systems that consist of modular electrical harnesses and power blocks, or with no electrical system.

*Tip: All electrical system components (raceways, receptacles, base power infeeds, etc.) must be the same wiring schematic: 3+1, 2+2, or three-circuit, separate neutrals.*

- Raceway with four-circuit, 3+1 electrical system  
+\$778 U.S. **+\$1089 Canada**  
Specify "with 3+1 raceway."
- Raceway with four-circuit, 2+2 electrical system  
+\$778 U.S. **+\$1089 Canada**  
Specify "with 2+2 raceway."
- Raceway with three-circuit, separate neutrals electrical system  
+\$778 U.S. **+\$1089 Canada**  
Specify "with separate neutrals raceway."
- Raceway with no electrical system harness or power blocks  
+\$520 U.S. **+\$728 Canada**  
Specify "with raceway, no electrical."

**PODs** ► page 356

Power and communication module with hinged cover factory-installed in top to provide convenient access to power and data outlets: black plastic with black painted steel septum to separate power and data







- POD with 9' cord with 15-amp plug  
+\$202 U.S. **+\$283 Canada**  
Specify "with POD, plug."
- POD with 6' conduit with hardwire in-feed  
+\$202 U.S. **+\$283 Canada**  
Specify "with POD, hardwire."
- POD with 3+1 modular connector for attachment to power module in 3+1 raceway  
*Tip: Modular connector occupies one receptacle location in raceway.*  
+\$202 U.S. **+\$283 Canada**  
Specify "with POD, modular" and designate circuit number 1, 2, 3, or 4.
- **Grommets** ► page 356  
Factory-installed, 2"-diameter grommet with snap-out cover: black plastic only  
+\$55 each U.S. **+\$77 each Canada**  
Specify "with grommet left (right, or center)."

- **Grain-matched veneer\*** ► page 120

- **Stain-to-match** ► page 121



\* Send us a drawing

	24"W			30"W		
						
	48"L x 24"W	60"L x 24"W	72"L x 24"W	48"L x 30"W	60"L x 30"W	72"L x 30"W
	<b>TN4824C</b>	<b>TN6024C</b>	<b>TN7224C</b>	<b>TN4830C</b>	<b>TN6030C</b>	<b>TN7230C</b>
	U.S. <b>Canada</b>	U.S. <b>Canada</b>	U.S. <b>Canada</b>	U.S. <b>Canada</b>	U.S. <b>Canada</b>	U.S. <b>Canada</b>
<b>Train Vinyl Edge</b>						
Grade 1 Laminate	\$ 947 <b>\$1326</b>	\$1029 <b>\$1441</b>	\$1052 <b>\$1473</b>	\$994 <b>\$1392</b>	\$1046 <b>\$1464</b>	\$1076 <b>\$1506</b>
Grade 2 Laminate	\$ 975 <b>\$1365</b>	\$1063 <b>\$1489</b>	\$1093 <b>\$1530</b>	\$1029 <b>\$1441</b>	\$1091 <b>\$1527</b>	\$1129 <b>\$1580</b>
Wood Veneer	\$1598 <b>\$2237</b>	\$1800 <b>\$2520</b>	\$1837 <b>\$2572</b>	\$1759 <b>\$2463</b>	\$1831 <b>\$2563</b>	\$1879 <b>\$2630</b>

- ▶ Master Class, pages 116, 353
- ▶ Product weights, page 382

Standard Includes

- Top: 1.00" particle board core with laminate or straight-grain wood veneer surface
- Edge: black vinyl, soft-rolled edge on the user's side; black vinyl coupler edge on remaining sides; and black injection-molded plastic corners
- Connecting hardware
- Shipped K.D.

Required to Specify

- Product number
- Laminate color number and name for top
- Options: if selected (see list)
  - ▶ *Surface Materials*, page 126

Options

Corner raceways ▶ page 354

Two-piece molded plastic shell with mounting hardware to provide continuation of raceway around 90° corners: black plastic

Corner raceways are available four ways—with three different electrical systems that consist of a modular electrical harness or with no electrical system.

*Tip: All electrical system components (raceways, receptacles, base power infeeds, etc.) must be the same wiring schematic: 3+1, 2+2, or three-circuit, separate neutrals.*

- Corner raceway with four-circuit, 3+1 electrical system  
+\$258 U.S. **+\$361 Canada**  
Specify “with 3+1 corner raceway.”
- Corner raceway with four-circuit, 2+2 electrical system  
+\$258 U.S. **+\$361 Canada**  
Specify “with 2+2 corner raceway.”
- Corner raceway with three-circuit, separate neutrals electrical system  
+\$258 U.S. **+\$361 Canada**  
Specify “with separate neutrals corner raceway.”
- Corner raceway with no electrical system harness or power blocks  
+\$258 U.S. **+\$361 Canada**  
Specify “corner raceway with no electrical.”
- **Grain-matched veneer\*** ▶ page 120
- **Stain-to-match** ▶ page 121



\* Send us a drawing

24"W



90°

TN90D24

U.S. **Canada**

30"W



90°

TN90D30

U.S. **Canada**

Train Vinyl Edge

Grade 1 Laminate	\$320	<b>\$ 448</b>	\$350	<b>\$ 490</b>
Grade 2 Laminate	\$336	<b>\$ 470</b>	\$376	<b>\$ 526</b>
Wood Veneer	\$815	<b>\$1141</b>	\$845	<b>\$1183</b>

## Glides

- ▶ Master Class, page 353
- ▶ Product weights, page 382

### Standard Includes

- Set of four glides for field retrofit: textured black powder coat

### Required to Specify

- Product number



**TNGL**  
U.S.

**Canada**

\$104

**\$146**

## Receptacles

- ▶ Master Class, page 354
- ▶ Product weights, page 382

### Standard Includes

- Duplex receptacle to install in power block of Train table raceway: black plastic only
- Four circuit, 3+1 wiring configuration  
*Tip: For alternative wiring configurations, see Options.*  
*Tip: All electrical system components (raceways, receptacles, base power infeeds, etc.) must be the same wiring schematic: 3+1, 2+2, or three-circuit, separate neutrals.*

### Required to Specify

- Product number
- Options: if selected (see list)

### Options

- **Four-circuit, 2+2 wiring configuration** ▶ page 357  
No cost  
Specify by adding suffix **Y** to the product number.
- **Three-circuit, separate neutrals wiring configuration** ▶ page 358  
No cost  
Specify by adding suffix **Z** to the product number.



Circuit 1

**321891**  
U.S.

**Canada**

\$15

**\$21**



Circuit 2

**321892**  
U.S.

**Canada**

\$15

**\$21**



Circuit 3

**321893**  
U.S.

**Canada**

\$15

**\$21**



Circuit 4, isolated

**321894**  
U.S.

**Canada**

\$15

**\$21**

PODs

- ▶ Master Class, page 356
- ▶ Product weights, page 382

Standard Includes

- Power and communication module with hinged cover to provide convenient access to power and data outlets: black plastic with black painted steel septum to separate power and data
  - (2) two-port furniture faceplates, AMP brand
- Tip: PODs in Train tables are specified by selecting the POD option when specifying a Train table. These PODs are field-installed and are intended for use with tables other than Train.*

Required to Specify

- Product number



POD  
9' cord  
with plug

**PODPL**  
U.S.     **Canada**

\$202     \$283



POD  
6' conduit  
for hardwire

**PODHW**  
U.S.     **Canada**

\$202     \$283

Single-Circuit Base Power Infeed

- ▶ Master Class, page 354
- ▶ Product weights, page 382

Standard Includes

- 20-amp power infeed with single-circuit plug on one end and modular connector on the other end: black
  - 3+1 wiring configuration requires all connected components to be 3+1, including receptacles
- Tip: Order line 1 receptacles.*

Required to Specify

- Product number



**TNBPIPL**  
U.S.     **Canada**

\$173     \$242

## Four-Circuit, Hardwire Base Power Infeed

- ▶ Master Class, page 354
- ▶ Product weights, page 382

### Standard Includes

- Four-circuit power infeed with eight-wire pig tail for hardwire connection on one end and modular connector on the other end: black
- Tip: For alternative wiring configurations, see Options.*  
*Tip: All electrical system components (raceways, receptacles, base power infeeds, etc.) must be the same wiring schematic: 3+1, 2+2, or three-circuit, separate neutrals.*

### Required to Specify

- Product number
- Options: if selected (see list)

### Options

- **Four-circuit, 2+2 wiring configuration** ▶ page 357  
No cost  
Specify by adding suffix **Y** to the product number.
- **Three-circuit, separate neutrals wiring configuration** ▶ page 358  
No cost  
Specify by adding suffix **Z** to the product number.



**TNBPIHW**  
U.S. **Canada**

\$173 **\$242**



Approved for use in  
New York City

**TNBPINY**  
U.S. **Canada**

\$173 **\$242**

## Modular Base Power Infeeds

- ▶ Master Class, page 355
- ▶ Product weights, page 382

### Standard Includes

- Four-circuit power infeed with modular connectors on both ends: black
- Tip: Modular base power infeed requires floor monument or wall box.*  
 ▶ page 364  
*Tip: For alternative wiring configurations, see Options.*  
*Tip: All electrical system components (raceways, receptacles, base power infeeds, etc.) must be the same wiring schematic: 3+1, 2+2, or three-circuit, separate neutrals.*

### Required to Specify

- Product number
- Options: if selected (see list)

### Options

- **Four-circuit, 2+2 wiring configuration** ▶ page 357  
No cost  
Specify by adding suffix **Y** to the product number.
- **Three-circuit, separate neutrals wiring configuration** ▶ page 358  
No cost  
Specify by adding suffix **Z** to the product number.



**TNBPIMD**  
U.S. **Canada**

\$173 **\$242**

Floor Monument

▶ Product weights, page 382

Standard Includes

- Floor monument with four-circuit modular connector: stainless steel  
*Tip: Floor monument requires modular base power infeed.*  
▶ page 363  
*Tip: All electrical system components (raceways, receptacles, base power infeeds, etc.) must be the same wiring schematic: 3+1, 2+2, or three-circuit, separate neutrals.*

Required to Specify

- Product number
- Options: if selected (see list)



TNFB  
U.S.      Canada

\$360      \$504

Options

- **Four-circuit, 2+2 wiring configuration** ▶ page 357  
No cost  
Specify by adding suffix **Y** to the product number.
- **Three-circuit, separate neutrals wiring configuration**  
▶ page 358  
No cost  
Specify by adding suffix **Z** to the product number.

Wall Box

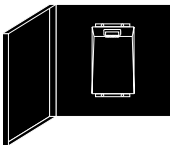
▶ Product weights, page 382

Standard Includes

- Wall box with four-circuit modular connector: black  
*Tip: Wall box can be painted in the field to match wall color.*  
*Tip: Wall box requires modular base power infeed.*  
▶ page 363

Required to Specify

- Product number
- Options: if selected (see list)



TNWB  
U.S.      Canada

\$381      \$533

Options

- **Four-circuit, 2+2 wiring configuration** ▶ page 357  
No cost  
Specify by adding suffix **Y** to the product number.
- **Three-circuit, separate neutrals wiring configuration**  
▶ page 358  
No cost  
Specify by adding suffix **Z** to the product number.



## Four-Circuit Wall Jack/Faceplate

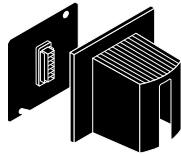
► Product weights, page 382

### Standard Includes

- Wall jack with four-circuit modular connector: black
- Strain relief bracket and plastic cover  
*Tip: Wall jack requires 4<sup>1</sup>/<sub>16</sub>" square wall junction box, not included.*  
*Tip: Wall jack requires modular base power infeed.*  
► page 363

### Required to Specify

- Product number
- Options: if selected (see list)



**321899**

**U.S. Canada**

\$41 \$57

### Options

- **Four-circuit, 2+2 wiring configuration** ► page 357  
No cost  
Specify by adding suffix **Y** to the product number.
- **Three-circuit, separate neutrals wiring configuration**  
► page 358  
No cost  
Specify by adding suffix **Z** to the product number.

## VersaCable Infeed Harness

► Master Class, page 355

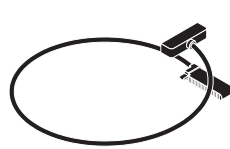
► Product weights, page 382

### Standard Includes

- Infeed harness

### Required to Specify

- Product number



**VCIF**

**U.S. Canada**

\$161 \$225

VersaCable Starter Cable

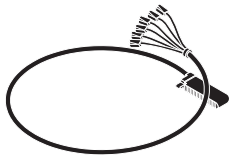
- ▶ Master Class, page 355
- ▶ Product weights, page 382

**Standard Includes**

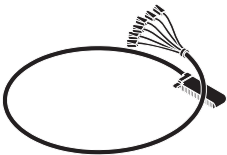
- Starter cable

**Required to Specify**

- Product number



**VCS60**  
U.S.    **Canada**



**VCS72**  
U.S.    **Canada**

\$187    **\$262**

\$193    **\$270**

VersaCable Single Peel-Off Harnesses

- ▶ Master Class, page 355
- ▶ Product weights, page 382

**Standard Includes**


- Single peel-off harness

**Required to Specify**


- Product number



48"L  
**VCSP048**  
U.S.    **Canada**



60"L  
**VCSP060**  
U.S.    **Canada**



72"L  
**VCSP072**  
U.S.    **Canada**

\$168    **\$235**

\$174    **\$244**

\$179    **\$251**

VersaCable Double Peel-Off Harnesses


- ▶ Master Class, page 355
- ▶ Product weights, page 382

**Standard Includes**


- Double peel-off harness

**Required to Specify**


- Product number



48"L  
**VCDP048**  
U.S.    **Canada**



60"L  
**VCDP060**  
U.S.    **Canada**



72"L  
**VCDP072**  
U.S.    **Canada**

\$173    **\$242**

\$179    **\$251**

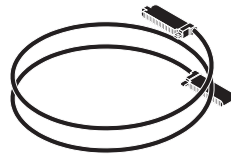
\$185    **\$259**

## VersaCable Pass-Through

- ▶ Master Class, page 355
- ▶ Product weights, page 382

### Standard Includes

- Pass-through




48"L


**VCPT48**U.S. **Canada**\$164 **\$230**

### Required to Specify

- Product number



60"L

**VCPT60**U.S. **Canada**\$170 **\$238**

72"L

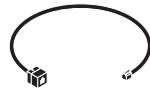
**VCPT72**U.S. **Canada**\$176 **\$246**

## VersaCable Patch Cord

- ▶ Master Class, page 355
- ▶ Product weights, page 382

### Standard Includes

- Patch cord



Raceway length

**VCPCR**U.S. **Canada**\$68 **\$95**

POD length


**VCPCP**U.S. **Canada**\$68 **\$95**

## VersaCable Data Floor Monument

- ▶ Master Class, page 355
- ▶ Product weights, page 382

### Standard Includes

- Data floor monument

**VCFMD**U.S. **Canada**\$1112 **\$1557**

### Required to Specify

- Product number

VersaCable Power and Data Flush Floor Box

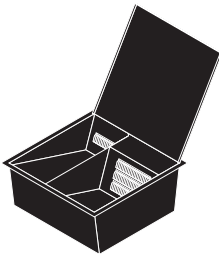
- ▶ Master Class, page 355
- ▶ Product weights, page 382

Standard Includes

- Power and data flush floor box
- 3+1 wiring schematic

Required to Specify

- Product number



**VCFFBPD**  
U.S.      **Canada**

\$1664      **\$2330**

Options

- **Four-circuit 2+2 wiring configuration** ▶ page 357  
No cost  
Specify by adding suffix **Y** to the product number.
- **Three-circuit, separate neutrals wiring configuration** ▶ page 358  
No cost  
Specify by adding suffix **Z** to the product number.

VersaCable Power and Data Flush Wall Box


- ▶ Master Class, page 355
- ▶ Product weights, page 382

Standard Includes

- Power and data flush wall box
- 3+1 wiring schematic

Required to Specify

- Product number



**VCWBPD**  
U.S.      **Canada**

\$1323      **\$1852**

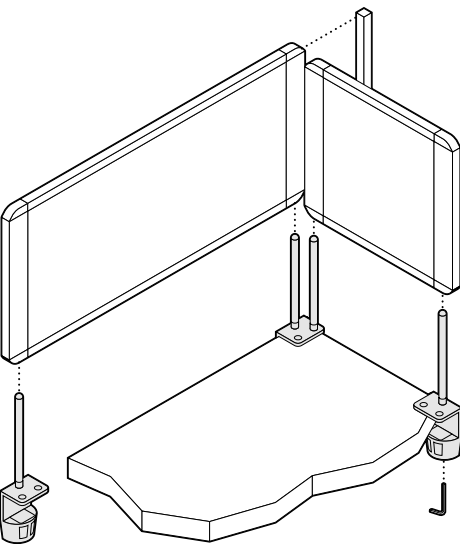
Options

- **Four-circuit 2+2 wiring configuration** ▶ page 357  
No cost  
Specify by adding suffix **Y** to the product number.
- **Three-circuit, separate neutrals wiring configuration** ▶ page 358  
No cost  
Specify by adding suffix **Z** to the product number.

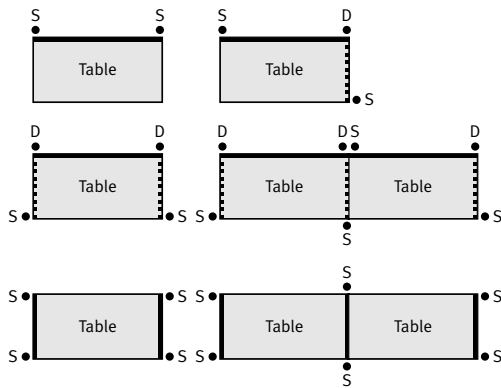
**Frontier screens attach** to table tops to increase visual and acoustical privacy. Screens are tackable and can be removed and stored when not needed. Both surfaces of screen are fabric with an aluminum frame. COM fabrics can also be specified.

**Screen widths** are available to match the dimensions of most Vecta tables.

**Screen heights** are 11"H and 16"H. Combining perpendicular panels of different heights is practical.



**Post brackets** attach to table top and allow screens to slide on to posts. Stand-alone screen packages include two single-post brackets. Return screen packages include one single-post bracket and one double-post bracket that can support both a stand-alone screen and a perpendicular return screen that are joined. A vinyl septum is included with the bracket to fill the gap between the two screens and to ensure alignment.



S • = Single post bracket  
D • = Double post bracket  
— = Stand alone screen  
..... = Return screen

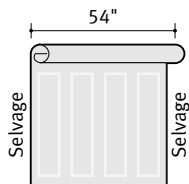
**Stand-alone and return screen packages** can be combined to create various levels of privacy with individual or ganged tables.

**Standard fabrics** include DesignTex panel fabrics Brunswick and Senecal. For swatches, contact DesignTex at 1.800.221.1540. COM fabrics are possible but require prior approval.

#### Yardage requirements based on 54"W fabric\*

20"W	0.6 yards
24"W	0.7
28"W	0.8
30"W	0.9
36"W	1.1
48"W	1.5
60"W	1.9
72"W	2.2
84"W	2.6

\*Yields two 11"H screens or one and a half 16"H screens.

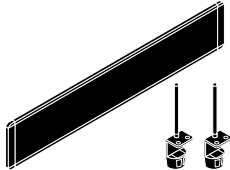


**Fabric to cover screens** is cut from the bolt with the screen's height dimension perpendicular to the warp direction of the fabric. In other words, the screen's width is parallel to the bolt's selvage. Typically, a 54"W bolt will accommodate two 11"H screens or one and a half 16"H screens.

- Master Class, pages 116, 369
- Product weights, page 382

Standard Includes

- Height: 11"H and 16"H
- Single-post and/or double-post brackets with clamps to attach to table top: die-cast aluminum with powder coat color
- Tip: Not for use on 2"-thick table tops.*
- Tackable 0.75"-thick screen: fabric both sides
- Vinyl septum included with return screens to align perpendicular screens: black vinyl
- Shipped K.D.

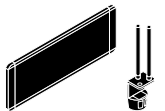


11"H Stand-Alone Screens

		U.S.	Canada
20"	FR2011B	\$300	\$420
24"	FR2411B	\$310	\$434
28"	FR2811B	\$315	\$441
30"	FR3011B	\$320	\$448
36"	FR3611B	\$331	\$463
48"	FR4811B	\$352	\$493
60"	FR6011B	\$378	\$529
72"	FR7211B	\$400	\$560
84"	FR8411B	\$420	\$588

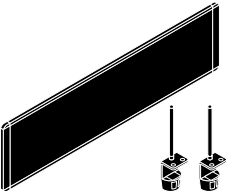
Required to Specify

- Product number
- Tip: Ballet tables require special brackets. To specify screens for use with Ballet tables, add the suffix X to the product number.*
- Powder coat color number and name for post brackets and screen frame
- Fabric number and name for screen
- *Surface Materials*, page 126



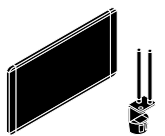
11"H Return Screens

		U.S.	Canada
20"	FR2011S	\$247	\$346
24"	FR2411S	\$258	\$361
28"	FR2811S	\$263	\$368
30"	FR3011S	\$278	\$389
36"	FR3611S	\$278	\$389



16"H Stand-Alone Screens

		U.S.	Canada
20"	FR2016B	\$310	\$434
24"	FR2416B	\$315	\$441
28"	FR2816B	\$325	\$455
30"	FR3016B	\$331	\$463
36"	FR3616B	\$336	\$470
48"	FR4816B	\$363	\$508
60"	FR6016B	\$388	\$543
72"	FR7216B	\$415	\$581
84"	FR8416B	\$441	\$617



16"H Return Screens

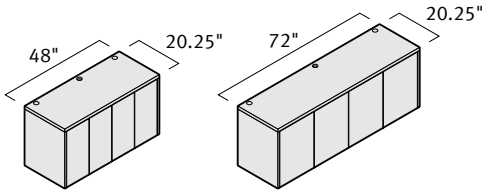
		U.S.	Canada
20"	FR2016S	\$258	\$361
24"	FR2416S	\$263	\$368
28"	FR2816S	\$273	\$382
30"	FR3016S	\$278	\$389
36"	FR3616S	\$289	\$405

372	<b>Statement of Line</b>
	<b>Master Class</b>
373	Credenzas
373	Mobile Cart
374	Lectern
374	Presentation Board
374	AV Cabinet
376	Vecta Exponents Surface Materials Listing
	<b>Specifying</b>
377	Exponents

► Master Class, page 373

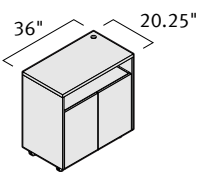
Credenzas

► Page 377



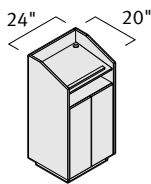
Mobile Cart

► Page 378



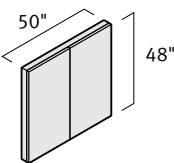
Lectern

► Page 379



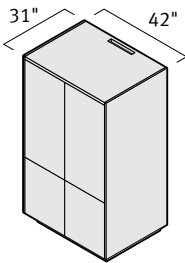
Presentation Board

► Page 380



AV Cabinet

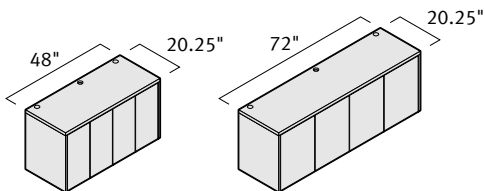
► Page 381





**Exponents** have been designed to maximize the functionality of the conference room by offering the most common casegoods required in these spaces. They can be customized to match or blend with all of Vecta's conference room tables.

## Credenzas



**Credenzas** provide storage space for typical conference room accessories and tools as well as concealed housing for electronic equipment. Credenzas are available 48"L and 72"L.

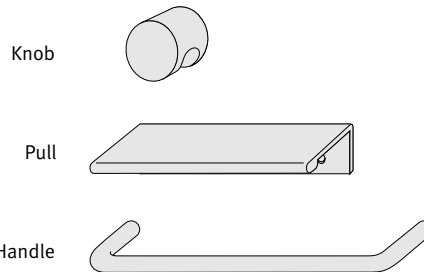
**Credenza tops** are available in plastic laminate or wood veneer. When wood-grained laminate or wood veneer is chosen, grain will run vertically.

**Credenza tops** are 1.25" thick. Tops are available with a variety of edge treatments. Flat vinyl edge in black, laminate self-edge to match top, or veneer self-edge to match the top comes standard on all four sides. Solid wood edge profiles in convex, beveled, knife, grip, or Reunion bullnose shapes are available on the front side only, with veneer self-edge on the other three sides.

*Tip: Solid wood edge profiles overhang the front of the credenza; the sides are flush so that credenzas can be placed side by side.*

*Tip: When a solid wood edge profile is chosen with a plastic laminate credenza, the solid wood edge profile will be on the front, and the other three sides will be matching veneer self-edge.*

**Doors** have 90° three-way adjustable, European-style hinges with touch-latches. Veneer door fronts are book-matched and balanced continuously across their width.



**Optional door hardware** is available in three distinct styles: knob, pull, or handle, in Polished Chrome or Satin Nickel.

**Credenzas base** is a 3"H black melamine recessed plinth base.

**Credenza interiors** are surfaced with black melamine. Two adjustable shelves, one behind each pair of doors, are also black melamine and adjustable in 2" increments.

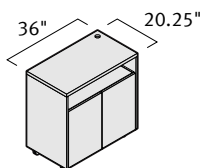
**An integral wire management chase** is located behind each credenza cabinet across the cabinet width, and slots for ventilation or wire management go through the back of the credenza. Optional grommets (left, right, center) allow wires from equipment placed on top of the credenzas to enter this wire chase.

**Interior dimensions** of each two-compartment credenza:

48" credenza: 23"H x 22"W x 16"D

72" credenza: 23"H x 34"W x 16"D

## Mobile Cart



**Mobile cart** can be used for electronic equipment or as a mobile server.

**Mobile cart** is available in plastic laminate or wood veneer. When wood-grained laminate or wood veneer is chosen, grain will run vertically. Laminate self-edge or veneer self-edge to match the top comes standard on all four sides.

**Doors** have 90° three-way adjustable, European-style hinges with touch-latches. Veneer door fronts are book-matched and balanced continuously across their width.

**Optional door hardware** is available in three distinct styles: knob, pull, or handle, in Polished Chrome or Satin Nickel.

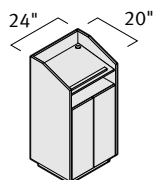
**Mobile cart interior** is surfaced with black melamine. One adjustable shelf is also black melamine and adjustable in 2" increments.

**2" grommets** for wire management are located in the right, rear corner of all shelves for wire managers.

**2"-diameter, dual-wheel casters** are black plastic

**Interior dimensions** for mobile cart:  
22.5"H x 33"W x 17.5"D

## Lectern



**Lecterns** provide a place for formal presentations.

**Lecterns** are available in plastic laminate or wood veneer. When wood-grained laminate or wood veneer is chosen, grain will run vertically.

**Top surface** is angled with a 0.75"H paper rail for holding documents.

**Doors** have 90°, three-way adjustable, European-style hinges with touch-latches. Veneer door fronts are book-matched and balanced continuously across their width.

**Optional door hardware** is available in three distinct styles: knob, pull, or handle, in Polished Chrome or Satin Nickel.

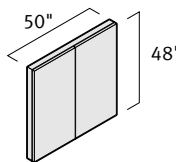
**Lectern base** is a 3"H black melamine recessed plinth base.

**Lectern interior** is surfaced with black melamine. One adjustable shelf is also black melamine and adjustable in 2" increments.

**2" grommet** in the upper right hand corner is standard.

**Interior dimensions** of lectern:  
28.5"H x 21"W x 17.5"D

## Presentation Board



**Presentation board** provides dry-erase marker surfaces in an attractive cabinet.

**Presentation board** is available in plastic laminate or wood veneer. When wood-grained laminate or wood veneer is chosen, grain will run vertically.

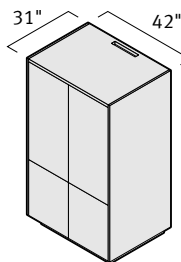
**Doors** have piano hinges and touch-latches. Veneer door fronts are book-matched and balanced continuously across their width.

**Optional door hardware** is available in two styles: knob or handle, in Polished Chrome or Satin Nickel. *Tip: Pull-style hardware is not available on presentation board.*

**Presentation board interior** (middle and both doors) is surfaced with magnetic dry-erase porcelain on steel writing surface.

**Interior dimensions** of presentation board:  
46.5"H x 48.5"W x 2"D

## AV Cabinet



**AV cabinet** houses most TVs up to 36" diagonal, a variety of electronics, and other components.

**AV cabinet** is available in plastic laminate or wood veneer. When wood-grained laminate or wood veneer is chosen, grain will run vertically.

**Two sets of doors** have touch-latches. Veneer door fronts are book-matched and balanced continuously across their width.

**Upper pocket doors** recess into the cabinet.

**Lower hinged doors** have 90°, three-way adjustable, European-style hinges.

**Optional door hardware** is available in three distinct styles: knob, pull, or handle, in Polished Chrome or Satin Nickel.

*Tip: Door hardware is not available on upper doors.*

**Cabinet base** is a 3"H black melamine recessed plinth base.

**AV cabinet interior** is surfaced with black melamine. Adjustable shelves, one in upper cabinet and two in lower cabinet, are also black melamine and adjustable in 2" increments.

**3"D wire chase**, enclosed within cabinet rear, has openings to all cabinet spaces.

**Interior dimensions** of AV cabinet:  
Upper 35"W x 26½"D x 28"–36"H.  
Lower 38"W x 26½"D x 22½"H.

Vecta Exponents Surface Materials Listing

Wood Veneer Finishes		Door Hardware Finishes	Interior and Plinth Finishes	
Color Name	Number	Color Name	Color	
Natural Maple	T111	Satin Nickel	Melamine	Black
Natural Beech	T511	Polished Chrome		
Oak on Beech	T512			
Ochre on Beech	T513			
Pear on Beech	T514			
Light Cherry on Beech	T515			
Walnut	T611			
Black on Walnut	T612			
Dark Cherry	T712			
Eggplant on Cherry	T713			
Vecta Laminates				
Color Name	Number			
Milkdrop	T301			
Gauze	T302			
Mothwing	T305			
Midnight	T313			
Sleepwalk	T323			
Maple	T328			
Light Cherry	T331			
White Nebula	T336			
Poppyseed	T338			
Pepper	T340			
Cayenne	T341			
Charcoal	T348			
Starlight	T349			
Flax	T350			
Golden Allusion	T351			
Mineral	T352			
Fresh Cherry	T353			
Black Ashwood	T355			
Lodestone	T356			

## Credenzas

- Master Class, page 373
- Product weights, page 382

### Standard Includes

- Height: 29"H
- Top: plastic laminate or wood veneer surface, grain runs lengthwise
- Top edge: solid wood front edge in convex, beveled, knife, Grip, or Reunion Bullnose profiles with veneer self-edge on the other three sides; or veneer self edge on all four sides, or flat black vinyl edge on all four sides, or laminate self-edge on all four sides
- Credenza sides: plastic laminate or wood veneer surface, vertical-grain
- Doors: plastic laminate or wood veneer surface, vertical-grain, book-matched and balanced with touch-latches and 90° three-way adjustable hinges
- 3"H plinth base: black melamine surface
- Credenza interior: black melamine surface with central divider
- Two shelves: black melamine surface, adjustable in 2" increments
- Integral wire management chase
- Shipped partially set up (top must be assembled to the case in the field)

### Required to Specify

- Product number
- Plastic laminate or wood veneer color number and name
- Edge selection:
  - Self-edge to match top
  - Flat vinyl edge: black only
  - Solid wood convex, beveled, knife, Grip, or Reunion bullnose edge
- Wood color number and name for wood edge, if selected.  
*Exception: Wood edge will match the surface of a wood veneer top, so no color specification is needed*
- Options: if selected (see list)
  - Surface Materials, page 376

### Options

#### Grommets

- 2"-diameter, located near the back; available in three locations: left, center, or right: black plastic only
- One grommet +\$55 U.S. **+\$77 Canada**
  - Two grommets +\$110 U.S. **+\$154 Canada**
  - Three grommets +\$165 U.S. **+\$231 Canada**  
Specify "with grommet (left, right, center or combination)."

#### Door hardware ► page 373

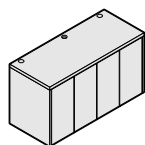
Hardware in pull, knob, or handle style, in Polished Chrome or Satin Nickel  
+\$120 U.S. **+\$168 Canada**  
Specify "pull (or knob, or handle)" and select Polished Chrome or Satin Nickel.

#### Glides

Leveling glides with adjustability range of 0.5"H: black plastic  
+\$75 U.S. **+\$105 Canada**  
Specify "with glides."

#### Locks

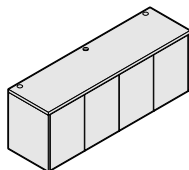
Two locks with keys, one for each set of doors: satin nickel  
+\$220 U.S. **+\$308 Canada**  
Specify "with locks."



48"L x 20.25"W

**XCR48**

U.S. **Canada**



72"L x 20.25"W

**XCR72**

U.S. **Canada**

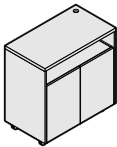
Grade 1 Laminate	\$2849	<b>\$3989</b>	\$3310	<b>\$4634</b>
Grade 2 Laminate	\$2871	<b>\$4020</b>	\$3343	<b>\$4680</b>
Wood Veneer	\$3572	<b>\$5001</b>	\$4166	<b>\$5832</b>

Mobile Cart

- ▶ Master Class, page 373
- ▶ Product weights, page 382

Standard Includes

- Height: 35.75"H
- Top: plastic laminate or wood veneer surface with wood veneer self-edge
- Top edge: laminate self-edge or veneer self-edge to match the top on all four sides
- Cabinet sides: plastic laminate or wood veneer surface, vertical-grain
- Doors: plastic laminate or wood veneer surface, vertical-grain, book-matched and balanced with touch-latches and 90° three-way adjustable hinges
- Cabinet interior: black melamine surface
- One shelf: black melamine surface, adjustable in 2" increments
- 2"-diameter, dual wheel casters, two fixed, two swivel locking: black plastic
- 2"-diameter grommet located in right rear corner of all shelves
- Shipped set up



36"L x 20.25"W

**XMB36**  
**U.S.      Canada**

Required to Specify

- Product number
- Plastic laminate or wood color number and name
- Options: if selected (see list)
  - ▶ *Surface Materials*, page 376

Options

- **Door hardware** ▶ page 374  
Hardware in pull, knob, or handle style, in Polished Chrome or Satin Nickel  
+\$60 U.S. **+\$84 Canada**  
Specify “pull (or knob, or handle)” and select Polished Chrome or Satin Nickel.
- **Lock**  
Lock with key: satin nickel  
+\$110 U.S. **+\$154 Canada**  
Specify “with lock.”

Grade 1 Laminate	\$2095	<b>\$2933</b>
Grade 2 Laminate	\$2123	<b>\$2972</b>
Wood Veneer	\$2967	<b>\$4154</b>

## Lectern

- ▶ Master Class, page 374
- ▶ Product weights, page 382

### Standard Includes

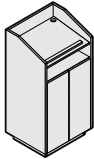
- Height: 48"H
- Cabinet: plastic laminate or wood veneer surface, vertical-grain
- Doors: plastic laminate or wood veneer surface, vertical-grain, book-matched and balanced with touch-latches and 90° three-way adjustable hinges
- 3"H plinth base: black melamine surface
- Cabinet interior: black melamine surface
- One shelf: black melamine surface, adjustable in 2" increments
- 2"-diameter grommet located in back right-hand corner
- Shipped set up

### Required to Specify

- Product number
- Plastic laminate or wood color number and name  
▶ *Surface Materials*, page 376

### Options

- **Door hardware** ▶ page 374  
Hardware in pull, knob, or handle style, in Polished Chrome or Satin Nickel  
+\$60 U.S. **+\$84 Canada**  
Specify "*pull (or knob, or handle)*" and select Polished Chrome or Satin Nickel.
- **Glides**  
Leveling glides with adjustability range of 0.5"H: black plastic  
+\$75 U.S. **+\$105 Canada**  
Specify "*with glides.*"
- **Lock**  
Lock with key: satin nickel  
+\$110 U.S. **+\$154 Canada**  
Specify "*with lock.*"



24"L x 20"W

**XLC24**

**U.S. Canada**

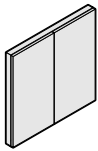
Grade 1 Laminate	\$2005	<b>\$2807</b>
Grade 2 Laminate	\$2018	<b>\$2825</b>
Wood Veneer	\$2875	<b>\$4025</b>

Presentation Board

- ▶ Master Class, page 374
- ▶ Product weights, page 382

Standard Includes

- Height: 48"H
- Cabinet sides: plastic laminate or wood veneer surface, vertical-grain
- Doors: plastic laminate or wood veneer surface, vertical-grain, book-matched and balanced with touch-latches and piano hinges
- Cabinet and door interiors: magnetic, dry erase porcelain on steel
- Shipped set up



50"W x 48"H x 4.5"D

**XPB50**  
**U.S.      Canada**

Required to Specify

- Product number
- Plastic laminate or wood color number and name  
▶ *Surface Materials*, page 376

Options

- **Door hardware** ▶ page 374  
Hardware in knob or handle style, in Polished Chrome or Satin Nickel  
+\$60 U.S. **+\$84 Canada**  
Specify “*knob (or handle)*” and select Polished Chrome or Satin Nickel.

Grade 1 Laminate	\$2601	<b>\$3641</b>
Grade 2 Laminate	\$2656	<b>\$3718</b>
Wood Veneer	\$3137	<b>\$4391</b>



# AV Cabinet

- ▶ Master Class, page 374
- ▶ Product weights, page 382

## Standard Includes

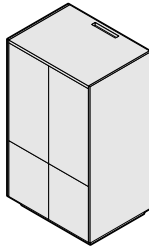
- Height: 72"H
- Cabinet sides: plastic laminate or wood veneer surface, vertical-grain
- Doors: plastic laminate or wood veneer surface, vertical-grain, book-matched and balanced with touch-latches
  - Upper doors open and recess into side cabinet pockets
  - Lower doors have 90°, three-way adjustable hinges.
- 3"H plinth base: black melamine surface
- Cabinet interior: black melamine surface
- Two shelves, one in upper and one in lower cabinet: black melamine surface, adjustable in 2" increments
- 3" wire management chase, enclosed on back cabinet wall with access to all cabinet spaces
- Shipped set up

## Required to Specify

- Product number
- Plastic laminate or wood color number and name
- Options: if selected (see list)
  - ▶ *Surface Materials*, page 376

## Options

- **Door hardware** ▶ page 375  
Hardware on lower doors in pull, knob, or handle style, in Polished Chrome or Satin Nickel  
+\$60 U.S. **+\$84 Canada**  
Specify "pull (or knob, or handle)" and select Polished Chrome or Satin Nickel.  
*Tip: Door hardware is not available on upper doors.*
- **Glides**  
Leveling glides with adjustability range of 0.5"H: black plastic  
+\$75 U.S. **+\$105 Canada**  
Specify "with glides."
- **Lock**  
Lock with key: satin nickel  
+\$110 U.S. **+\$154 Canada**  
Specify "with lock."  
*Tip: Lock is not available on upper doors.*



42"L x 31"W

**XAV42**

**U.S. Canada**

Grade 1 Laminate	\$4681	<b>\$6553</b>
Grade 2 Laminate	\$4709	<b>\$6592</b>
Wood Veneer	\$5950	<b>\$8330</b>

Product Numbers	Page	Description	Weight (Pounds)	Product Numbers	Page	Description	Weight (Pounds)
<b>000544</b>	237	540 Conference X-Base	51	<b>102455SC</b>	48	Assisa	20
<b>000545</b>	237	540 Conference X-Base	53	<b>102455SG</b>	50	Assisa	20
<b>000701</b>	227	Disc Base	35	<b>102456C</b>	48	Assisa	22
<b>000702</b>	227	Disc Base	51	<b>102456G</b>	50	Assisa	22
<b>000703</b>	227	Disc Base	25	<b>102456SC</b>	48	Assisa	22
<b>000704</b>	227	Disc Base	26	<b>102456SG</b>	50	Assisa	22
<b>000705</b>	227	Disc Base	35	<b>102458</b>	51	Assisa	19
<b>000706</b>	227	Disc Base	48	<b>102458S</b>	51	Assisa	19
<b>000711</b>	228	Disc Base	36	<b>102500</b>	75	Lyric	18
<b>000712</b>	228	Disc Base	36	<b>102550</b>	75	Lyric	20
<b>000713</b>	228	Disc Base	26	<b>102575</b>	76	Lyric Dolly	15
<b>000714</b>	228	Disc Base	27	<b>102600</b>	75	Lyric	25
<b>000715</b>	228	Disc Base	34	<b>102600S</b>	75	Lyric	22
<b>000716</b>	228	Disc Base	49	<b>102650</b>	75	Lyric	27
<b>000902</b>	263	Ginkgo Biloba X-Base	29	<b>102650S</b>	75	Lyric	24
<b>000903</b>	263	Ginkgo Biloba X-Base	36	<b>103206</b>	54	Assisa Gangers	–
<b>000906</b>	263	Ginkgo Biloba T-Base	22	<b>10530615C</b>	280	Reunion Collection	31
<b>000907</b>	263	Ginkgo Biloba T-Base	27	<b>10530645C</b>	280	Reunion Collection	31
<b>000931</b>	215	Derby Base	21	<b>126100</b>	65	Kart	32
<b>000932</b>	215	Derby Base	24	<b>126100ST</b>	67	Kart	32
<b>000935</b>	215	Derby Base	21	<b>126101</b>	65	Kart	32
<b>000936</b>	215	Derby Base	17	<b>126101ST</b>	67	Kart	32
<b>000937</b>	215	Derby Base	18	<b>126111</b>	69	Kart	14.5
<b>000941</b>	214	Derby Base	23	<b>126111ST</b>	68	Kart Café	31
<b>000942</b>	214	Derby Base	26	<b>126200</b>	65	Kart	32
<b>000945</b>	214	Derby Base	22.5	<b>126200S</b>	65	Kart	32
<b>000946</b>	214	Derby Base	18	<b>126200SST</b>	67	Kart	32
<b>000947</b>	214	Derby Base	19	<b>126200ST</b>	67	Kart	32
<b>000960</b>	345	Runner I-Leg	15	<b>126201</b>	65	Kart	32
<b>000960C</b>	345	Runner I-Leg	15	<b>126201S</b>	65	Kart	32
<b>10130615C</b>	280	Reunion Collection	23	<b>126201SST</b>	67	Kart	32
<b>10130645C</b>	280	Reunion Collection	23	<b>126201ST</b>	67	Kart	32
<b>102251</b>	54	Assisa Bookrack	2	<b>126211</b>	69	Kart	19
<b>102254</b>	55	Assisa Tablet Arm	3	<b>126211S</b>	69	Kart	17
<b>102266</b>	54	Assisa Dolly	15	<b>126211SST</b>	68	Kart Café	36
<b>10230615C</b>	280	Reunion Collection	24	<b>126211ST</b>	68	Kart Café	34
<b>10230645C</b>	280	Reunion Collection	24	<b>126800</b>	66	RH Tablet Arm for Kart	7.5
<b>102400C</b>	47	Assisa	17	<b>126900</b>	66	Kart Pouch and Leash	–
<b>102400G</b>	49	Assisa	17	<b>127100J</b>	90	Jury Base (Kart)	32
<b>102405C</b>	48	Assisa	20	<b>127101J</b>	90	Jury Base (Kart)	32
<b>102405G</b>	50	Assisa	20	<b>127200J</b>	90	Jury Base (Kart)	32
<b>102406C</b>	48	Assisa	22	<b>127200SJ</b>	90	Jury Base (Kart)	32
<b>102406G</b>	50	Assisa	22	<b>127201J</b>	90	Jury Base (Kart)	32
<b>102408</b>	51	Assisa	19	<b>127201SJ</b>	90	Jury Base (Kart)	32
<b>102450C</b>	47	Assisa	17	<b>128100J</b>	90	Jury Base (Kart)	32
<b>102450G</b>	49	Assisa	17	<b>128101J</b>	90	Jury Base (Kart)	32
<b>102450SC</b>	47	Assisa	17	<b>128200J</b>	90	Jury Base (Kart)	32
<b>102450SG</b>	49	Assisa	17	<b>128200SJ</b>	90	Jury Base (Kart)	32
<b>102455C</b>	48	Assisa	20	<b>128201J</b>	90	Jury Base (Kart)	32
<b>102455G</b>	50	Assisa	20	<b>128201SJ</b>	90	Jury Base (Kart)	32

Product Numbers	Page	Description	Weight (Pounds)	Product Numbers	Page	Description	Weight (Pounds)
<b>130111</b>	82	Rosa	14	<b>193953</b>	333	Runner	69
<b>130211</b>	82	Rosa	19	<b>193959</b>	329	Runner	69
<b>130211S</b>	82	Rosa	16	<b>194223</b>	315	Rizzi Arc	78
<b>130222</b>	82	Rosa	17	<b>194955</b>	335	Runner	77
<b>130322</b>	82	Rosa	22	<b>202250</b>	52	Assisa	15
<b>130322S</b>	82	Rosa	19	<b>202255</b>	53	Assisa	18
<b>130333</b>	83	Rosa	17	<b>202256</b>	53	Assisa	20
<b>130375</b>	85	Rosa Tablet	5	<b>202350</b>	52	Assisa	15
<b>130376</b>	84	Rosa Ganger	1	<b>202350S</b>	52	Assisa	15
<b>130377</b>	85	Rosa Bookrack	5	<b>202355</b>	53	Assisa	18
<b>130388</b>	85	Rosa Bookrack	5	<b>202355S</b>	53	Assisa	18
<b>130399</b>	84	Rosa Dolly	31	<b>202356</b>	53	Assisa	20
<b>130433</b>	83	Rosa	22	<b>202356S</b>	53	Assisa	20
<b>130433S</b>	83	Rosa	19	<b>20720625</b>	279	Reunion Collection	64
<b>160130</b>	349	Runner TR	91	<b>20720655</b>	279	Reunion Collection	64
<b>161131</b>	349	Runner TR	125	<b>20730625</b>	279	Reunion Collection	86
<b>162132</b>	350	Runner TR	95	<b>20730655</b>	279	Reunion Collection	86
<b>164958C</b>	346	Runner TR	55 w/out, 58 with mod pnl	<b>20740625</b>	279	Reunion Collection	114
<b>165128C</b>	346	Runner TR	86 w/out, 89 with mod pnl	<b>20740655</b>	279	Reunion Collection	114
<b>166128C</b>	346	Runner TR	102 w/out, 108 with mod pnl	<b>20830625</b>	279	Reunion Collection	91
<b>172222</b>	311	Rizzi Arc	69	<b>20830655</b>	279	Reunion Collection	91
<b>172951</b>	331	Runner	69	<b>20840625</b>	279	Reunion Collection	113
<b>172957</b>	327	Runner	69	<b>20840655</b>	279	Reunion Collection	113
<b>173222</b>	313	Rizzi Arc	76	<b>21130625</b>	278	Reunion Collection	85
<b>173953</b>	333	Runner	76	<b>21130655</b>	278	Reunion Collection	85
<b>174958C</b>	346	Runner TR	83 w/out, 87 with mod pan	<b>21140625</b>	278	Reunion Collection	114
<b>175128C</b>	346	Runner TR	111 w/out, 146 with mod pnl	<b>21140655</b>	278	Reunion Collection	114
<b>175129C</b>	347	Runner TR	124	<b>21580625</b>	278	Reunion Collection	123
<b>175130</b>	348	Runner TR	131	<b>21580655</b>	278	Reunion Collection	123
<b>176128C</b>	346	Runner TR	136 w/out, 145 with mod pnl	<b>21590625</b>	278	Reunion Collection	123
<b>181221</b>	311	Rizzi Arc	49	<b>21590655</b>	278	Reunion Collection	123
<b>181957</b>	325	Runner	52	<b>221000</b>	316	Rizzi Connecting Top	11
<b>182222</b>	311	Rizzi Arc	57	<b>222000</b>	316	Rizzi Connecting Top	15
<b>182951</b>	331	Runner	57	<b>223000</b>	316	Rizzi Connecting Top	24
<b>182957</b>	327	Runner	57	<b>224000</b>	316	Rizzi Connecting Top	30
<b>183222</b>	313	Rizzi Arc	63	<b>231000</b>	337	Runner Connecting Top	11
<b>183953</b>	333	Runner	63	<b>232000</b>	337	Runner Connecting Top	15
<b>183959</b>	329	Runner	63	<b>233000</b>	337	Runner Connecting Top	24
<b>184223</b>	315	Rizzi Arc	72	<b>234000</b>	337	Runner Connecting Top	30
<b>184955</b>	335	Runner	70	<b>250907</b>	258	Ginkgo Biloba	1035
<b>191221</b>	311	Rizzi Arc	58	<b>250937</b>	206	Derby	633
<b>191957</b>	325	Runner	59	<b>250947</b>	205	Derby	633
<b>192222</b>	311	Rizzi Arc	64	<b>251548</b>	236	540 Conference	469
<b>192951</b>	331	Runner	64	<b>251907</b>	257	Ginkgo Biloba	434
<b>192957</b>	327	Runner	64	<b>251937</b>	200	Derby	335
<b>193222</b>	313	Rizzi Arc	69	<b>251947</b>	200	Derby	335
				<b>251960</b>	344	Runner I-Leg	349
				<b>252548</b>	236	540 Conference	561
				<b>252907</b>	257	Ginkgo Biloba	501
				<b>252937</b>	201	Derby	387

Product Numbers	Page	Description	Weight (Pounds)	Product Numbers	Page	Description	Weight (Pounds)
<b>252947</b>	201	Derby	387	<b>30360635</b>	283	Reunion Collection	98
<b>253907</b>	257	Ginkgo Biloba	633	<b>303701</b>	221	Disc	57
<b>253937</b>	202	Derby	484	<b>303705</b>	218	Disc	53
<b>253947</b>	202	Derby	484	<b>30372635</b>	283	Reunion Collection	141
<b>254907</b>	258	Ginkgo Biloba	935	<b>304701</b>	221	Disc	65
<b>254937</b>	204	Derby	581	<b>304705</b>	218	Disc	63
<b>254947</b>	203	Derby	581	<b>30548625</b>	281	Reunion Collection	63
<b>263906</b>	259	Ginkgo Biloba	287	<b>30548655</b>	281	Reunion Collection	63
<b>263936</b>	207	Derby	160	<b>30560625</b>	281	Reunion Collection	98
<b>263946</b>	207	Derby	160	<b>30560655</b>	281	Reunion Collection	98
<b>264906</b>	259	Ginkgo Biloba	332	<b>305702</b>	221	Disc	95
<b>264937</b>	208	Derby	204	<b>305706</b>	219	Disc	92
<b>264947</b>	208	Derby	204	<b>306702</b>	221	Disc	107
<b>265906907</b>	259	Ginkgo Biloba	404	<b>306706</b>	219	Disc	104
<b>265937</b>	209	Derby	269	<b>307702</b>	221	Disc	121
<b>265947</b>	209	Derby	269	<b>307706</b>	219	Disc	118
<b>266906907</b>	260	Ginkgo Biloba	461	<b>30944635</b>	283	Reunion Collection	150
<b>267906907</b>	260	Ginkgo Biloba	519	<b>31430625</b>	281	Reunion Collection	89
<b>268906907</b>	261	Ginkgo Biloba	616	<b>31430655</b>	281	Reunion Collection	89
<b>269906907</b>	261	Ginkgo Biloba	696	<b>31601625C</b>	282	Reunion Collection	372
<b>270906907</b>	262	Ginkgo Biloba	976	<b>31601655C</b>	282	Reunion Collection	372
<b>271906907</b>	262	Ginkgo Biloba	1026	<b>321701</b>	141	Duplex Receptacle	—
<b>273906</b>	255	Ginkgo Biloba	160	<b>321702</b>	141	Duplex Receptacle	—
<b>273936</b>	196	Derby	131	<b>321703</b>	141	Duplex Receptacle	—
<b>273946</b>	196	Derby	131	<b>321704</b>	141	Duplex Receptacle	—
<b>273960</b>	344	Runner I-Leg	117	<b>321748</b>	141	Juice Unit	22
<b>275548</b>	235	540 Conference	272	<b>321760</b>	141	Juice Unit	26
<b>275702</b>	226	Disc	255	<b>321772</b>	141	Juice Unit	30
<b>275907</b>	256	Ginkgo Biloba	207	<b>321784</b>	141	Juice Unit	33
<b>275937</b>	197	Derby	204	<b>321792</b>	141	Corner Transition for 3+1	2
<b>275947</b>	197	Derby	204	<b>321793</b>	141	Base Power Infeed	6
<b>275960</b>	344	Runner I-Leg	190	<b>321796</b>	141	Modular Floor Plate 3+1	3
<b>276548</b>	235	540 Conference	382	<b>321797</b>	141	Base Power Infeed	6
<b>276702</b>	226	Disc	352	<b>321797NYC</b>	141	Base Power Infeed	6
<b>276907</b>	256	Ginkgo Biloba	319	<b>321798P</b>	141	Base Power Infeed	4
<b>276937</b>	198	Derby	246	<b>321891</b>	361	Train Receptacle	1
<b>276947</b>	198	Derby	246	<b>321892</b>	361	Train Receptacle	1
<b>276960</b>	344	Runner I-Leg	297	<b>321893</b>	361	Train Receptacle	1
<b>277548</b>	235	540 Conference	453	<b>321894</b>	361	Train Receptacle	1
<b>277907</b>	256	Ginkgo Biloba	401	<b>321899</b>	365	Train Wall Jack/Faceplate	2
<b>277937</b>	199	Derby	306	<b>333200T</b>	176, 177	Cafe Rizzi Arc	52
<b>277947</b>	199	Derby	306	<b>333701</b>	222	Disc	66
<b>301703</b>	218	Disc	35	<b>333701T</b>	176	Cafe Disc	71
<b>301704</b>	220	Disc	36	<b>333931</b>	180	Derby	47
<b>30248625</b>	281	Reunion Collection	63	<b>333931T</b>	175	Cafe Derby	52
<b>30248655</b>	281	Reunion Collection	63	<b>333941</b>	180	Derby	47
<b>30260625</b>	281	Reunion Collection	98	<b>333941T</b>	175	Cafe Derby	52
<b>30260655</b>	281	Reunion Collection	98	<b>333948</b>	320	Runner Pedestal	51
<b>302703</b>	218	Disc	37	<b>333948T</b>	177	Cafe Runner	56
<b>302704</b>	220	Disc	38	<b>334200</b>	309	Rizzi Arc	52

Product Numbers	Page	Description	Weight (Pounds)	Product Numbers	Page	Description	Weight (Pounds)
<b>334200T</b>	176, 177	Cafe Rizzi Arc	57	<b>375935X</b>	211	Derby	85
<b>334701</b>	222	Disc	78	<b>375945</b>	211	Derby	85
<b>334702T</b>	176	Cafe Disc	106	<b>375945X</b>	211	Derby	85
<b>334902</b>	245	Ginkgo Biloba	68	<b>381000</b>	241	540 Seminar Connect Top	19
<b>334931</b>	180	Derby	61	<b>381000D</b>	213	Derby Connecting Top	3
<b>334932T</b>	175	Cafe Derby	66	<b>382000</b>	241	540 Seminar Connect Top	23
<b>334941</b>	180	Derby	61	<b>382000D</b>	213	Derby Connecting Top	4
<b>334942T</b>	175	Cafe Derby	66	<b>383000</b>	241	540 Seminar Connect Top	32
<b>334948</b>	320	Runner Pedestal	56	<b>383000D</b>	213	Derby Connecting Top	6
<b>334949T</b>	177	Cafe Runner	69	<b>384936</b>	212	Derby	111
<b>335200</b>	309	Rizzi Arc	57	<b>384946</b>	212	Derby	111
<b>335702</b>	222	Disc	106	<b>385935</b>	211	Derby	72
<b>335902</b>	245	Ginkgo Biloba	84	<b>385935X</b>	211	Derby	72
<b>335932</b>	181	Derby	74	<b>385945</b>	211	Derby	72
<b>335942</b>	181	Derby	74	<b>385945X</b>	211	Derby	72
<b>335949</b>	320	Runner Pedestal	69	<b>391948C</b>	322	Runner Pedestal	58
<b>336544</b>	229	540 Conference	126	<b>392949C</b>	322	Runner Pedestal	66
<b>336702</b>	222	Disc	124	<b>393949C</b>	322	Runner Pedestal	88
<b>336902</b>	245	Ginkgo Biloba	102	<b>400701</b>	224	Disc	52
<b>336932</b>	181	Derby	87	<b>40436000</b>	284	Reunion Collection	45
<b>336942</b>	181	Derby	87	<b>40442000</b>	284	Reunion Collection	61
<b>336949</b>	320	Runner Pedestal	85	<b>40448000</b>	284	Reunion Collection	80
<b>336960</b>	341	Runner I-Leg	89	<b>40454000</b>	284	Reunion Collection	101
<b>337544</b>	229	540 Conference	146	<b>40460000</b>	284	Reunion Collection	125
<b>337702</b>	222	Disc	138	<b>405115</b>	62	4 O'Clock PM	49
<b>337903</b>	246	Ginkgo Biloba	123	<b>405116</b>	61	4 O'Clock PM	49
<b>337960</b>	341	Runner I-Leg	106	<b>405117</b>	60	4 O'Clock PM	52
<b>338544</b>	230	540 Conference	168	<b>405206</b>	89	Jury Base (4 O'Clock PM)	50
<b>338903</b>	246	Ginkgo Biloba	143	<b>405215</b>	89	Jury Base (4 O'Clock PM)	50
<b>338960</b>	341	Runner I-Leg	125	<b>405217</b>	88	Jury Base (4 O'Clock PM)	50
<b>339545</b>	230	540 Conference	222	<b>406116</b>	61	4 O'Clock PM	49
<b>339960</b>	341	Runner I-Leg	171	<b>406117</b>	60	4 O'Clock PM	52
<b>351000</b>	241	540 Seminar Connect Top	13	<b>40620000</b>	285	Reunion Collection	60
<b>351000D</b>	213	Derby Connecting Top	2	<b>406206</b>	89	Jury Base (4 O'Clock PM)	50
<b>352000</b>	241	540 Seminar Connect Top	16	<b>40621000</b>	286	Reunion Collection	70
<b>352000D</b>	213	Derby Connecting Top	3	<b>406217</b>	88	Jury Base (4 O'Clock PM)	50
<b>353000</b>	241	540 Seminar Connect Top	22	<b>40623000</b>	288	Reunion Collection	90
<b>353000D</b>	213	Derby Connecting Top	4	<b>40624000</b>	289	Reunion Collection	100
<b>354936</b>	212	Derby	83	<b>40630000</b>	285	Reunion Collection	75
<b>355935</b>	210	Derby	54	<b>40631000</b>	286	Reunion Collection	87.5
<b>355935X</b>	210	Derby	54	<b>40632000</b>	287	Reunion Collection	100
<b>355945</b>	210	Derby	54	<b>40633000</b>	288	Reunion Collection	112.5
<b>355945X</b>	210	Derby	54	<b>40640000</b>	285	Reunion Collection	90
<b>365935</b>	210	Derby	46	<b>40641000</b>	286	Reunion Collection	105
<b>365935X</b>	210	Derby	46	<b>40642000</b>	287	Reunion Collection	120
<b>365945</b>	210	Derby	46	<b>40643000</b>	288	Reunion Collection	135
<b>365945X</b>	210	Derby	46	<b>40644000</b>	289	Reunion Collection	150
<b>374936</b>	212	Derby	145	<b>40650000</b>	285	Reunion Collection	105
<b>374946</b>	212	Derby	145	<b>40651000</b>	286	Reunion Collection	122.5
<b>375935</b>	211	Derby	85	<b>40652000</b>	287	Reunion Collection	140

Product Numbers	Page	Description	Weight (Pounds)	Product Numbers	Page	Description	Weight (Pounds)
<b>40653000</b>	288	Reunion Collection	157.5	<b>436937</b>	189	Derby	183
<b>40654000</b>	289	Reunion Collection	175	<b>436947</b>	189	Derby	183
<b>40660000</b>	285	Reunion Collection	120	<b>437906</b>	252	Ginkgo Biloba	262
<b>40661000</b>	286	Reunion Collection	140	<b>437937</b>	190	Derby	219
<b>40662000</b>	287	Reunion Collection	160	<b>437947</b>	190	Derby	219
<b>40663000</b>	288	Reunion Collection	180	<b>438906</b>	252	Ginkgo Biloba	292
<b>40664000</b>	289	Reunion Collection	200	<b>438937</b>	191	Derby	238
<b>407121</b>	58	4 O'Clock AM+	68	<b>438947</b>	191	Derby	238
<b>407221</b>	88	Jury Base (4 O'Clock AM+)	68	<b>440231</b>	310	Rizzi Arc	65
<b>408121</b>	58	4 O'Clock AM+	68	<b>440956</b>	324	Runner	71
<b>408221</b>	88	Jury Base (4 O'Clock AM+)	68	<b>442000</b>	241	540 Seminar Connect Top	5
<b>41080000</b>	292	Reunion Collection	35	<b>443000</b>	241	540 Seminar Connect Top	6
<b>41081000</b>	292	Reunion Collection	48	<b>444950</b>	336	Runner	51
<b>41082000</b>	292	Reunion Collection	63	<b>445952</b>	336	Runner	54
<b>41083000</b>	292	Reunion Collection	79	<b>446000</b>	241	540 Seminar Connect Top	60
<b>41090000</b>	293	Reunion Collection	35	<b>447000</b>	241	540 Seminar Connect Top	75
<b>41091000</b>	293	Reunion Collection	48	<b>452544</b>	231	540 Conference	145
<b>41092000</b>	293	Reunion Collection	63	<b>452902</b>	247	Ginkgo Biloba	114
<b>41093000</b>	293	Reunion Collection	79	<b>452932</b>	183	Derby	110
<b>41220000</b>	290	Reunion Collection	50	<b>452942</b>	183	Derby	110
<b>41221000</b>	290	Reunion Collection	59	<b>452960</b>	342	Runner I-Leg	107
<b>41222000</b>	290	Reunion Collection	67	<b>455546</b>	232	540 Conference	232
<b>41223000</b>	290	Reunion Collection	76	<b>455960</b>	343	Runner I-Leg	169
<b>41224000</b>	290	Reunion Collection	84	<b>456546</b>	232	540 Conference	260
<b>41320000</b>	291	Reunion Collection	59	<b>456907</b>	253	Ginkgo Biloba	229
<b>41321000</b>	291	Reunion Collection	69	<b>456937</b>	192	Derby	204
<b>41322000</b>	291	Reunion Collection	79	<b>456947</b>	192	Derby	204
<b>41323000</b>	291	Reunion Collection	89	<b>456960</b>	343	Runner I-Leg	190
<b>41324000</b>	291	Reunion Collection	99	<b>457546</b>	233	540 Conference	360
<b>415116</b>	61	4 O'Clock PM	53	<b>457937</b>	193	Derby	243
<b>415117</b>	60	4 O'Clock PM	52	<b>457947</b>	193	Derby	243
<b>415118</b>	61	4 O'Clock PM	53	<b>457960</b>	343	Runner I-Leg	223
<b>415127</b>	60	4 O'Clock PM	52	<b>458546</b>	233	540 Conference	360
<b>415216</b>	89	Jury Base (4 O'Clock PM)	53	<b>458907</b>	253	Ginkgo Biloba	374
<b>415227</b>	88	Jury Base (4 O'Clock PM)	53	<b>458937</b>	194	Derby	264
<b>417120</b>	59	4 O'Clock AM+	51	<b>458947</b>	194	Derby	264
<b>423231</b>	310	Rizzi Arc	57	<b>458960</b>	343	Runner I-Leg	243
<b>423956</b>	324	Runner	63	<b>459546547</b>	234	540 Conference	397
<b>430956</b>	324	Runner	54	<b>459907</b>	254	Ginkgo Biloba	399
<b>431200</b>	309	Rizzi Arc	65	<b>459937</b>	195	Derby	306
<b>431544</b>	231	540 Conference	122	<b>459947</b>	195	Derby	306
<b>431702</b>	224	Disc	120	<b>462540</b>	239	540 Seminar	106
<b>431902</b>	247	Ginkgo Biloba	98	<b>462541</b>	239	540 Seminar	132
<b>431932</b>	183	Derby	90	<b>462936</b>	184	Derby	78
<b>431942</b>	183	Derby	90	<b>462950</b>	330	Runner	61
<b>431949</b>	321	Runner Pedestal	83	<b>462956</b>	326	Runner	61
<b>435906</b>	251	Ginkgo Biloba	186	<b>463232</b>	310	Rizzi Arc	65
<b>435937</b>	188	Derby	165	<b>463540</b>	239	540 Seminar	120
<b>435947</b>	188	Derby	165	<b>463541</b>	239	540 Seminar	153
<b>436906</b>	251	Ginkgo Biloba	205	<b>463936</b>	184	Derby	88

Product Numbers	Page	Description	Weight (Pounds)	Product Numbers	Page	Description	Weight (Pounds)
<b>463950</b>	330	Runner	71	<b>479543</b>	240	540 Seminar	155
<b>463956</b>	326	Runner	71	<b>481200</b>	309	Rizzi Arc	62
<b>464232</b>	310	Rizzi Arc	76	<b>481544</b>	231	540 Conference	104
<b>464540</b>	239	540 Seminar	134	<b>481701</b>	224	Disc	86
<b>464541</b>	239	540 Seminar	174	<b>481902</b>	247	Ginkgo Biloba	80
<b>464936</b>	184	Derby	99	<b>481932</b>	183	Derby	73
<b>464950</b>	330	Runner	82	<b>481942</b>	183	Derby	73
<b>464956</b>	326	Runner	82	<b>481949</b>	321	Runner Pedestal	66
<b>465232</b>	310	Rizzi Arc	86	<b>483233</b>	314	Rizzi Arc	92
<b>465540</b>	239	540 Seminar	149	<b>483906</b>	249	Ginkgo Biloba	142
<b>465541</b>	239	540 Seminar	196	<b>483936</b>	186	Derby	114
<b>465936</b>	184	Derby	109	<b>483946</b>	186	Derby	114
<b>465950</b>	330	Runner	92	<b>483954</b>	334	Runner	98
<b>465956</b>	326	Runner	92	<b>484233</b>	314	Rizzi Arc	107
<b>467540</b>	239	540 Seminar	127	<b>484906</b>	249	Ginkgo Biloba	160
<b>467541</b>	239	540 Seminar	163	<b>484936</b>	186	Derby	130
<b>469540</b>	239	540 Seminar	113	<b>484946</b>	186	Derby	130
<b>469541</b>	239	540 Seminar	142	<b>484954</b>	334	Runner	113
<b>472952</b>	332	Runner	71	<b>485906</b>	250	Ginkgo Biloba	178
<b>472958</b>	328	Runner	71	<b>485936</b>	187	Derby	146
<b>473232</b>	312	Rizzi Arc	78	<b>485946</b>	187	Derby	146
<b>473542</b>	240	540 Seminar	135	<b>486906</b>	250	Ginkgo Biloba	196
<b>473543</b>	240	540 Seminar	168	<b>486936</b>	187	Derby	162
<b>473906</b>	248	Ginkgo Biloba	127	<b>486946</b>	187	Derby	162
<b>473936</b>	185	Derby	101	<b>488960</b>	342	Runner I-Leg	129
<b>473946</b>	185	Derby	101	<b>489960</b>	342	Runner I-Leg	154
<b>473952</b>	332	Runner	84	<b>499546547</b>	234	540 Conference	493
<b>473958</b>	328	Runner	84	<b>50348625</b>	304	Reunion Seminar	54
<b>474232</b>	312	Rizzi Arc	91	<b>50348655</b>	304	Reunion Seminar	54
<b>474542</b>	240	540 Seminar	154	<b>50360625</b>	304	Reunion Seminar	72
<b>474543</b>	240	540 Seminar	194	<b>50360655</b>	304	Reunion Seminar	72
<b>474906</b>	248	Ginkgo Biloba	142	<b>50372625</b>	304	Reunion Seminar	85
<b>474936</b>	185	Derby	114	<b>50372655</b>	304	Reunion Seminar	85
<b>474946</b>	185	Derby	114	<b>50436625</b>	300	Reunion Seminar	63
<b>474952</b>	332	Runner	98	<b>50436655</b>	301	Reunion Seminar	63
<b>474958</b>	328	Runner	97	<b>50442625</b>	300	Reunion Seminar	73
<b>475232</b>	312	Rizzi Arc	105	<b>50442655</b>	301	Reunion Seminar	73
<b>475542</b>	240	540 Seminar	172	<b>50448625</b>	300	Reunion Seminar	89
<b>475543</b>	240	540 Seminar	219	<b>50448655</b>	301	Reunion Seminar	89
<b>475936</b>	185	Derby	128	<b>50460625</b>	300	Reunion Seminar	118
<b>475946</b>	185	Derby	128	<b>50460655</b>	301	Reunion Seminar	118
<b>475952</b>	332	Runner	111	<b>50611625</b>	294	Reunion Seminar	57
<b>477542</b>	240	540 Seminar	143	<b>50611655</b>	295	Reunion Seminar	57
<b>477543</b>	240	540 Seminar	179	<b>50612625</b>	296	Reunion Seminar	71
<b>478200</b>	309	Rizzi Arc	48	<b>50612655</b>	297	Reunion Seminar	71
<b>478701</b>	224	Disc	73	<b>50613625</b>	298	Reunion Seminar	86
<b>478931</b>	182	Derby	56	<b>50613655</b>	299	Reunion Seminar	86
<b>478941</b>	182	Derby	56	<b>50621625</b>	294	Reunion Seminar	60
<b>478948</b>	321	Runner Pedestal	52	<b>50621655</b>	295	Reunion Seminar	60
<b>479542</b>	240	540 Seminar	126	<b>50622625</b>	296	Reunion Seminar	75



Product Numbers	Page	Description	Weight (Pounds)	Product Numbers	Page	Description	Weight (Pounds)
<b>50622655</b>	297	Reunion Seminar	75	<b>548552</b>	238	540 Conference T-Base	97
<b>50623625</b>	298	Reunion Seminar	105	<b>548555</b>	238	540 Conference T-Base	106
<b>50623655</b>	299	Reunion Seminar	105	<b>552111</b>	147	Arriva Folding w/T-Base	46.5
<b>50631625</b>	294	Reunion Seminar	73	<b>553121</b>	147	Arriva Folding w/T-Base	54
<b>50631655</b>	295	Reunion Seminar	73	<b>554131</b>	147	Arriva Folding w/T-Base	61
<b>50632625</b>	296	Reunion Seminar	91	<b>562112</b>	147	Arriva Folding w/T-Base	55
<b>50632655</b>	297	Reunion Seminar	91	<b>562135</b>	64	Indy	60
<b>50633625</b>	298	Reunion Seminar	110	<b>562136</b>	64	Indy	60
<b>50633655</b>	299	Reunion Seminar	110	<b>562145</b>	64	Indy	60
<b>50641625</b>	294	Reunion Seminar	82	<b>562146</b>	64	Indy	60
<b>50641655</b>	295	Reunion Seminar	82	<b>562312</b>	148	Arriva Folding w/U-Base	54
<b>50642625</b>	296	Reunion Seminar	102	<b>563122</b>	147	Arriva Folding w/T-Base	66.5
<b>50642655</b>	297	Reunion Seminar	102	<b>563235</b>	63	Indy	60
<b>50643625</b>	298	Reunion Seminar	122	<b>563236</b>	63	Indy	60
<b>50643655</b>	299	Reunion Seminar	122	<b>563245</b>	63	Indy	60
<b>51091000</b>	305	Reunion Seminar	28	<b>563246</b>	63	Indy	60
<b>51092000</b>	305	Reunion Seminar	35	<b>563322</b>	148	Arriva Folding w/U-Base	65
<b>51093000</b>	305	Reunion Seminar	42	<b>564132</b>	147	Arriva Folding w/T-Base	75.5
<b>51421625</b>	302	Reunion Seminar	51	<b>564332</b>	148	Arriva Folding w/U-Base	74.5
<b>51421655</b>	303	Reunion Seminar	51	<b>572113</b>	147	Arriva Folding w/T-Base	66.5
<b>51432625</b>	302	Reunion Seminar	54	<b>572313</b>	148	Arriva Folding w/U-Base	65
<b>51432655</b>	303	Reunion Seminar	54	<b>573123</b>	147	Arriva Folding w/T-Base	78
<b>540550</b>	242	540 Seminar C-Base	58	<b>573323</b>	148	Arriva Folding w/U-Base	77
<b>540551</b>	242	540 Seminar C-Base	59	<b>574133</b>	147	Arriva Folding w/T-Base	92.5
<b>540552</b>	242	540 Seminar C-Base	60	<b>574333</b>	148	Arriva Folding w/U-Base	91.5
<b>540553</b>	242	540 Seminar C-Base	61	<b>580151</b>	77	Opera	25
<b>540554</b>	242	540 Seminar C-Base	62	<b>580151S</b>	78	Opera	25
<b>540555</b>	242	540 Seminar C-Base	65	<b>580152</b>	77	Opera	25
<b>541550</b>	242	540 Seminar C-Base	84	<b>580152S</b>	78	Opera	25
<b>541551</b>	242	540 Seminar C-Base	88	<b>580181</b>	80	Opera	25
<b>541552</b>	242	540 Seminar C-Base	93	<b>580181S</b>	81	Opera	25
<b>541553</b>	242	540 Seminar C-Base	97	<b>580182</b>	80	Opera	25
<b>541554</b>	242	540 Seminar C-Base	102	<b>580182S</b>	81	Opera	25
<b>541555</b>	242	540 Seminar C-Base	112	<b>580900</b>	79	Opera Ganger	—
<b>542551</b>	243	540 Seminar C-Base	61	<b>582151</b>	77	Opera	25
<b>542552</b>	243	540 Seminar C-Base	62	<b>582151S</b>	78	Opera	25
<b>542553</b>	243	540 Seminar C-Base	63	<b>582152</b>	77	Opera	25
<b>542554</b>	243	540 Seminar C-Base	64	<b>582152S</b>	78	Opera	25
<b>542555</b>	243	540 Seminar C-Base	67	<b>582181</b>	80	Opera	25
<b>543551</b>	243	540 Seminar C-Base	90	<b>582181S</b>	81	Opera	25
<b>543552</b>	243	540 Seminar C-Base	95	<b>582182</b>	80	Opera	25
<b>543553</b>	243	540 Seminar C-Base	99	<b>582182S</b>	81	Opera	25
<b>543554</b>	243	540 Seminar C-Base	104	<b>582900</b>	79	Opera Ganger	—
<b>543555</b>	243	540 Seminar C-Base	114	<b>583323</b>	148	Arriva Folding w/U-Base	90
<b>546547551</b>	237	540 Conference I-Base	114	<b>584333</b>	148	Arriva Folding w/U-Base	104
<b>546550</b>	237	540 Conference I-Base	68	<b>589201</b>	79	Opera Row Spacer	—
<b>546552</b>	237	540 Conference I-Base	72	<b>589202</b>	79	Opera Row Spacer	—
<b>546554</b>	237	540 Conference I-Base	76	<b>589203</b>	79	Opera Dolly	30
<b>546555</b>	237	540 Conference I-Base	81	<b>604701</b>	223	Disc	108
<b>548550</b>	238	540 Conference T-Base	93	<b>604902</b>	245	Ginkgo Biloba	102



Product Numbers	Page	Description	Weight (Pounds)	Product Numbers	Page	Description	Weight (Pounds)
<b>605702</b>	223	Disc	143	<b>648907</b>	253	Ginkgo Biloba	406
<b>605902</b>	245	Ginkgo Biloba	121	<b>648937</b>	194	Derby	264
<b>606544</b>	229	540 Conference	174	<b>648947</b>	194	Derby	264
<b>606702</b>	223	Disc	170	<b>649546547</b>	234	540 Conference	420
<b>606902</b>	245	Ginkgo Biloba	148	<b>649907</b>	254	Ginkgo Biloba	434
<b>607544</b>	229	540 Conference	207	<b>649937</b>	195	Derby	306
<b>607702</b>	223	Disc	191	<b>649947</b>	195	Derby	306
<b>607903</b>	246	Ginkgo Biloba	176	<b>650907</b>	258	Ginkgo Biloba	1035
<b>608544</b>	230	540 Conference	243	<b>650937</b>	206	Derby	633
<b>608903</b>	246	Ginkgo Biloba	200	<b>650947</b>	205	Derby	633
<b>609545</b>	230	540 Conference	329	<b>651548</b>	236	540 Conference	490
<b>612179</b>	86	61 Series	49	<b>651907</b>	257	Ginkgo Biloba	453
<b>612180</b>	91	Jury Base (61 Series)	49	<b>651937</b>	200	Derby	335
<b>612197</b>	87	61 Series	43	<b>651947</b>	200	Derby	335
<b>612232</b>	87	61 Series	43	<b>652548</b>	236	540 Conference	587
<b>613906</b>	248	Ginkgo Biloba	156	<b>652907</b>	257	Ginkgo Biloba	524
<b>614906</b>	248	Ginkgo Biloba	184	<b>652937</b>	201	Derby	387
<b>620544</b>	231	540 Conference	127	<b>652947</b>	201	Derby	387
<b>620701</b>	225	Disc	134	<b>653907</b>	257	Ginkgo Biloba	758
<b>620902</b>	247	Ginkgo Biloba	128	<b>653937</b>	202	Derby	484
<b>623906</b>	249	Ginkgo Biloba	169	<b>653947</b>	202	Derby	484
<b>624906</b>	249	Ginkgo Biloba	193	<b>654907</b>	258	Ginkgo Biloba	1095
<b>625906</b>	250	Ginkgo Biloba	217	<b>654937</b>	204	Derby	581
<b>626906</b>	250	Ginkgo Biloba	241	<b>654947</b>	203	Derby	581
<b>630544</b>	231	540 Conference	155	<b>663906</b>	259	Ginkgo Biloba	302
<b>630702</b>	225	Disc	250	<b>663936</b>	207	Derby	160
<b>630902</b>	247	Ginkgo Biloba	228	<b>663946</b>	207	Derby	160
<b>635906</b>	251	Ginkgo Biloba	252	<b>664906</b>	259	Ginkgo Biloba	349
<b>635937</b>	188	Derby	165	<b>664937</b>	208	Derby	204
<b>635947</b>	188	Derby	165	<b>664947</b>	208	Derby	204
<b>636906</b>	251	Ginkgo Biloba	274	<b>665906907</b>	259	Ginkgo Biloba	421
<b>636937</b>	189	Derby	183	<b>665937</b>	209	Derby	269
<b>636947</b>	189	Derby	183	<b>665947</b>	209	Derby	269
<b>637906</b>	252	Ginkgo Biloba	294	<b>666906907</b>	260	Ginkgo Biloba	679
<b>637937</b>	190	Derby	219	<b>667906907</b>	260	Ginkgo Biloba	765
<b>637947</b>	190	Derby	219	<b>668906907</b>	261	Ginkgo Biloba	876
<b>638906</b>	252	Ginkgo Biloba	314	<b>669906907</b>	261	Ginkgo Biloba	966
<b>638937</b>	191	Derby	238	<b>670906907</b>	262	Ginkgo Biloba	1026
<b>638947</b>	191	Derby	238	<b>671906907</b>	262	Ginkgo Biloba	1078
<b>640544</b>	231	540 Conference	187	<b>673906</b>	255	Ginkgo Biloba	193
<b>640902</b>	247	Ginkgo Biloba	129	<b>673936</b>	196	Derby	131
<b>645546</b>	232	540 Conference	305	<b>673946</b>	196	Derby	131
<b>646546</b>	232	540 Conference	343	<b>675548</b>	235	540 Conference	345
<b>646907</b>	253	Ginkgo Biloba	353	<b>675702</b>	226	Disc	335
<b>646937</b>	192	Derby	204	<b>675907</b>	256	Ginkgo Biloba	287
<b>646947</b>	192	Derby	204	<b>675937</b>	197	Derby	204
<b>647546</b>	233	540 Conference	380	<b>675947</b>	197	Derby	204
<b>647937</b>	193	Derby	243	<b>676548</b>	235	540 Conference	419
<b>647947</b>	193	Derby	243	<b>676702</b>	226	Disc	446
<b>648546</b>	233	540 Conference	380	<b>676907</b>	256	Ginkgo Biloba	345

Product Numbers	Page	Description	Weight (Pounds)	Product Numbers	Page	Description	Weight (Pounds)
<b>676937</b>	198	Derby	246	<b>802511</b>	165	Ballet K-Base	57
<b>676947</b>	198	Derby	246	<b>802561</b>	165	Ballet K-Base	61
<b>677548</b>	235	540 Conference	498	<b>803512</b>	165	Ballet K-Base	65
<b>677907</b>	256	Ginkgo Biloba	431	<b>803562</b>	165	Ballet K-Base	71
<b>677937</b>	199	Derby	306	<b>804513</b>	165	Ballet K-Base	73
<b>677947</b>	199	Derby	306	<b>804563</b>	165	Ballet K-Base	80
<b>689546547</b>	234	540 Conference	520	<b>807000</b>	171	Ballet Connecting Top	8
<b>752010</b>	73	Kelly	67	<b>808000</b>	171	Ballet Connecting Top	12
<b>752015</b>	91	Jury Base (Kelly)	59	<b>809000</b>	171	Ballet Connecting Top	15
<b>752025</b>	91	Jury Base (Kelly)	59	<b>814412</b>	160	Ballet X-Base	104
<b>752028</b>	91	Jury Base (Kelly)	59	<b>814462</b>	160	Ballet X-Base	110
<b>752266</b>	71	Kelly	65	<b>815413</b>	160	Ballet X-Base	117
<b>752270</b>	72	Kelly	59	<b>815463</b>	160	Ballet X-Base	125
<b>753270</b>	72	Kelly	59	<b>816414</b>	160	Ballet X-Base	131
<b>782028</b>	88	Jury Base (Bira)	69	<b>816464</b>	160	Ballet X-Base	140
<b>782266</b>	56	Bira	64	<b>823411</b>	158	Ballet X-Base	81
<b>782270</b>	57	Bira	69	<b>823461</b>	158	Ballet X-Base	87
<b>793215</b>	132	Grommet	1	<b>824412</b>	158	Ballet X-Base	93
<b>793330</b>	172, 351	Power Strip	1	<b>824462</b>	158	Ballet X-Base	99
<b>793332</b>	172	Ballet Vertical Wire Mgr	1	<b>825413</b>	158	Ballet X-Base	105
<b>793333</b>	174	Ballet Mobile Strg Cart	65	<b>825463</b>	158	Ballet X-Base	112
<b>793334</b>	174	Ballet Mobile Strg Cart	65	<b>826414</b>	158	Ballet X-Base	117
<b>793335</b>	128, 172, 216, 317, 338	Bar Ganger Package	2	<b>826464</b>	158	Ballet X-Base	125
<b>793351</b>	128, 216	Bar Ganger Package	2	<b>834402</b>	161	Ballet X-Base	131
<b>793359</b>	318, 319	Rizzi and Runner Dolly	98	<b>834452</b>	161	Ballet X-Base	137
<b>793360</b>	317	Rizzi Modesty Panel	11	<b>835403</b>	161	Ballet X-Base	149
<b>793361</b>	317	Rizzi Modesty Panel	13	<b>835453</b>	161	Ballet X-Base	157
<b>793362</b>	317	Rizzi Modesty Panel	15	<b>836404</b>	161	Ballet X-Base	167
<b>793365</b>	127, 216, 338	Flex Ganger Package	–	<b>836454</b>	161	Ballet X-Base	176
<b>793365L</b>	127, 173	Flex Ganger	1	<b>842511</b>	162	Ballet K-Base	52
<b>7933661</b>	146	Vertical Wire Manager	2	<b>842561</b>	162	Ballet K-Base	56
<b>7933662</b>	146	Vertical Wire Manager	2	<b>843512</b>	162	Ballet K-Base	59
<b>7933663</b>	146	Vertical Wire Manager	2	<b>843562</b>	162	Ballet K-Base	64
<b>79336642</b>	146	Vertical Wire Manager	2	<b>844513</b>	162	Ballet K-Base	66
<b>79336643</b>	146	Vertical Wire Manager	2	<b>844563</b>	162	Ballet K-Base	73
<b>793371</b>	307	Reunion Collect Trolley	122	<b>847000</b>	171	Ballet Connecting Top	5
<b>793381</b>	136, 174, 308, 319, 339	Interport Cord	6	<b>848000</b>	171	Ballet Connecting Top	8
<b>793384</b>	136	Interport Hardwire	6	<b>849000</b>	171	Ballet Connecting Top	11
<b>793390</b>	70	Kart Stack Dolly	40	<b>853411</b>	156	Ballet X-Base	72
<b>793391</b>	138	Interport Modular Kit	6	<b>853461</b>	156	Ballet X-Base	78
<b>793442</b>	306	Reunion Collect Wire Mgr	3	<b>854412</b>	156	Ballet X-Base	82
<b>793448</b>	306	Reunion Collect Wire Mgr	3	<b>854462</b>	156	Ballet X-Base	89
<b>793460</b>	306	Reunion Collect Wire Mgr	4	<b>855413</b>	156	Ballet X-Base	92
<b>793472</b>	306	Reunion Collect Wire Mgr	5	<b>855463</b>	156	Ballet X-Base	100
<b>793742</b>	306	Reunion Collect Modsty Pnl	4	<b>856414</b>	156	Ballet X-Base	102
<b>793748</b>	306	Reunion Collect Modsty Pnl	4	<b>856464</b>	156	Ballet X-Base	111
<b>793760</b>	306	Reunion Collect Modsty Pnl	5	<b>862501</b>	166	Ballet K-Base	67
<b>793772</b>	306	Reunion Collect Modsty Pnl	7	<b>862551</b>	167	Ballet K-Base	72
				<b>863502</b>	166	Ballet K-Base	78
				<b>863552</b>	167	Ballet K-Base	84


Product Numbers	Page	Description	Weight (Pounds)	Product Numbers	Page	Description	Weight (Pounds)
<b>864503</b>	166	Ballet K-Base	89	<b>928422</b>	155	Ballet Pedestal	74
<b>864553</b>	167	Ballet K-Base	95	<b>929422</b>	155	Ballet Pedestal	92
<b>873401</b>	157	Ballet X-Base	88	<b>933421</b>	154	Ballet Pedestal	38
<b>873451</b>	157	Ballet X-Base	94	<b>933421T</b>	175	Cafe Ballet	43
<b>874402</b>	157	Ballet X-Base	102	<b>934421</b>	154	Ballet Pedestal	58
<b>874452</b>	157	Ballet X-Base	108	<b>934422T</b>	175	Cafe Ballet	63
<b>875403</b>	157	Ballet X-Base	115	<b>935422</b>	154	Ballet Pedestal	74
<b>875453</b>	157	Ballet X-Base	123	<b>936422</b>	154	Ballet Pedestal	92
<b>876404</b>	157	Ballet X-Base	128	<b>B000635</b>	284, 285, 286, 287, 288, 289, 290, 291, 292, 293	Reunion Link Leg	9
<b>876454</b>	157	Ballet X-Base	137	<b>BPIHW</b>	138	Hardwire Base Infeed	5
<b>883401</b>	159	Ballet X-Base	101	<b>BPIPLUG</b>	138	Base Power Infeed	5
<b>883451</b>	159	Ballet X-Base	106	<b>CCSAF2 (VCT)</b>	129, 173, 217, 244, 264, 307, 318, 352	Stella Keyboard Support	15
<b>884402</b>	159	Ballet X-Base	116	<b>CPRSL (VCT)</b>	351	Runner TR CPU Sling	7
<b>884452</b>	159	Ballet X-Base	123	<b>CSP</b>	134, 340	Communications Sphere	—
<b>885403</b>	159	Ballet X-Base	132	<b>FR2011B</b>	370	Frontier Screen	5
<b>885453</b>	159	Ballet X-Base	140	<b>FR2011S</b>	370	Frontier Screen	4
<b>886404</b>	159	Ballet X-Base	148	<b>FR2016B</b>	370	Frontier Screen	6
<b>886454</b>	159	Ballet X-Base	156	<b>FR2016S</b>	370	Frontier Screen	5
<b>892501</b>	163	Ballet K-Base	61	<b>FR2411B</b>	370	Frontier Screen	5
<b>892551</b>	164	Ballet K-Base	65	<b>FR2411S</b>	370	Frontier Screen	4
<b>893502</b>	163	Ballet K-Base	70	<b>FR2416B</b>	370	Frontier Screen	6
<b>893552</b>	164	Ballet K-Base	75	<b>FR2416S</b>	370	Frontier Screen	5
<b>894503</b>	163	Ballet K-Base	79	<b>FR2811B</b>	370	Frontier Screen	6
<b>894553</b>	164	Ballet K-Base	86	<b>FR2811S</b>	370	Frontier Screen	5
<b>902511</b>	168	Ballet K-Base	64	<b>FR2816B</b>	370	Frontier Screen	7
<b>902561</b>	168	Ballet K-Base	68	<b>FR2816S</b>	370	Frontier Screen	6
<b>903512</b>	168	Ballet K-Base	74	<b>FR3011B</b>	370	Frontier Screen	6
<b>903562</b>	168	Ballet K-Base	80	<b>FR3011S</b>	370	Frontier Screen	5
<b>904513</b>	168	Ballet K-Base	84	<b>FR3016B</b>	370	Frontier Screen	7
<b>904563</b>	168	Ballet K-Base	91	<b>FR3016S</b>	370	Frontier Screen	6
<b>907000</b>	171	Ballet Connecting Top	12	<b>FR3611B</b>	370	Frontier Screen	8
<b>908000</b>	171	Ballet Connecting Top	18	<b>FR3611S</b>	370	Frontier Screen	7
<b>909000</b>	171	Ballet Connecting Top	24	<b>FR3616B</b>	370	Frontier Screen	9
<b>912501</b>	169	Ballet K-Base	77	<b>FR3616S</b>	370	Frontier Screen	8
<b>912551</b>	170	Ballet K-Base	81	<b>FR4811B</b>	370	Frontier Screen	10
<b>913502</b>	169	Ballet K-Base	90	<b>FR4816B</b>	370	Frontier Screen	12
<b>913552</b>	170	Ballet K-Base	96	<b>FR6011B</b>	370	Frontier Screen	12
<b>914503</b>	169	Ballet K-Base	104	<b>FR6016B</b>	370	Frontier Screen	14
<b>914553</b>	170	Ballet K-Base	110	<b>FR7211B</b>	370	Frontier Screen	13
<b>915405</b>	151	Ballet Arc	70	<b>FR7216B</b>	370	Frontier Screen	15
<b>915415</b>	151	Ballet Arc	55	<b>FR8411B</b>	370	Frontier Screen	15
<b>916406</b>	151	Ballet Arc	98	<b>FR8416B</b>	370	Frontier Screen	17
<b>916416</b>	151	Ballet Arc	76	<b>GR016SV</b>	274	Grip Column Leg	22
<b>917422C</b>	152	Ballet Teardrop	64	<b>GR016TP</b>	274	Grip Column Leg	23
<b>918422C</b>	152	Ballet Teardrop	84	<b>GR016WM</b>	275	Grip Column Leg	22
<b>919423C</b>	153	Ballet Side	36	<b>GR021PLV</b>	275	Grip Pedestal Base	41
<b>920424C</b>	153	Ballet Side	46				
<b>921422C</b>	152	Ballet Teardrop	55				
<b>926421</b>	155	Ballet Pedestal	45				
<b>927422</b>	155	Ballet Pedestal	58				

Product Numbers	Page	Description	Weight (Pounds)	Product Numbers	Page	Description	Weight (Pounds)
<b>GR142</b>	266	Grip	100	<b>JMPK60</b>	138	Jumper Kit	5
<b>GR142P</b>	265	Grip	87	<b>JMPK66</b>	138	Jumper Kit	5
<b>GR148</b>	266	Grip	120	<b>JMPK72</b>	138	Jumper Kit	6
<b>GR154</b>	266	Grip	142	<b>JMPK78</b>	138	Jumper Kit	6
<b>GR160</b>	266	Grip	167	<b>JMPK84</b>	138	Jumper Kit	7
<b>GR2423</b>	267	Grip	128	<b>L5000</b>	74	Lucy	52
<b>GR2424</b>	267	Grip	146	<b>L5100</b>	74	Lucy	52
<b>GR2425</b>	267	Grip	164	<b>PCS</b>	134, 340	Power/Comm Sphere	—
<b>GR2426</b>	267	Grip	182	<b>PODHW</b>	362	Train POD	6
<b>GR2483</b>	268	Grip	141	<b>PODPL</b>	362	Train POD	6
<b>GR2484</b>	268	Grip	162	<b>PSP</b>	134, 340	Power Sphere	—
<b>GR2485</b>	268	Grip	182	<b>RJ11</b>	134	Coupler	—
<b>GR2486</b>	268	Grip	221	<b>RJ45</b>	134	Coupler	—
<b>GR2543</b>	269	Grip	154	<b>RWM</b>	338	Runner Vertical Wire Mgr	1
<b>GR2544</b>	269	Grip	177	<b>TN4824C</b>	359	Train	85
<b>GR2545</b>	269	Grip	201	<b>TN4830C</b>	359	Train	93
<b>GR2546</b>	269	Grip	242	<b>TN6024C</b>	359	Train	102
<b>GR2547</b>	269	Grip	266	<b>TN6030C</b>	359	Train	118
<b>GR2604</b>	270	Grip	193	<b>TN7224C</b>	359	Train	150
<b>GR2605</b>	270	Grip	219	<b>TN7230C</b>	359	Train	128
<b>GR2606</b>	270	Grip	263	<b>TN90D24</b>	360	Train	32
<b>GR2607</b>	270	Grip	289	<b>TN90D30</b>	360	Train	36
<b>GR3425</b>	272	Grip	164	<b>TNBPIHW</b>	363	Train Power Infeed	4
<b>GR3486</b>	272	Grip	221	<b>TNBPIMD</b>	363	Train Power Infeed	4
<b>GR3547</b>	272	Grip	226	<b>TNBPINY</b>	363	Train Power Infeed	6
<b>GR4424</b>	271	Grip	146	<b>TNBPIPL</b>	362	Train Power Infeed	3
<b>GR4425</b>	271	Grip	164	<b>TNFB</b>	364	Train Floor Monument	3
<b>GR4481</b>	271	Grip	120	<b>TNGL</b>	361	Train Glides	4
<b>GR4483</b>	271	Grip	141	<b>TNWB</b>	364	Train Wall Box	4
<b>GR4484</b>	271	Grip	162	<b>VCDPO48</b>	366	VersaCable	1
<b>GR4485</b>	271	Grip	182	<b>VCDPO60</b>	366	VersaCable	1
<b>GR4542</b>	271	Grip	142	<b>VCDPO72</b>	366	VersaCable	1
<b>GR4544</b>	271	Grip	177	<b>VCFFBPD</b>	368	VersaCable	10
<b>GR4545</b>	271	Grip	201	<b>VCFMD</b>	367	VersaCable	5
<b>GR4546</b>	271	Grip	242	<b>VCIF</b>	365	VersaCable	1
<b>GR842P</b>	265	Grip	73	<b>VCPCP</b>	367	VersaCable	1
<b>GR848P</b>	265	Grip	89	<b>VCPCR</b>	367	VersaCable	1
<b>GR854P</b>	265	Grip	106	<b>VCPT48</b>	367	VersaCable	1
<b>GR860</b>	265	Grip	167	<b>VCPT60</b>	367	VersaCable	1
<b>GR942</b>	273	Grip Connecting Top	25	<b>VCPT72</b>	367	VersaCable	1
<b>GR948</b>	273	Grip Connecting Top	30	<b>VCS60</b>	366	VersaCable	1
<b>GR954</b>	273	Grip Connecting Top	36	<b>VCS72</b>	366	VersaCable	1
<b>INTHW</b>	145	Interact Hardwire	2	<b>VCSP048</b>	366	VersaCable	1
<b>INTSC</b>	145	Interact Plug	2	<b>VCSP060</b>	366	VersaCable	1
<b>JMPK24</b>	138	Jumper Kit	2	<b>VCSP072</b>	366	VersaCable	1
<b>JMPK30</b>	138	Jumper Kit	2	<b>VCWBPD</b>	368	VersaCable	10
<b>JMPK36</b>	138	Jumper Kit	3	<b>WALLPLATE</b>	139	Outlet with Wall/Floor Plate	5
<b>JMPK42</b>	138	Jumper Kit	3	<b>XAV42</b>	381	Exponents AV Cabinet	580
<b>JMPK48</b>	138	Jumper Kit	4	<b>XCR48</b>	377	Exponents Credenza	200
<b>JMPK54</b>	138	Jumper Kit	4	<b>XCR72</b>	377	Exponents Credenza	270


Product Number	Page	Description	Weight (Pounds)
<b>XLC24</b>	379	Exponents Lectern	210
<b>XMB36</b>	378	Exponents Mobile Cart	275
<b>XPB50</b>	380	Exponents Presentation Board	195

## Frontier Screen Fabrics

### Brunswick—6307




### About Face—6533




### Senecal—6308



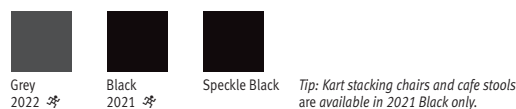
### Manhattan—6506



## Assisa Plastic—Polypropylene colors for seat and back ✂




## Kart—ABS plastic colors for seat and back ✂



## Lucy—Thermoplastic Polyurethane Back Colors ✂




## Lyric—Plastic Colors ✂



## Nova—Polypropylene Shell Colors




## Arriva—PVC Edge Colors ✂



## Rosa—Polypropylene Shell Colors



## Vecta Laminates—Grade 1



## Wood Veneers




## Powder Coat



## 1.25" Convex, Rizzi Arc, and Runner Vinyl Edge ✂



## Interport Module





## Mach 2—Grade 4000 ✂


## Mach 2—Grade 5000 ✂


## Leather—Grade 1


## Leather—Grade 2


## Ultrafabric—Simulates Leather

### Ultraleather—Grade B

--	--	--	--	--

### Brisa—Grade C

--	--	--	--	--