



Solution overview



Not all SD-WANs are created equal

Performance matters

While most SD-WAN offerings improve network agility and reduce WAN costs, HPE Aruba Networking enables enterprises to build a modern WAN that drives maximum value from cloud and digital transformation initiatives with a self-driving network that learns and adapts to the needs of the business.



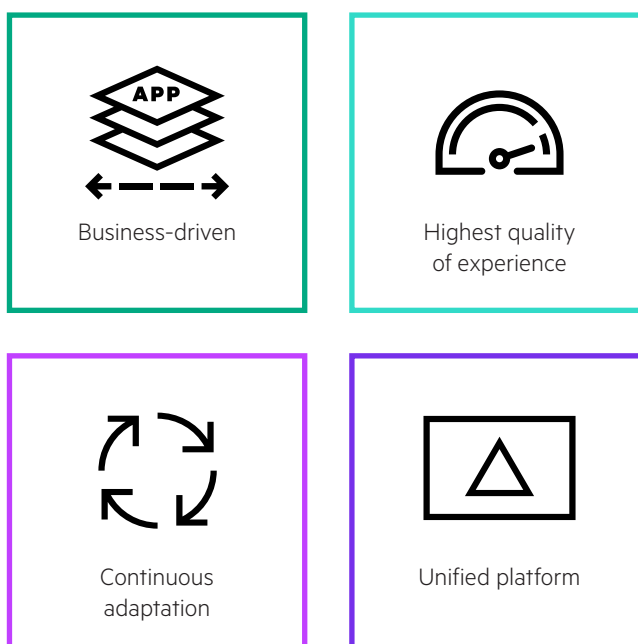
ANYCORP



The HPE Aruba Networking EdgeConnect SD-WAN platform increases productivity and lowers costs

As applications increasingly migrate from the corporate data center into the cloud, IT and business leaders are quickly realizing that traditional WANs were never architected for such a dynamic, internet-based environment. It is clear that backhauling traffic destined to the cloud from the branch to headquarters to the internet and then back again to the branch, negatively impacts **application performance and user experience**.

By building a modern WAN with HPE Aruba Networking, enterprises have the potential to increase end-user satisfaction and business productivity through improved application performance, higher reliability, enhanced **quality of service (QoS)**, increased security and improved visibility and control of applications running in their networks—regardless of the WAN connectivity service.



Ensuring continuous operations and high levels of application performance is a challenging and often time-consuming task for IT. Adding broadband and 4G/5G/LTE connections and cloud-based SaaS and IaaS applications to the mix only makes the job even more difficult. HPE Aruba Networking improves the quality of experience for IT by enabling an SD-WAN that provides consistent, reliable application performance through features such as **path conditioning**, tunnel bonding, traffic shaping, WAN optimization and multi-cloud networking.

Moreover, different applications have diverse QoS and end-user experience requirements. For example, voice and video traffic require zero packet loss and extremely low delay while file transfers need large amounts of bandwidth but can tolerate higher levels of delay. HPE Aruba Networking enables network managers to define business intent overlays—virtual WAN overlays—that reflect application QoS requirements relevant to the business. **HPE Aruba Networking EdgeConnect SD-WAN** maps applications to the appropriate business intent overlay, enabling the SD-WAN to optimize traffic handling decisions automatically. EdgeConnect SD-WAN continuously monitors WAN link performance, factoring real-time data about delay, jitter, and packet loss to adapt and make **intelligent real-time traffic steering decisions**.

EdgeConnect SD-WAN continuously learns and adapts to optimize and dynamically change paths if necessary, to ensure no application disruption and peak performance at all times. HPE Aruba Networking EdgeConnect SD-WAN application performance features include:

- Path conditioning
- Dynamic path control
- Tunnel bonding
- Adaptive internet breakout
- Daily application updates
- Intelligent internet breakout
- Microsoft 365 REST API integration
- AppExpress

These HPE Aruba Networking advanced performance features make HPE Aruba Networking EdgeConnect SD-WAN stand out from other SD-WAN solutions in the market.


Adding broadband to the WAN

Over the past two decades, MPLS has been the transport of choice for connecting branch offices, field locations and other business sites located remotely from headquarters or data centers. MPLS services provide secure, reliable WAN connectivity. However, MPLS is expensive, complex and time-consuming to provision with long lead times from service providers.

Application migration from the corporate data center to the cloud continues to accelerate, and this is driving enterprises to re-evaluate networking requirements, including actively using broadband services to connect users in branch offices to cloud-based applications. Using the internet for branch office WAN connectivity is a logical next step, but internet connections are often unreliable, delivering unpredictable application performance and notoriously lacking security.

An advanced SD-WAN can overcome these limitations. By establishing secure encrypted connections, SD-WANs remove the security concern of connecting users to business applications across the internet. It lets network managers confidently integrate commodity internet links into their WANs in addition to, or even instead of, leased line services, increasing bandwidth and potentially lowering costs. Adding broadband also allows for rapid WAN connectivity provisioning for new or temporary business locations and enables IT to add capacity at remote offices at the lowest cost to accommodate growth.





Basic SD-WAN table stakes

Today, there are several fundamentals that nearly every SD-WAN provides. Consider these to be basic SD-WAN table stakes. First is the ability to **use any and all sources of connectivity** including broadband internet, MPLS, and 4G/5G/LTE wireless. Any SD-WAN should be able to abstract these connections and add them to the pool of available SD-WAN paths.

Second is the ability to intelligently and **dynamically direct application traffic** over the available connections. Path selection decisions should be based on the performance requirements of the application in choosing the optimal path across the WAN. This is especially true for cloud-based applications and if the organization has more than one data center.

Third is **centralized orchestration** where configuration and administration of the SD-WAN is tuned and optimized from a single location. IT programs initial configurations and subsequent configuration changes centrally and automatically “pushes” them to every site across the SD-WAN.

Finally, **Zero-Touch Provisioning (ZTP)** allows network managers to easily add new sites by installing new SD-WAN appliances. Users simply plug in a physical appliance or bring up a virtual appliance and connect it to the WAN service(s).

The new appliance “phones home” to the centralized orchestrator to receive configuration information and join the SD-WAN without requiring specialized IT expertise at the branch office. Centralized orchestration and ZTP significantly reduce IT operational costs and more importantly, reduce configuration errors.

Basic SD-WAN table stakes	HPE Aruba Networking advanced SD-WAN performance innovations
Dynamic path selection	Path Conditioning
Sub-optimal performance of all aggregated underlying links	Tunnel Bonding
Static active/standby configuration	Dynamic Path Control
Basic Deep packet inspection (DPI) and port level approaches	First-packet iQ application classification
Irregular application updates	Cloud intelligence



Basic SD-WAN table stakes	HPE Aruba Networking advanced SD-WAN performance innovations
No automated orchestration to SSE (Security Service Edge)	Unified SASE (Secure Access Service Edge)
Rudimentary operational efficiency with increased latency	Microsoft 365 REST API integration
Inability to use the best available internet link in real-time	AppExpress

Performance matters: delivering even more WAN value

Several key innovations of the EdgeConnect SD-WAN platform enable IT to deliver predictable end-user experiences across the business, optimize performance of cloud-based applications, and save money at the same time. While basic SD-WAN offerings provide more WAN connectivity options and the potential to lower WAN costs, they do not mitigate the application performance impacts of latency, nor do they increase bandwidth efficiency.

The following EdgeConnect SD-WAN technologies deliver the highest levels of application performance, QoS, and enable application SLAs over any combination of transport services including consumer broadband and LTE:

- Path conditioning to overcome the adverse effects of packet loss and out-of-order packets
- Tunnel bonding to support packet-based load sharing and higher application availability
- Traffic shaping to ensure low-priority traffic does not override higher priority traffic
- Optional WAN optimization features, fully integrated as a single solution
- AppExpress to monitor application traffic flow and leverage synthetic polling and real-time user traffic observations to intelligently steer traffic

Path Conditioning: One challenge that an SD-WAN can address is how to best use higher bandwidth internet connections that are as little as one-tenth of the cost of private line services. In general, internet (and also wireless) connections are not as reliable as private—but costly—services like MPLS. Internet and wireless links often suffer from packet loss and jitter and are more likely to experience outages. EdgeConnect SD-WAN forward error correction (FEC) reconstructs lost packets which avoids TCP re-transmissions, substantially increasing the effective performance of broadband links.

The ratio of FEC packets to data packets dynamically adapts depending upon the business-criticality and real-time requirements of the application. Packet order correction (POC) algorithms re-order packets that arrive out of order at their destination. This is a fairly common occurrence when load balancing across different service providers' networks. With FEC and POC, EdgeConnect SD-WAN can make internet connections perform as well as or better than private lines.



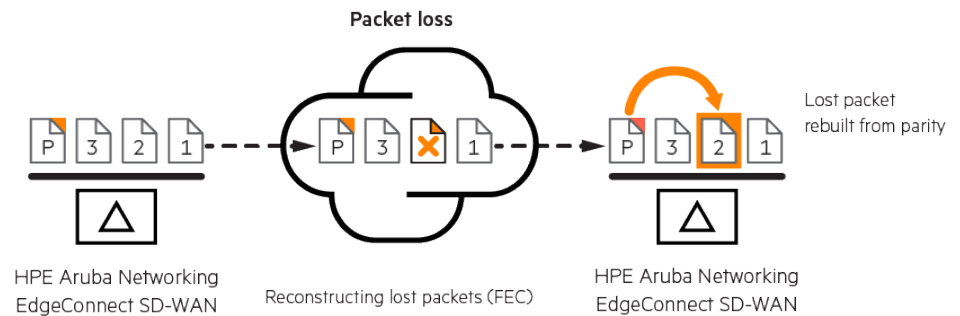


Figure 1. HPE Aruba Networking forward error correction (FEC) reconstructs any packets lost in transit across the WAN without having to retransmit them. HPE Aruba Networking EdgeConnect SD-WAN dynamically and adaptively adjusts the ratio of FEC packets transmitted in response to changing link conditions to minimize overhead.

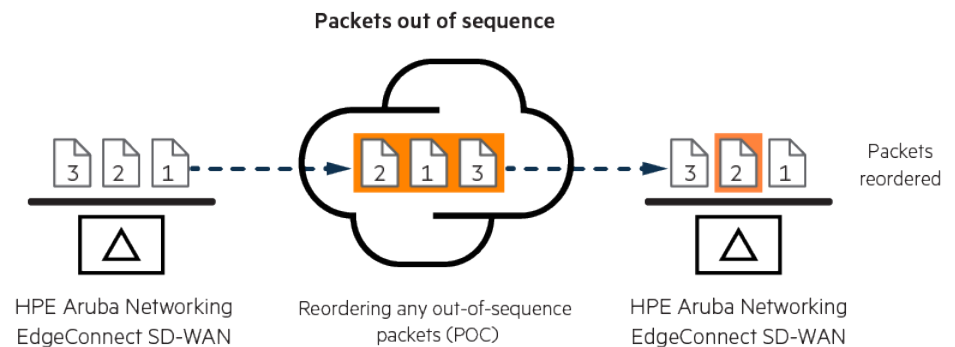


Figure 2. HPE Aruba Networking EdgeConnect SD-WAN packet order correction delivered out-of-order across the WAN.

Tunnel Bonding: Tunnel bonding provides several benefits including optimizing the SD-WAN for availability, throughput and efficiency. Bonded tunnels may be configured from two or more physical WAN links to form a single logical overlay connection. As an example, bonded tunnels can be configured with two MPLS connections to create a primary bonded tunnel. One MPLS connection might be serviced by AT&T and the other by Verizon.

In another scenario, a single tunnel (logical connection) can be configured with an MPLS link and an internet link, even if the speeds of these services are not the same. Depending upon application requirements that are mapped into a virtual WAN overlay policy (business intent overlay), HPE Aruba Networking EdgeConnect SD-WAN can load share traffic across both physical links or can map data traffic to one and FEC packets to the other. If one link were to fail, the remaining link would continue to carry all the traffic including FEC packets to keep the connection active and the application alive—avoiding any interruption or data loss.

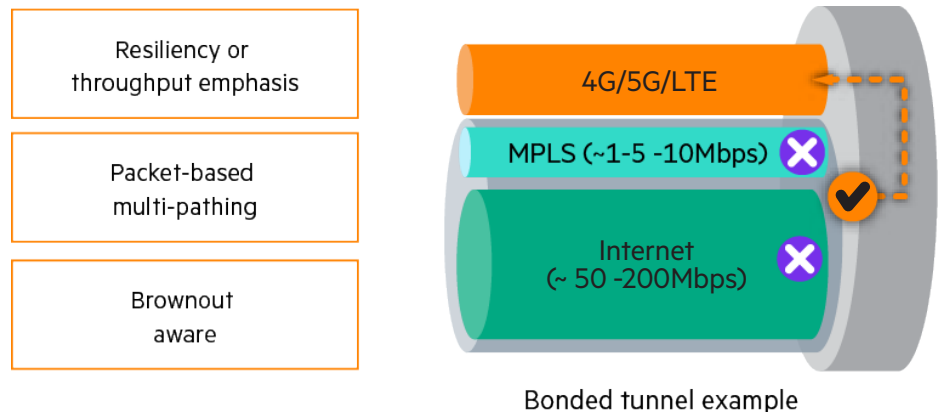


Figure 3. A bonded tunnel configured with an MPLS service plus an internet service delivers higher performance and higher availability than either single WAN service alone.

Traffic shaping: HPE Aruba Networking EdgeConnect SD-WAN performs both egress and ingress traffic shaping. IT can program minimum and maximum bandwidth limits on the egress traffic shaping engine per traffic class to ensure no single application consumes all the WAN bandwidth. Ingress shaping can be programmed to ensure that low-priority traffic does not override higher priority traffic. An example is to prevent video streaming or social media applications from compromising the performance of higher-priority business applications.

WAN optimization: HPE Aruba Networking takes SD-WAN performance even further for latency-sensitive applications or applications where large amounts of data must be transferred across the WAN. With the optional [HPE Aruba Networking EdgeConnect WAN Optimization](#) software performance pack, HPE Aruba Networking EdgeConnect SD-WAN integrates HPE Aruba Networking's field-proven WAN optimization features in a single SD-WAN solution.




Figure 4. Business intent overlays abstract applications from WAN transport services to deliver application priority, performance and availability based on business requirements.

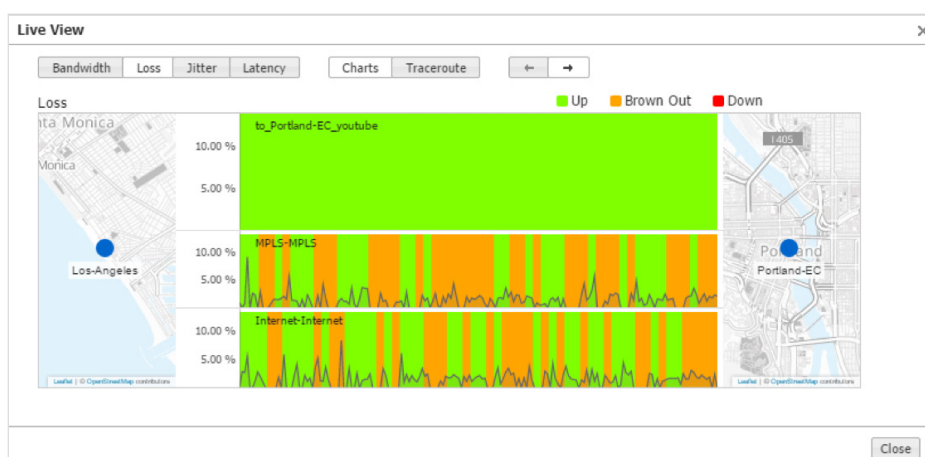


Figure 5. HPE Aruba Networking Live View image displays the benefits of tunnel bonding and FEC in real-time. In the example shown, both MPLS and internet connections experience packet loss (orange areas) however, the virtual WAN overlay delivers an uninterrupted video stream.

TCP/IP applications such as transaction processing or data backup use a sliding data window and require handshaking or acknowledgements between end points before more data can be sent. No matter how much WAN bandwidth is available, latency caused by distance is a physical reality—the distance between San Francisco and London doesn't change whether there is one megabit or 10 gigabits per second of WAN bandwidth. TCP acceleration shortcuts the handshaking, resulting in faster application response times, ultimately improving user and business productivity.

Data deduplication and data compression techniques minimize repetitive transmission of data across the WAN. This allows IT to complete backups within their allotted time window or recover from data loss rapidly. Combined, TCP acceleration and data management technologies further improve application performance and WAN efficiency, enabling IT to maximize the return on their WAN investments.



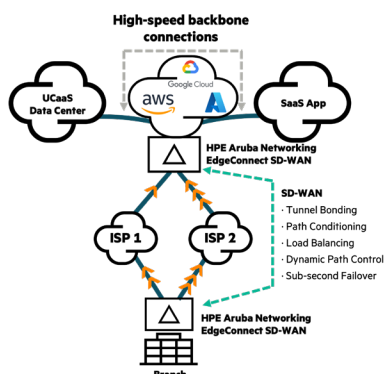


Figure 7. HPE Aruba Networking EdgeConnect SD-WAN appliances deployed branch locations and in public clouds improve the performance and reliability of traffic across the “first mile” between the branch and the IaaS platform. High-speed backbone connections in the cloud improve network quality and performance over the “last mile” between the IaaS platform and SaaS infrastructure.

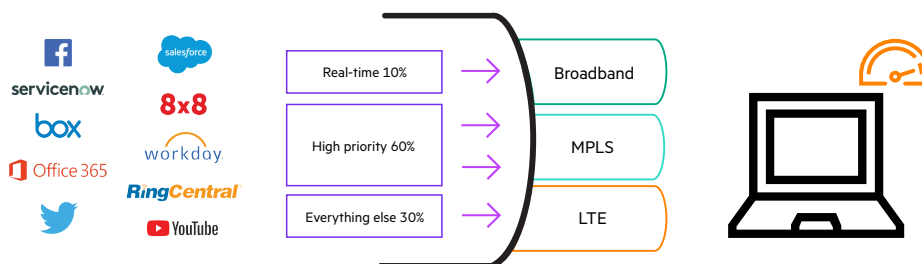


Figure 6. Granular traffic shaping and prioritization assures application QoS while optimizing bandwidth utilization.

Multi-cloud networking

Most UCaaS providers (e.g. RingCentral and 8x8) and many SaaS application providers like Dropbox, Box, Salesforce, Slack, and G Suite have deployed highspeed backbone connections with massive bandwidth between their data centers and leading IaaS platforms such as Amazon Web Services (AWS), Microsoft Azure, and Google Cloud Platform™ (GCP). With HPE Aruba Networking, customers can deploy EdgeConnect SD-WAN virtual (EC-V) appliances in their IaaS instances. Connections between branch locations and the cloud benefit from EdgeConnect SD-WAN performance features including tunnel bonding, path conditioning, and optional WAN optimization. This “ruggedizes” the first mile between the branch and the cloud, providing improved network quality as well as application performance and availability.

In the example shown in Figure 7, two broadband connections provisioned at the branch transport application traffic—although the branch could also be served by 4G/5G/LTE or MPLS connections. The WAN connections can be configured to form bonded tunnels supporting the aggregate bandwidth of all provisioned WAN links for the highest performance. EdgeConnect SD-WAN continuously monitors the throughput, packet loss, latency, jitter, and mean-opinion-score (MOS) across all transport services and automatically adapts if performance falls below pre-defined thresholds. If a brownout or complete outage occurs, the remaining link(s) continue to carry traffic, ensuring users don’t notice any disruption to voice calls, video conferences, or any other applications. The performance, quality, and reliability of UCaaS and other SaaS application traffic between the branch office and the IaaS platform benefit from the advanced EdgeConnect SD-WAN features such as tunnel bonding, path conditioning, load balancing, dynamic path control, and sub-second failover. HPE Aruba Networking not only improves the performance and reliability of traffic across the “first mile” from the branch office to the IaaS platform, but it also provides an opportunity to leverage local high-speed backbone connections over the “last mile” to the UCaaS or SaaS provider.

Dynamic path control

HPE Aruba Networking EdgeConnect SD-WAN performs real-time traffic steering over WAN links such as MPLS, internet and LTE or any combination of the WAN links based on company- defined policies based upon business intent. In the event of an outage or brownout, HPE Aruba Networking EdgeConnect SD-WAN automatically continues to carry traffic on the remaining WAN links or switches over to a secondary link so that application performance does not degrade or experience any disruption. Dynamic path control (DPC) enables organizations to fully utilize all deployed bandwidth at each location. DPC eliminates the active/standby configuration of WAN services, improving the reliability and performance for enterprise applications.

As shown in Figure 8, enterprises can create business-driven policies that result in more intelligent decisions about how the WAN links are used to deliver applications to users. For example, IT can create policies that would steer an organization's most critical traffic, such as VoIP, video conferencing and ERP traffic to always use the MPLS network, while load balancing the rest of the traffic across all available links. The provisioning of traffic across multiple WAN links can be configured as granularly as business needs dictate. Simple deployments can be as straightforward as configuring a single policy, while more advanced deployments might be configured to direct traffic from different classes of applications based on specific metrics that work best for each application type. For example, IT could configure a policy to steer VoIP traffic over the link with the least amount of packet loss and lowest latency at any given time, and a second policy that directs storage replication traffic across the link (or bonded tunnel) delivering the highest throughput capacity.

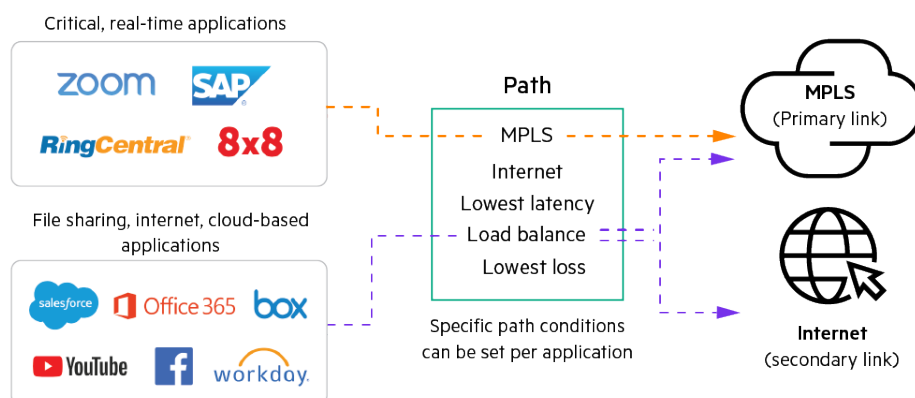


Figure 8. This example shows a branch office with dual WAN links deployed with an MPLS service defined as the primary and an internet service configured as a secondary. Critical enterprise applications are being routed via MPLS link and cloud-based applications are being load balanced between internet and MPLS links.

Unified SASE

EdgeConnect SD-WAN seamlessly integrates with HPE Aruba Networking SSE to form a single-vendor Secure Access Service Edge (SASE) platform. This cohesive approach streamlines the adoption and expedites the deployment of SASE.

The unified SASE solution not only encompasses the functionalities of SD-WAN but also extends its capabilities to meet the security needs of cloud-centric organizations and hybrid work. HPE Aruba Networking Security Service Edge (SSE) offers a comprehensive solution where Zero Trust Network Access (ZTNA), Secure Web Gateway (SWG), Cloud Access Security Broker (CASB), and Digital Experience Monitoring (DEM) work together seamlessly using a shared codebase. All policies are managed from a single user interface, simplifying access control for IT administrators. With ZTNA, users or third parties access private resources with or without an agent, based on the principle of least-privilege access. SWG safeguards users against web-based threats to securely browse the internet, and CASB protects sensitive data hosted in SaaS applications and prevents data exfiltration. Digital Experience Monitoring (DEM) optimizes user experience and operations, while the solution harmonizes access across the world via a cloud-backbone of Amazon Web Services (AWS), Microsoft Azure, Google™, and Oracle®.

EdgeConnect SD-WAN also automates the integration with third-party SSE solutions such as Zscaler, Netskope, Palo Alto Networks, and others to create a seamless SASE architecture. Automated orchestration, using a drag-and-drop interface, enables IT to configure consistent enterprise-wide security policies based on business requirements.



Adaptive internet breakout

With the increasing use of cloud-based SaaS applications and IaaS, secure direct-to-internet traffic steering from the branch delivers the highest application performance to end users and minimizes wasted bandwidth resulting from backhauling traffic to the data center. However, first-packet application classification is essential to automatically steer trusted SaaS and web traffic directly to the internet for the highest performance, while directing unknown or suspicious traffic to a regional hub or data center firewall or a cloud-hosted security service for further security inspection.

HPE Aruba Networking SSE or a third-party SSE solution coupled with EdgeConnect SD-WAN streamlines WAN edge infrastructure at the branch. EdgeConnect SD-WAN First-packet iQ application identification enables intelligent, granular traffic steering on the first packet (Figure 9). This enables granular security policy enforcement based on business requirements, securing the organization while delivering the highest performance for all applications. For example, business-driven security policies might include:

1. Send enterprise data center-hosted application traffic directly to headquarters.
2. Send only Microsoft 365 and UCaaS traffic directly to providers' cloud services.
3. Send all other internet-bound traffic, including Salesforce, Facebook, YouTube™, Box and web browsing traffic to a SSE cloud point of presence (PoP) for security inspection prior to handing off to providers' cloud or web services.

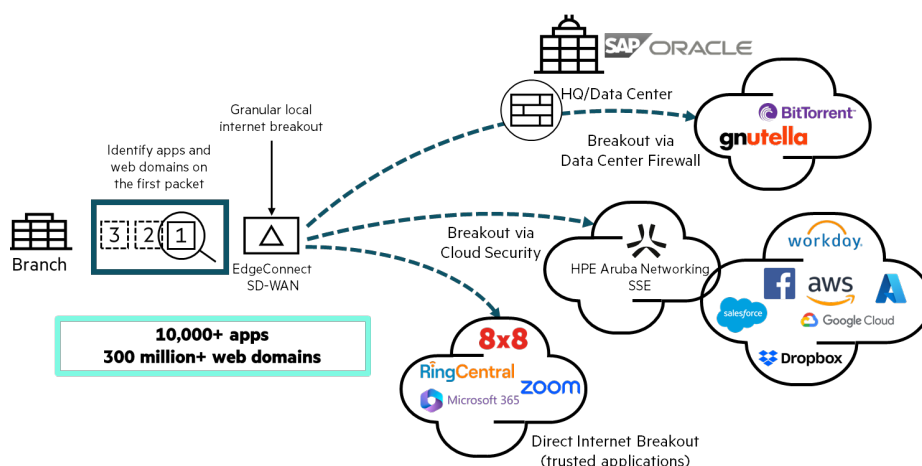


Figure 9. Intelligently steer traffic to the cloud with First-packet iQ, enabling application visibility and control.

Daily application updates

Many SaaS applications such as Microsoft 365, Salesforce, Workday, Box, Dropbox, and others employ hundreds or even thousands of IP addresses to support their huge number of users. These IP addresses are not static; they may be reallocated to a different region or to a different application.

New addresses are added frequently to keep up with end-user demand. Some SD-WAN solutions claim to steer applications on the first packet, and they can accomplish this using ACLs. However, ACLs are static and must be manually programmed. A security policy may work properly when initially configured but fail days or weeks later after SaaS application IP addresses change. Manual re-programming of IP addresses into ACLs simply cannot stay current with the dynamic nature of SaaS applications. HPE Aruba Networking Cloud Intelligence maintains a centralized application database or “map of the internet” that is continuously updated on a daily basis. This includes the application definitions and address tables for more than 10,000 applications and 300 million web domains. EdgeConnect SD-WAN receives automated daily updates of the application IP address database to remain current with the changing SaaS and web IP addresses, eliminating the need to program any static ACLs.



Microsoft 365 REST API integration

Enterprise customers can deliver unprecedented Microsoft 365 application performance with EdgeConnect SD-WAN. With First-packet iQ application classification and automated integration with the new Microsoft 365 REST API, EdgeConnect SD-WAN enables adaptive internet breakout directly from the branch office to the closest Microsoft 365 point of presence using the latest Microsoft 365 endpoint data. Microsoft 365 endpoint data is a global list of IP addresses and fully qualified domain names (FQDN) that is continuously updated and made available on a regular basis through the Microsoft 365 REST API. With Microsoft 365 REST API integration, HPE Aruba Networking continuously learns and discovers new Microsoft 365 points of presence and/or IP addresses and automatically re-configures EdgeConnect SD-WAN if a new, closer Microsoft 365 point of presence becomes available.

By doing so, users always achieve optimal Microsoft 365 connectivity and performance by reducing the round-trip time (RTT).

The EdgeConnect SD-WAN platform has been independently tested and certified to support the Microsoft 365 Connectivity Principles and provide reliable connections directly from branch office locations to the nearest Microsoft 365 point of presence. As a result of the independent testing, the EdgeConnect SD-WAN platform has been inducted into the Microsoft 365 Networking Partner Program and has been given the official “Works with Microsoft 365” designation.

AppExpress

AppExpress optimizes user experience for business-critical applications—private and SaaS applications—such as Zoom, Workday, SAP®, Microsoft 365, and other applications. AppExpress exploits SD-WAN path diversity by automatically selecting the best path for each application. The feature leverages synthetic polling and real-time user traffic observations to intelligently steer traffic regardless of how the application traffic is broken out. This includes:

- **Local breakout:** It efficiently routes traffic over MPLS, internet, 4G/5G, or satellite links, automatically choosing the best link for optimal performance.
- **Optimized steering to IaaS:** the system automatically steers traffic to a virtual instance of EdgeConnect SD-WAN hosted in IaaS platforms such as AWS, Azure, and Google Cloud™, ensuring efficient data flow.
- **SSE PoP:** AppExpress selects the best SSE Point of Presence (PoP) that offers the highest performance, further enhancing user experience.



Solution overview

Our solution partner

Placeholder for the
Ingredient Partner Logo

“ABCpartner” is an IT solution provider. For more than 40 years we have helped clients design, implement and utilize technology to achieve success. We focus in 3 major areas: technology infrastructure, professional services, and lifecycle managed services. We are headquartered in City, State with locations in State, Country.

webpagelink.com

Phone Number: 812-634-1550
417 Main Street, Jasper IN 47546

To determine how to steer the traffic and to report performance, AppExpress relies on the Application Performance Index or Apdex. Apdex is an industry standard that measures user experience based on a sample set of latency measurements to produce a normalized score ranging from 0 to 100. Each measurement is put into three levels of responsiveness including Satisfied, Tolerating, and Frustrated to calculate the Apdex score.

The Apdex score is continuously monitored so that the best path is dynamically selected depending on network conditions. This ensures that users consistently enjoy an unparalleled experience when accessing critical business application.

The EdgeConnect SD-WAN advantage

As adoption accelerates, the cost savings realized from an SD-WAN become obvious. However, customers now realize that performance matters, and not all SD-WANs are created equal. Only HPE Aruba Networking delivers total performance and enables application SLAs at any scale using any combination of transport services. The suite of EdgeConnect SD-WAN performance features enable businesses to achieve consistent application performance even through transport interruptions and brownouts. HPE Aruba Networking enables enterprises to build a modern WAN that drives maximum value from cloud and digital transformation initiatives with a self-driving network that learns and adapts to the needs of the business.

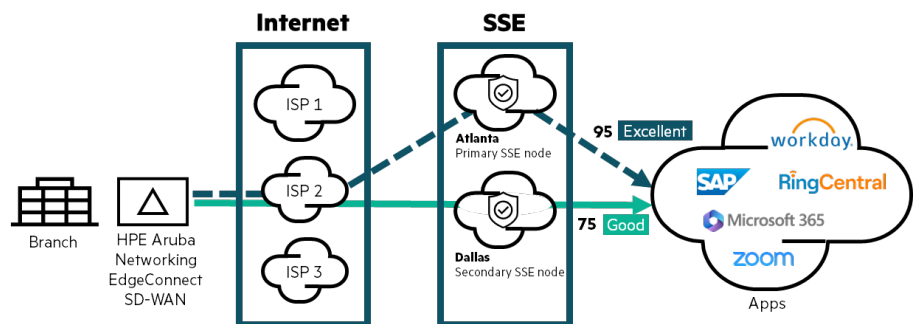


Figure 10. Optimize app performance, including SSE on ramp with AppExpress.

Make the right purchase decision.
Contact our presales specialists.



Contact us

Visit ArubaNetworks.com

