

price list



REVISION LEVELS

Date	Changes Made
05.07.15	Removed Products Phil, Ty & Ty-Pad
05.28.15	Corrected verbiage on electrical Manny page 19-20
07.15.15	Corrected pricing on Pete 47" x 29" page 22

GENERAL INFORMATION

Terms and Conditions..... 4 - 5
 Warranty.....6
 Finishes and Fabrics
 Maharam Classifications.....7
 Momentum Classifications.....7
 Freight Classification.....8

PRODUCTS

Ben.....9
 Cal.....10
 Carla.....11
 Cubby.....11
 Cupcake.....12
 Duane.....13
 Eddie.....14 - 16
 Flip.....17
 Lily.....18
 Manny.....19 - 20
 Oscar.....21
 Pete.....22 - 23
 Sly.....24
 Sofia.....25 - 26
 Stu.....27
 Sylvie.....28
 Wally.....29
 Electrical.....30

At Sparkeology, we've developed a way to wow our customers, and everyday is another chance to save the day. No request is too big or too small. Going above and beyond is in our DNA, and you can count on us to give you a happy ending. Please let us know how we can help.

Phone: 877.318.7661

Fax: 888.334.7107

Email: customerservice@sparkeology.com

Pricing: All prices listed in the Price List are LIST prices. Prices are subject to change without notice. The most current pricing information can be found on www.sparkeology.com. If you require pricing assistance, please send an equipment list including part numbers and quantities to Customer Service.

Terms: Payment terms are net 30 days from the invoice date. All products ship FOB Factory, unless otherwise stated. A delinquency charge of 1-1/2% per month will be applied for late payment. Unless otherwise stated, all products will be shipped blanket wrapped. Cartoning and/or crating are available at an additional cost.

Sales and Use Taxes: Each customer is responsible for collecting and remitting any and all applicable sales and use taxes. A tax exemption certificate must be provided to Sparkeology if the customer claims exemption to the taxes.

New Accounts: New accounts require the approval of a Sparkeology representative, credit references, bank references, and a valid tax-exempt or resale certificate (where applicable). Until credit is established, customers may be required to submit a deposit for the purchase.

Freight: The freight rate must be applied to the net price of all orders. To determine the freight percentage, please reference the Freight Classification page. The most current freight rates can be found at www.sparkeology.com. A \$125.00 minimum or the applicable freight rate (whichever is higher) will be applied to the net amount of the invoice. Please contact Customer Service for a freight quote on any large orders.

COM Fabric Requirements: Any fabric provided by the customer must be approved by Sparkeology for upholsterability. Please contact Customer Service for approval. In some cases, a sample may be required for review. If a sample is required, the Customer should submit a fabric swatch that is no smaller than 10" x 10". Fabric approval is required prior to order processing. COM fabric samples should be sent to the following address:

Sparkeology

Attn: Customer Service

902 East 4th St.

Ludington, MI 49431

Please include project name and quote number

Approved COM fabrics must be shipped prepaid and tagged with the customer purchase order number, project name, and quote number if available. COM fabric should be shipped to the following address:

Sparkeology

902 East 4th St.

Ludington, MI 49431

Standard Wood Finish: Sparkeology offers a variety of standard finish options on both Ash and Maple. Finished pieces may vary in tone and character. Due to the natural variations in veneer, no guarantee can be made of an exact match.

Custom Wood Finish: A custom wood finish may be generated in lieu of a standard Sparkeology finish option. A \$500.00 net up charge per custom wood finish will be applied to the order total. Custom wood finish samples must be provided with the purchase order. Please note: orders specifying custom wood finishes will not be scheduled into production until finish approval is received.

Order Procedure: Sparkeology is not liable for orders that cannot be accurately fulfilled due to incomplete or inaccurate information provided by the Customer or the Customer's authorized agent. Orders will not be scheduled until all required information is received.

Order Entry: To expedite order entry and ensure proper service, please submit all complete orders in writing. A complete order consists of the following information:

- Billing party information - legal name, address, and phone number
- Ship to information – legal name and address
- Purchase order number from billing party
- Contact information of individual to contact with any questions regarding the order - name and phone number
- Contact information of individual to contact with any shipping questions - name and phone number
- Product total in quantity and net dollars
- Model number and full item description, include Sparkeology quote if applicable
- All applicable finish and color information: veneer finish (if CWF, control sample), metal finish, laminate selection, edge band color selection, fabric selection

Orders can be submitted to customerservice@sparkeology.com or faxed to 888.334.7107.

Orders can be mailed to:
Sparkeology
Attn: Customer Service
902 East 4th St.
Ludington, MI 49431

Order Acknowledgment: Sparkeology sends acknowledgments on all orders. Upon receipt of the order acknowledgment, please check it for accuracy. In the event of any differences between Sparkeology's acknowledgment and the Customer's purchase order, Sparkeology's acknowledgment will supersede. Please reference the order acknowledgment number in all correspondence related to a specific order.

Changes or Cancellation of Orders: Acknowledged orders cannot be changed or cancelled without written permission from Sparkeology. Approved changes or cancellations are subject to price and schedule adjustments and/or cancellation charges as appropriate.

Returned Product: Sparkeology will not accept returned goods. Please call Customer Service if you have questions.

Shipment: Unless otherwise arranged, all products shall be shipped FOB the factory with routing selected by Sparkeology. The Customer is responsible for extra costs incurred by Sparkeology as a result of special shipping requests.

Shipping Schedules: The ship date provided on the acknowledgment represents the best estimate of ship date. Customer Service will confirm date and time of delivery upon request.

Shipment and Damage Claims: All products delivered to the common carriers are in good condition and Sparkeology's liability ceases at that time. However, we will provide any possible assistance if shipments are received short or damaged if the approved receiving method is followed. Upon receipt of delivery, it is the Customer's responsibility to carefully inspect all products prior to acceptance. Any damage must be noted on the bill of lading. Notification of any concealed damage must be reported to the carrier within (15) days of delivery receipt as the carrier liability ceases after (15) days. The damaged freight must be kept with the original packaging.

Shortage and Defect Claims: Any shortage claim must be reported within (24) hours of shipment receipt. Any defects or errors must be claimed within (5) working days after delivery. The failure to report the claim indicates full acceptance of product.

Repair and Replacement: Any labor charges for correcting a manufacturing problem must be submitted and approved before correction is undertaken, if the product is under warranty. Charges will not be paid if the estimate was not submitted and approved prior to labor being completed.

Storage: All orders ship and invoice upon completion of production. If a Customer is unable to accept shipment of an order, Sparkeology may transfer the product into storage. All associated storage and freight as well as the risk of loss or damage during storage are the Customer's responsibility. Standard invoice terms apply to orders placed in storage.

Product Enhancements: In our continuous improvement efforts, Sparkeology reserves the right to implement minor changes to products without notice.

Sparkeology is dedicated to producing uncomplicated, long-lasting, and sometimes playful furniture solutions, we take a thoughtful approach to furnishing any kind of public space. Wherever people gather to meet, study, work, research or surf, conditions are prime for Sparkeology. And we proudly warrant all of our products and components.

Furniture Warranty

Cal: (5) years free from defects and workmanship, (10) years structural integrity.

Carla: (5) years free from defects and workmanship, (10) years structural integrity.

Cubby: (5) years free from defects and workmanship, (10) years structural integrity.

Duane: (5) years free from defects and workmanship, (10) years structural integrity.

Eddie: (5) years free from defects and workmanship, (10) years structural integrity.

Oscar: (5) years free from defects and workmanship, (10) years structural integrity.

Pete: (5) years free from defects and workmanship, (10) years structural integrity.

Phil: (5) years free from defects and workmanship, (10) years structural integrity.

Stu: (5) years free from defects and workmanship, (10) years structural integrity.

Ty, Ty Joiner, Ty Pier: (5) years free from defects and workmanship, (10) years structural integrity.

TyPad (Casework portion of unit): (5) years free from defects and workmanship, (10) years structural integrity.

Electrical Components: (1) year free from defects and workmanship.

Seating Warranty

Ben: (2) years free from defects and workmanship (except upholstery materials), (2) years structural integrity.

Cupcake: (2) years free from defects and workmanship (except upholstery materials), (2) years structural integrity.

Manny: (2) years free from defects and workmanship (except upholstery materials), (2) years structural integrity.

Sly: (2) years free from defects and workmanship (except upholstery materials), (2) years structural integrity.

Sofia: (2) years free from defects and workmanship (except upholstery materials), (2) years structural integrity.

Sylvie: (2) years free from defects and workmanship (except upholstery materials), (2) years structural integrity.

TyPad (upholstered back rest): (2) years free from defects and workmanship (except upholstery materials), (2) years structural integrity.

Accessory Warranty

Flip: (1) year free from defects and workmanship, (5) years structural integrity.

Lily: (1) year free from defects and workmanship, (5) years structural integrity.

Wally: (1) year free from defects and workmanship, (5) years structural integrity.

This warranty covers products sold and delivered for use within the United States, Canada, and Mexico.

The warranty is given to the initial Customer and is valid for as long as the initial Customer owns the product. The warranty, which begins from date of product delivery, covers defects in material & craftsmanship found during normal use of the product during the warranty period.

In the event of a defect in any product to which this warranty applies, Sparkeology shall, at its sole option, repair the affected product or replace with a comparable model of equal or higher value.

This warranty becomes null and void if determined the product has been abused, misused, neglected, modified without authorization, or if the Customer fails to perform the proper care and maintenance.

Sparkeology does not warrant failure in product due to normal wear and tear, colorfastness or matching of the colors, natural variations in wood grain, changes in surface finishes due to aging or exposure to light, damage resulting from sharp objects or imprinting of writing utensils, damage to the veneer resulting from excess sunlight exposure, direct contact with rubbing or similar compounds, and items that have been exposed to extreme environmental conditions and improperly stored.

Unless noted, products are not currently approved for outdoor use. Damage to products used outdoors is not covered under warranty.

There are no other warranties, except as expressly set forth above, whether expressed or implied, including any warranty of merchantability or fitness for any particular purpose. Sparkeology's liability with respect to its products shall not exceed that expressly set forth above, irrespective of the theory upon which any claim might be based, including breach of warranty, breach of contract, negligence or strict liability.

Sparkeology shall not be liable for loss of time, inconvenience, commercial loss, or incidental or consequential damages.


Sparkeology has graded programs with Maharam and Momentum. Please check our website, www.sparkeology.com, for the most recent fabric grades.

Please contact customerservice@sparkeology.com or call us at 877.318.7661, with any questions.

The following freight chart should be used to determine freight rates for Sparkeology products.

Rates are based on a percentage of the NET price paid for Sparkeology products. Percentages vary according to the destination state. Freight quotes are available upon request.

STATE	PERCENTAGE	MINIMUM FREIGHT	STATE	PERCENTAGE	MINIMUM FREIGHT
Alabama	11%	\$175	Missouri	9%	\$175
Alaska	*call for freight	*call for freight	Montana	13%	\$330
Arizona	13%	\$280	Nebraska	11%	\$180
Arkansas	10%	\$175	Nevada	13%	\$290
California	13%	\$350	New Hampshire	11%	\$185
Canada	*call for freight	*call for freight	New Jersey	11%	\$180
Colorado	13%	\$295	New Mexico	13%	\$275
Connecticut	11%	\$180	New York	11%	\$175
Delaware	10%	\$180	New York Long Island	11%	\$300
Dist. of Columbia	10%	\$250	North Carolina	11%	\$175
Florida	13%	\$250	North Dakota	12%	\$235
Georgia	11%	\$180	Ohio	8%	\$175
Hawaii	*call for freight	*call for freight	Oklahoma	11%	\$185
Idaho	13%	\$300	Oregon	13%	\$315
Illinois	8%	\$175	Pennsylvania	9%	\$175
Indiana	8%	\$175	Puerto Rico	*call for freight	*call for freight
Iowa	9%	\$175	Rhode Island	11%	\$185
Kansas	11%	\$180	South Carolina	11%	\$175
Kentucky	9%	\$175	South Dakota	12%	\$195
Louisiana	12%	\$200	Tennessee	10%	\$175
Maine	12%	\$215	Texas	13%	\$220
Maryland	10%	\$175	Utah	13%	\$270
Massachusetts	12%	\$180	Vermont	11%	\$180
Michigan	8%	\$175	Virginia	10%	\$175
Minnesota	9%	\$175	Washington	13%	\$325
Mississippi	11%	\$175	West Virginia	9%	\$175
			Wisconsin	8%	\$175
			Wyoming	14%	\$ 290

Model Number							
	Base Model	Dimensions	Metal Finish	Power	Fabric	Price without Power	Price with Power
 <p>BEN</p> <p>Get creative with your choice of fabric & metal finish for the legs and base. Every Ben comes with a thin metal edge along the base to protect your product from heavy use.</p> <p>Available with and without power. One AXIL-Z power unit included with power option - please note desired location with order.</p> <p>Yardage Requirements: BEN - 3219 2 yards BEN - 4419 3 yards BEN - 5619 3 yards</p> <p>Please note fabric yardage requirements are based on 54" wide plain fabric. Please contact customer service for fabrics with repeats or different widths to determine yardage requirements.</p>	BEN-3219	32"W x 19"D x 19"H	— —	EL	COM GR1 GR2 GR3 GR4 GR5 GR6	\$887 \$988 \$1,057 \$1,090 \$1,159 \$1,227 \$1,329	\$1,222 \$1,323 \$1,391 \$1,425 \$1,493 \$1,561 \$1,663
	BEN-4419	44"W x 19"D x 19"H	— —	EL	COM GR1 GR2 GR3 GR4 GR5 GR6	\$981 \$1,133 \$1,236 \$1,287 \$1,389 \$1,491 \$1,644	\$1,316 \$1,469 \$1,570 \$1,621 \$1,723 \$1,825 \$1,978
	BEN-5619	56"W x 19"D x 19"H	— —	EL	COM GR1 GR2 GR3 GR4 GR5 GR6	\$1,065 \$1,218 \$1,320 \$1,371 \$1,473 \$1,575 \$1,727	\$1,399 \$1,552 \$1,654 \$1,706 \$1,808 \$1,910 \$2,062

Create Ben

- Select a base model
- Select metal finish
- Select power color (if choosing powered option)
- Select fabric grade or COM

Example:

BEN-4419 – P W – G R 2

Ben 44"W x 19"D x 18"H, pewter metal finish, grade 2 fabric

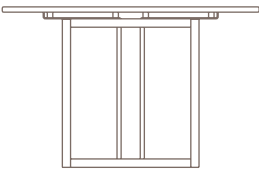
BEN-4419 – P W – E L Z – B K

Ben 44"W x 19"D x 18"H, pewter metal finish, AXIL Z power unit, black, COM fabric

Codes to Create Ben

METAL*	FABRIC
PW Pewter	COM Customer Supplied
WH White	GR1 Grade 1
BK Black	GR2 Grade 2
	GR3 Grade 3
POWER UNIT COLOR	GR4 Grade 4
ELZ-WH White	GR5 Grade 5
ELZ-BK Black	GR6 Grade 6

*Please refer to the website for additional metal finishes.

Model Number							
	Base Model	Dimensions	Top	Edge Band Color (Laminate Only)	Metal Finish	Price Resin Top	Price Laminate Top
 <p>CAL</p> <p>Select a metal finish for the base and painted flush-mounted button fasteners that secure the top, then choose the size of your translucent resin or laminate top.</p> <p>Add power if you like (sold separately - see electrical section). Power will be centered in the table unless otherwise specified.</p>	CAL-5941-29	59"W x 41"D x 29"H	---	---	---	\$5,113	\$3,175
	CAL-7141-29	71"W x 41"D x 29"H	---	---	---	\$5,404	\$3,528
	CAL-8341-29	83"W x 41"D x 29"H	---	---	---	\$5,729	\$3,901
	CAL-9541-29	95"W x 41"D x 29"H	---	---	---	\$6,038	\$4,272
	CAL-5947-29	59"W x 47"D x 29"H	---	---	---	\$5,257	\$3,359
	CAL-7147-29	71"W x 47"D x 29"H	---	---	---	\$5,585	\$3,747
	CAL-8347-29	83"W x 47"D x 29"H	---	---	---	\$5,917	\$4,143
	CAL-9547-29	95"W x 47"D x 29"H	---	---	---	\$6,343	\$4,546
	CAL-5941-39	59"W x 41"D x 39"H	---	---	---	\$5,191	\$3,254
	CAL-7141-39	71"W x 41"D x 39"H	---	---	---	\$5,483	\$3,607
	CAL-8341-39	83"W x 41"D x 39"H	---	---	---	\$5,808	\$3,980
	CAL-9541-39	95"W x 41"D x 39"H	---	---	---	\$6,117	\$4,351
	CAL-5947-39	59"W x 47"D x 39"H	---	---	---	\$5,340	\$3,442
	CAL-7147-39	71"W x 47"D x 39"H	---	---	---	\$5,668	\$3,830
	CAL-8347-39	83"W x 47"D x 39"H	---	---	---	\$6,170	\$4,226
	CAL-9547-39	95"W x 47"D x 39"H	---	---	---	\$6,343	\$4,629

Create Cal

- Select a base model
- Select resin or laminate
- Select laminate manufacturer & color (only for laminate tops)
- Select edge band (only for laminate tops)
- Select metal finish

Examples:

CAL-9547-29 - TT - WH

Cal, translucent top, white metal finish

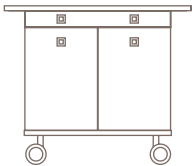
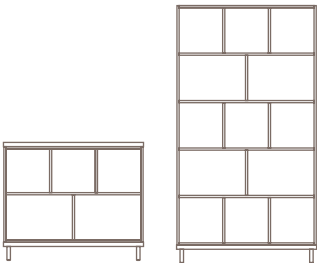
CAL-2547-29 - LT - WH - WH

Cal, laminate top, white edge band, white metal finish

Codes to Create Cal

TOP - RESIN	EDGE BAND (LAMINATE ONLY)
TT Translucent	WH White
TOP - LAMINATE	BN Bone
LT Laminate Top	GR Gray
	GP Graphite
METAL*	BK Black
PW Pewter	
WH White	
BK Black	

*Please refer to the website for additional metal finishes.

Model Number					
	Base Model	Dimensions	Laminate Color	Metal Finish	Price
 <p>CARLA</p> <p>Carla comes standard with matte nickel steel legs and drawer pulls – all you need to do is pick the laminate color and she is ready to roll.</p>	CARLA	46"W x 20"D x 39"H	— —	MATTE NICKEL	\$2,115
 <p>CUBBY</p> <p>It's as easy as picking the laminate color and size. Deciding what you are going fill Cubby with will be the hard part.</p>	CUBBY-34 CUBBY-74	40"W x 16"D x 34"H 40"W x 16"D x 74"H	— — — —	BRUSHED NICKEL BRUSHED NICKEL	\$1,364 \$1,798

Create Carla & Cubby

- Select a base model
- Select laminate color

Examples:

CARLA – W H

Carla, white laminate


CUBBY-74 – W H

Cubby 40"W X 16"D X 74"H, white laminate

Codes to Create Carla & Cubby

LAMINATE COLOR

- WH White
- BN Bone
- GP Graphite
- BK Black

Model Number					
	Base Model	Dimensions	Metal Finish	Fabric	Price
 <p>CUPCAKE</p> <p>Cupcake is big on style but small on floor space. Select your base metal finish for the pedestal and upholstery for the seat. And be sure you order enough for everyone.</p> <p>Yardage Requirements: CUPCAKE-SIDE 1 yard CUPCAKE-CTR 1 yard CUPCAKE-BAR 1 yard</p> <p>Please note fabric yardage requirements are based on 54" wide plain fabric. Please contact customer service for fabrics with repeats or different widths to determine yardage requirements.</p>	CUPCAKE-SIDE	15" DIA x 19"H	— —	COM GR1 GR2 GR3 GR4 GR5 GR6	\$852 \$901 \$936 \$953 \$988 \$1,023 \$1,058
	CUPCAKE-CTR	15" DIA x 24"H	— —	COM GR1 GR2 GR3 GR4 GR5 GR6	\$958 \$1,007 \$1,042 \$1,059 \$1,094 \$1,129 \$1,164
	CUPCAKE-BAR	15" DIA x 29"H	— —	COM GR1 GR2 GR3 GR4 GR5 GR6	\$1,181 \$1,230 \$1,265 \$1,282 \$1,317 \$1,352 \$1,387

Create Cupcake



- Select a base model
- Select fabric grade or COM (if desired)

Example:
 CUPCAKE- SIDE - W H- G R 2
 Cupcake, white metal finish, grade 2 fabric

Codes to Create Cupcake

METAL*		FABRIC	
PW	Pewter	COM	Customer Supplied
WH	White	GR1	Grade 1
BK	Black	GR2	Grade 2
		GR3	Grade 3
		GR4	Grade 4
		GR5	Grade 5
		GR6	Grade 6

*Please refer to the website for additional metal finishes.

Model Number							
	Base Model	Dimensions	Top	Edge Band Color (Laminate Only)	Metal Finish	Price Resin Top	Price Laminate Top
	DUANE-ST-4722	47"W x 22"D x 29"H	---	---	---	\$2,305	\$1,914
	DUANE-ST-5922	59"W x 22"D x 29"H	---	---	---	\$2,883	\$1,993
	DUANE-ST-7122 (single)	71"W x 22"D x 29"H	---	---	---	\$3,094	\$2,233
	DUANE-DT-4744	47"W x 43.5"D x 29"H	---	---	---	\$4,081	\$3,300
	DUANE-DT-5944	59"W x 43.5"D x 29"H	---	---	---	\$5,238	\$3,457
	DUANE-DT-7144 (double sided)	71"W x 43.5"D x 29"H	---	---	---	\$5,580	\$3,859

DUANE

Select your metal finish for the sled base and painted flush-mounted button fasteners. Choose the size of your translucent resin or laminate top. Then tell us if you want power or not (sold separately-see electrical section)

Create Duane

- Select a base model
- Select resin or laminate
- Select laminate manufacturer & color (only for laminate tops)
- Select edge band (only for laminate tops)
- Select metal finish

Examples:

DUANE-ST-4722 - T T - W H

Duane, 47"W x 22"D x 29"H, translucent top, white metal finish

DUANE-ST-4722 - L T - W H - W H

Duane, 47"W x 22"D x 29"H, laminate top, white edge band, white metal finish

Codes to Create Duane

TOP - RESIN

TT Translucent

TOP - LAMINATE

LT Laminate Top

EDGE BAND

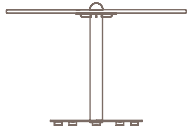
(LAMINATE ONLY)

WH White
 BN Bone
 GR Gray
 GP Graphite
 BK Black

METAL*

PW Pewter
 WH White
 BK Black

*Please refer to the website for additional metal finishes.

Model Number								
	Base Model	Dimensions	Top	Edge Band (Laminate Only)	Metal Finish	Power	Price Resin Top	Price Laminate Top
 <p>EDDIE - circle</p> <p>Keep it simple and clean with the standard resin top or select your own laminate top and PVC edging to create a one-of-a-kind look. One power sphere included.</p>	EDDIE-C-2316-	23" DIA x 16"H	---	---	---	---	\$1,230	\$1,107
	EDDIE-C-2320-	23" DIA x 20"H	---	---	---	---	\$1,241	\$1,118
	EDDIE-C-2323-	23" DIA x 23"H	---	---	---	---	\$1,252	\$1,129
	EDDIE-C-2916-	29" DIA x 16"H	---	---	---	---	\$1,680	\$1,201
	EDDIE-C-2920-	29" DIA x 20"H	---	---	---	---	\$1,691	\$1,211
	EDDIE-C-2923-	29" DIA x 23"H	---	---	---	---	\$1,702	\$1,222
	EDDIE-C-2929-	29" DIA x 29"H	---	---	---	---	\$1,702	\$1,222
	EDDIE-C-2934-	29" DIA x 34"H	---	---	---	---	\$1,812	\$1,332
	EDDIE-C-3516-	35" DIA x 16"H	---	---	---	---	\$2,058	\$1,310
	EDDIE-C-3520-	35" DIA x 20"H	---	---	---	---	\$2,069	\$1,320
	EDDIE-C-3523-	35" DIA x 23"H	---	---	---	---	\$2,080	\$1,331
	EDDIE-C-3529-	35" DIA x 29"H	---	---	---	---	\$2,175	\$1,427
	EDDIE-C-3534-	35" DIA x 34"H	---	---	---	---	\$2,190	\$1,441
	EDDIE-C-3540-	35" DIA x 40"H	---	---	---	---	\$2,210	\$1,463
	EDDIE-C-4116-	41" DIA x 16"H	---	---	---	---	\$2,120	\$1,437
	EDDIE-C-4120-	41" DIA x 20"H	---	---	---	---	\$2,131	\$1,447
	EDDIE-C-4123-	41" DIA x 23"H	---	---	---	---	\$2,220	\$1,536
	EDDIE-C-4129-	41" DIA x 29"H	---	---	---	---	\$2,237	\$1,554
	EDDIE-C-4134-	41" DIA x 34"H	---	---	---	---	\$2,252	\$1,568
	EDDIE-C-4140-	41" DIA x 40"H	---	---	---	---	\$2,273	\$1,589
	EDDIE-C-4716-	47" DIA x 16"H	---	---	---	---	\$2,192	\$1,576
	EDDIE-C-4720-	47" DIA x 20"H	---	---	---	---	\$2,285	\$1,668
	EDDIE-C-4723-	47" DIA x 23"H	---	---	---	---	\$2,292	\$1,675
	EDDIE-C-4729-	47" DIA x 29"H	---	---	---	---	\$2,310	\$1,693
	EDDIE-C-4734-	47" DIA x 34"H	---	---	---	---	\$2,324	\$1,706
	EDDIE-C-4740-	47" DIA x 40"H	---	---	---	---	\$2,345	\$1,728

Create Eddie

- Select a base model
- Select resin or laminate
- Select laminate manufacturer & color (only for laminate tops)
- Select edge band (only for laminate tops)
- Select metal finish

Examples:

EDDIE-C-3516 - TT - WH - BK

Eddie, 35"dia x 16"H, translucent top, white metal finish, black power sphere

EDDIE-C-3516 - LT - WH - WH

Eddie, 35"dia x 16"H, laminate top, white edge band, white metal finish

Codes to Create Eddie

TOP - RESIN
TT Translucent

EDGE BAND
(LAMINATE ONLY)

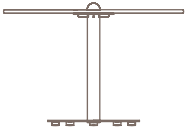
WH White
BN Bone
GR Gray
GP Graphite
BK Black

POWER
SPHERE
(with black receptacles)
BK Black

TOP - LAMINATE
LT Laminate Top

METAL*
PW Pewter
WH White
BK Black

*Please refer to the website for additional metal finishes.

Model Number								
	Base Model	Dimensions	Top	Edge Band (Laminate Only)	Metal Finish	Power	Price Resin Top	Price Laminate Top
 <p>EDDIE - square</p> <p>Keep it simple and clean with the standard resin top or select your own laminate top and PVC edging to create a one-of-a-kind look. One power sphere included.</p>	EDDIE-S-2316-	23"W x 23"D x 16"H	---	---	---	---	\$1,230	\$1,112
	EDDIE-S-2320-	23"W x 23"D x 20"H	---	---	---	---	\$1,241	\$1,123
	EDDIE-S-2323-	23"W x 23"D x 23"H	---	---	---	---	\$1,252	\$1,134
	EDDIE-S-2916-	29"W x 29"D x 16"H	---	---	---	---	\$1,680	\$1,206
	EDDIE-S-2920-	29"W x 29"D x 20"H	---	---	---	---	\$1,691	\$1,217
	EDDIE-S-2923-	29"W x 29"D x 23"H	---	---	---	---	\$1,702	\$1,227
	EDDIE-S-2929-	29"W x 29"D x 29"H	---	---	---	---	\$1,702	\$1,227
	EDDIE-S-2934-	29"W x 29"D x 34"H	---	---	---	---	\$1,812	\$1,337
	EDDIE-S-3516-	35"W x 35"D x 16"H	---	---	---	---	\$2,058	\$1,313
	EDDIE-S-3520-	35"W x 35"D x 20"H	---	---	---	---	\$2,069	\$1,324
	EDDIE-S-3523-	35"W x 35"D x 23"H	---	---	---	---	\$2,080	\$1,335
	EDDIE-S-3529-	35"W x 35"D x 29"H	---	---	---	---	\$2,175	\$1,430
	EDDIE-S-3534-	35"W x 35"D x 34"H	---	---	---	---	\$2,190	\$1,445
	EDDIE-S-3540-	35"W x 35"D x 40"H	---	---	---	---	\$2,210	\$1,466
	EDDIE-S-4116-	41"W x 41"D x 16"H	---	---	---	---	\$2,120	\$1,439
	EDDIE-S-4120-	41"W x 41"D x 20"H	---	---	---	---	\$2,131	\$1,449
	EDDIE-S-4123-	41"W x 41"D x 23"H	---	---	---	---	\$2,220	\$1,538
	EDDIE-S-4129-	41"W x 41"D x 29"H	---	---	---	---	\$2,237	\$1,556
	EDDIE-S-4134-	41"W x 41"D x 34"H	---	---	---	---	\$2,252	\$1,570
	EDDIE-S-4140-	41"W x 41"D x 40"H	---	---	---	---	\$2,273	\$1,591
	EDDIE-S-4716-	47"W x 47"D x 16"H	---	---	---	---	\$2,192	\$1,575
	EDDIE-S-4720-	47"W x 47"D x 20"H	---	---	---	---	\$2,285	\$1,667
	EDDIE-S-4723-	47"W x 47"D x 23"H	---	---	---	---	\$2,292	\$1,674
	EDDIE-S-4729-	47"W x 47"D x 29"H	---	---	---	---	\$2,310	\$1,692
	EDDIE-S-4734-	47"W x 47"D x 34"H	---	---	---	---	\$2,324	\$1,706
	EDDIE-S-4740-	47"W x 47"D x 40"H	---	---	---	---	\$2,345	\$1,727

Create Eddie

- Select a base model
- Select resin or laminate
- Select laminate manufacturer & color (only for laminate tops)
- Select edge band (only for laminate tops)
- Select metal finish

Examples:

EDDIE-S-3534 - T T - W H - B K

Eddie, 35"W x 35"D x 34"H, translucent top, white metal finish, black power sphere

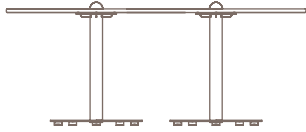
EDDIE-S-3534 - L T - W H - W H

Eddie, 35"W x 35"D x 34"H, laminate top, white edge band, white metal finish

Codes to Create Eddie

TOP - RESIN	EDGE BAND (LAMINATE ONLY)	POWER SPHERE
TT Translucent	WH White	(with black receptacles)
TOP - LAMINATE	BN Bone	BK Black
LT Laminate Top	GR Gray	
	GP Graphite	
METAL*	BK Black	
PW Pewter		
WH White		
BK Black		

*Please refer to the website for additional metal finishes.

Model Number								
	Base Model	Dimensions	Top	Edge Band (Laminate Only)	Metal Finish	Power	Price Resin Top	Price Laminate Top
 <p>EDDIE - rectangle</p> <p>Keep it simple and clean with the standard resin top or select your own laminate top and PVC edging to create a one-of-a-kind look. Two power spheres included.</p>	EDDIE-R-472316	47"W x 23"D x 16"H	---	---	---	---	\$2,462	\$2,127
	EDDIE-R-472320	47"W x 23"D x 20"H	---	---	---	---	\$2,482	\$2,148
	EDDIE-R-472323	47"W x 23"D x 23"H	---	---	---	---	\$2,504	\$2,169
	EDDIE-R-472329	47"W x 23"D x 29"H	---	---	---	---	\$2,504	\$2,169
	EDDIE-R-472929	47"W x 29"D x 29"H	---	---	---	---	\$2,504	\$2,223
	EDDIE-R-592916	59"W x 29"D x 16"H	---	---	---	---	\$4,010	\$2,298
	EDDIE-R-592920	59"W x 29"D x 20"H	---	---	---	---	\$4,032	\$2,318
	EDDIE-R-592923	59"W x 29"D x 23"H	---	---	---	---	\$4,054	\$2,340
	EDDIE-R-592929	59"W x 29"D x 29"H	---	---	---	---	\$4,054	\$2,340
	EDDIE-R-593516	59"W x 35"D x 16"H	---	---	---	---	\$4,059	\$2,386
	EDDIE-R-593520	59"W x 35"D x 20"H	---	---	---	---	\$4,081	\$2,407
	EDDIE-R-593523	59"W x 35"D x 23"H	---	---	---	---	\$4,101	\$2,428
	EDDIE-R-593529	59"W x 35"D x 29"H	---	---	---	---	\$4,293	\$2,620
	EDDIE-R-593534	59"W x 35"D x 34"H	---	---	---	---	\$4,322	\$2,648
	EDDIE-R-593540	59"W x 35"D x 40"H	---	---	---	---	\$4,364	\$2,691
	EDDIE-R-834716	83"W x 47"D x 16"H	---	---	---	---	\$4,309	\$2,851
	EDDIE-R-834720	83"W x 47"D x 20"H	---	---	---	---	\$4,493	\$3,036
	EDDIE-R-834723	83"W x 47"D x 23"H	---	---	---	---	\$4,507	\$3,050
	EDDIE-R-834729	83"W x 47"D x 29"H	---	---	---	---	\$4,543	\$3,085
	EDDIE-R-834734	83"W x 47"D x 34"H	---	---	---	---	\$4,571	\$3,114
EDDIE-R-834740	83"W x 47"D x 40"H	---	---	---	---	\$4,613	\$3,156	

Create Eddie

- Select a base model
- Select resin or laminate
- Select laminate manufacturer & color (only for laminate tops)
- Select edge band (only for laminate tops)
- Select metal finish

Examples:

EDDIE-R-593520 - TT - WH

Eddie, 59"W x 35"D x 20"H, translucent top, white metal finish


EDDIE-R-593520 - LT - WH - WH

Eddie, 59"W x 35"D x 20"H, laminate top, white edge band, white metal finish

Codes to Create Eddie

TOP - RESIN	EDGE BAND (LAMINATE ONLY)	POWER
TT Translucent	WH White	SPHERE (with black receptacles)
TOP - LAMINATE	BN Bone	BK Black
LT Laminate Top	GR Gray	
	GP Graphite	
METAL*	BK Black	
PW Pewter		
WH White		
BK Black		

*Please refer to the website for additional metal finishes.

Model Number				
	Base Model	Dimensions	Metal Finish	Price
 <p>FLIP</p> <p>Easy does it here. Pick a standard metal. The translucent resin shelf comes standard with every Flip.</p>	FLIP	16"W x 11"D x 20"H	— —	\$415

Create Flip

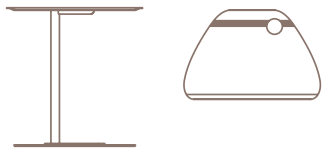
- Select a base model
- Select metal finish

Example:
 FLIP – W H
 Flip, white metal finish

Codes to Create Flip

METAL*
 PW Pewter
 WH White
 BK Black

*Please refer to the website for additional metal finishes.

Model Number				
	Base Model	Dimensions	Metal Finish	Price
 <p>LILY</p> <p>Pick a standard metal color, and that's it. Easy breezy.</p>	LILY	24"W x 15.75"D x 24.5"H	---	\$612

Create Lily

- Select a base model
- Select metal finish

Examples:

LILY - W H

Lily, white metal finish

Codes to Create Lily

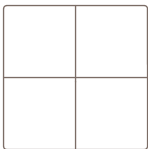
METAL*

PW Pewter

WH White

BK Black

*Please refer to the website for additional metal finishes.

Model Number							
	Base Model	Dimensions	Metal Finish	Power	Fabric	Price without Power	Price with Power
 <p>MANNY -square</p> <p>Options, options! Pick your shape and size, select fabric and finish for the metal legs and base, then choose power or unplugged, and Manny can be anything you want him to be.</p> <p>Available with and without power. ONE AXIL-Z OR POWER SPHERE UNIT INCLUDED WITH POWER OPTION - default position is right hand seated side.</p> <p>Please note Manny overstitch thread color is gray.</p> <p>Yardage Requirements: MAN-19 2 yards MAN-32 5 yards MAN-44 6 yards</p> <p>Please note fabric yardage requirements are based on 54" wide plain fabric. Please contact customer service for fabrics with repeats or different widths to determine yardage requirements.</p>	MAN-19	19"W x 19"D x 19"H	— —		COM GR1 GR2 GR3 GR4 GR5 GR6	\$953 \$1,055 \$1,123 \$1,157 \$1,225 \$1,293 \$1,395	
	MAN-32	32"W x 32"D x 19"H	— —	EL	COM GR1 GR2 GR3 GR4 GR5 GR6	\$1,231 \$1,486 \$1,656 \$1,742 \$1,911 \$2,081 \$2,336	\$1,565 \$1,820 \$1,990 \$2,076 \$2,245 \$2,415 \$2,670
	MAN-44	44"W x 44"D x 19"H	— —	EL	COM GR1 GR2 GR3 GR4 GR5 GR6	\$1,477 \$1,783 \$1,987 \$2,088 \$2,292 \$2,497 \$2,803	\$1,811 \$2,117 \$2,322 \$2,424 \$2,627 \$2,831 \$3,137

Create Manny

- Select a base model
- Select metal finish
- Select AXIL Z or Power Sphere (if selecting power option)
- Select fabric grade or COM

Example:

MAN-44 – P W – G R 2

Manny square 44"W x 44"D x 18"H, pewter metal finish, grade 2 fabric


MAN-44 – P W – E L Z – W H – COM

Manny square 44"W x 44"D x 18"H, pewter metal finish, AXIL Z power unit, white, COM fabric

Codes to Create Manny

METAL*		FABRIC	
PW	Pewter	COM	Customer Supplied
WH	White	GR1	Grade 1
BK	Black	GR2	Grade 2
		GR3	Grade 3
		GR4	Grade 4
POWER UNIT		GR5	Grade 5
ELZ-WH	AXIL Z White	GR6	Grade 6
ELZ-BK	AXIL Z Black		
ELS-BK	Sphere Black		

*Please refer to the website for additional metal finishes.

Model Number							
	Base Model	Dimensions	Metal Finish	Power	Fabric	Price without Power	Price with Power
 <p>MANNY - round</p> <p>Yardage Requirements: MAN-19R 2 yards MAN-27R 3 yards MAN-45R 5 yards MAN-62R 7 yards</p> <p>Please note Manny overstitch thread color is gray.</p> <p>Available with and without power. ONE AXIL-Z OR POWER SPHERE UNIT INCLUDED WITH POWER OPTION - default position is right hand seated side.</p> <p>Please note fabric yardage requirements are based on 54" wide plain fabric. Please contact customer service for fabrics with repeats or different widths to determine yardage requirements.</p>	MAN-19R	19" DIA x 19"H	— —		COM GR1 GR2 GR3 GR4 GR5 GR6	\$1,027 \$1,122 \$1,190 \$1,224 \$1,292 \$1,360 \$1,463	
	MAN-27R	27" DIA x 19"H	— —	EL	COM GR1 GR2 GR3 GR4 GR5 GR6	\$1,208 \$1,352 \$1,453 \$1,504 \$1,606 \$1,708 \$1,861	\$1,542 \$1,686 \$1,787 \$1,838 \$1,940 \$2,042 \$2,195
	MAN-45R	45" DIA x 19"H	— —	EL	COM GR1 GR2 GR3 GR4 GR5 GR6	\$1,441 \$1,679 \$1,849 \$1,934 \$2,104 \$2,274 \$2,529	\$1,776 \$2,014 \$2,183 \$2,269 \$2,439 \$2,608 \$2,864
	MAN-62R	62" DIA X 19"H	— —	EL	COM GR1 GR2 GR3 GR4 GR5 GR6	\$2,298 \$2,630 \$2,869 \$2,988 \$3,225 \$3,464 \$3,821	\$2,632 \$2,965 \$3,203 \$3,322 \$3,560 \$3,798 \$4,155

Create Manny


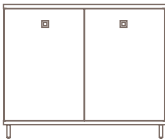
- Select a base model
- Select metal finish
- Select AXIL Z or Power Sphere (if selecting power option)
- Select fabric grade or COM

Example:
 MAN-62R - P W - G R 2
 Manny round 62"dia x 19"H, pewter metal finish, grade 2 fabric
 MAN-62R - P W - E L Z - W H - COM
 Manny round 62"dia x 19"H, pewter metal finish, AXIL Z power unit, white, COM fabric

Codes to Create Manny

METAL*		FABRIC	
PW	Pewter	COM	Customer Supplied
WH	White	GR1	Grade 1
BK	Black	GR2	Grade 2
		GR3	Grade 3
		GR4	Grade 4
		GR5	Grade 5
		GR6	Grade 6
POWER UNIT			
ELZ-WH	AXIL Z White		
ELZ-BK	AXIL Z Black		
ELS-BK	Sphere Black		

*Please refer to the website for additional metal finishes.

Model Number					
	Base Model	Dimensions	Laminate Color	Metal Finish	Price
 	OSCAR-2	24"W X 24"D X 39.9"H	— —	MATTE NICKEL	\$2,273
	OSCAR-4	48"W X 24"D X 39.9"H	— —	MATTE NICKEL	\$3,320

OSCAR

Select the laminate color the size of your recycling job with the two or four bin unit. Matte nickel steel legs and drawer pulls come standard on every Oscar.

Oscar-2 includes two 23 gallon Slim Jims

Oscar-4 includes four 23 gallon Slim Jims

Create Oscar

- Select a base model
- Select laminate color



Example:
OSCAR-4 – W H
Oscar 4 bin unit, white laminate

Codes to Create Oscar

LAMINATE COLOR

- WH White
- BN Bone
- GP Graphite
- BK Black

Model Number

	Base Model	Dimensions	Top	Edge Band (Laminate Only)	Metal Finish	Price Resin Top	Price Laminate Top
 <p>PETE - circle</p> <p>Keep it simple and clean with the standard resin top and painted metal, flush-mounted fasteners along with the metal base of your choice. Or select your own laminate top and PVC edging to create a one-of-a-kind look.</p>	PETE-C-1716-	17" DIA x 16"H	---	---	---	\$981	\$854
	PETE-C-2316-	23" DIA x 16"H	---	---	---	\$1,181	\$1,050
	PETE-C-2320-	23" DIA x 20"H	---	---	---	\$1,181	\$1,050
	PETE-C-2323-	23" DIA x 23"H	---	---	---	\$1,188	\$1,057
	PETE-C-2916-	29" DIA x 16"H	---	---	---	\$1,655	\$1,150
	PETE-C-2920-	29" DIA x 20"H	---	---	---	\$1,655	\$1,150
	PETE-C-2923-	29" DIA x 23"H	---	---	---	\$1,663	\$1,156
	PETE-C-2929-	29" DIA x 29"H	---	---	---	\$1,663	\$1,156
	PETE-C-2934-	29" DIA x 34"H	---	---	---	\$1,749	\$1,243
	PETE-C-3516-	35" DIA x 16"H	---	---	---	\$2,054	\$1,264
	PETE-C-3520-	35" DIA x 20"H	---	---	---	\$2,054	\$1,264
	PETE-C-3523-	35" DIA x 23"H	---	---	---	\$2,062	\$1,271
	PETE-C-3529-	35" DIA x 29"H	---	---	---	\$2,129	\$1,339
	PETE-C-3534-	35" DIA x 34"H	---	---	---	\$2,148	\$1,358
	PETE-C-3540-	35" DIA x 40"H	---	---	---	\$2,167	\$1,377
	PETE-C-4116-	41" DIA x 16"H	---	---	---	\$2,120	\$1,398
	PETE-C-4120-	41" DIA x 20"H	---	---	---	\$2,120	\$1,398
	PETE-C-4123-	41" DIA x 23"H	---	---	---	\$2,195	\$1,473
	PETE-C-4129-	41" DIA x 29"H	---	---	---	\$2,195	\$1,473
	PETE-C-4134-	41" DIA x 34"H	---	---	---	\$2,214	\$1,492
	PETE-C-4140-	41" DIA x 40"H	---	---	---	\$2,233	\$1,511
	PETE-C-4716-	47" DIA x 16"H	---	---	---	\$2,196	\$1,545
	PETE-C-4720-	47" DIA x 20"H	---	---	---	\$2,252	\$1,601
	PETE-C-4723-	47" DIA x 23"H	---	---	---	\$2,271	\$1,620
	PETE-C-4729-	47" DIA x 29"H	---	---	---	\$2,271	\$1,620
	PETE-C-4734-	47" DIA x 34"H	---	---	---	\$2,290	\$1,638
	PETE-C-4740-	47" DIA x 40"H	---	---	---	\$2,309	\$1,657
	 <p>PETE - square</p>	PETE-S-1716	17"W x 17"D x 16"H	---	---	---	\$981
PETE-S-2316		23"W x 23"D x 16"H	---	---	---	\$1,181	\$1,055
PETE-S-2320		23"W x 23"D x 20"H	---	---	---	\$1,181	\$1,055
PETE-S-2323		23"W x 23"D x 23"H	---	---	---	\$1,188	\$1,063
PETE-S-2916		29"W x 29"D x 16"H	---	---	---	\$1,655	\$1,154
PETE-S-2920		29"W x 29"D x 20"H	---	---	---	\$1,655	\$1,154
PETE-S-2923		29"W x 29"D x 23"H	---	---	---	\$1,663	\$1,162
PETE-S-2929		29"W x 29"D x 29"H	---	---	---	\$1,663	\$1,162
PETE-S-2934		29"W x 29"D x 34"H	---	---	---	\$1,749	\$1,248

Create Pete

- Select a base model
- Select resin or laminate
- Select laminate manufacturer & color (only for laminate tops)
- Select edge band (only for laminate tops)
- Select metal finish

Examples:

PETE-C-3516 - TT - WH

Pete circle table, 35"dia x 16"H, translucent top, white metal finish


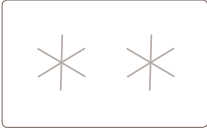
PETE-C-3516 - LT - WH - WH

Pete circle table, 35"dia x 16"H, laminate top, white edge band, white metal finish

Codes to Create Pete

TOP - RESIN	EDGE BAND (LAMINATE ONLY)	METAL*
TT Translucent	WH White	PW Pewter
TOP - LAMINATE	BN Bone	WH White
LT Laminate Top	GR Gray	BK Black
	GP Graphite	
	BK Black	

*Please refer to the website for additional metal finishes.

Model Number							
	Base Model	Dimensions	Top	Edge Band Color (Laminate Only)	Metal Finish	Price Resin Top	Price Laminate Top
 <p>PETE - square continued</p>	PETE-S-3516	35"W x 35"D x 16"H	---	---	---	\$2,054	\$1,268
	PETE-S-3520	35"W x 35"D x 20"H	---	---	---	\$2,054	\$1,268
	PETE-S-3523	35"W x 35"D x 23"H	---	---	---	\$2,062	\$1,276
	PETE-S-3529	35"W x 35"D x 29"H	---	---	---	\$2,129	\$1,343
	PETE-S-3534	35"W x 35"D x 34"H	---	---	---	\$2,148	\$1,361
	PETE-S-3540	35"W x 35"D x 40"H	---	---	---	\$2,167	\$1,380
	PETE-S-4116	41"W x 41"D x 16"H	---	---	---	\$2,120	\$1,400
	PETE-S-4120	41"W x 41"D x 20"H	---	---	---	\$2,176	\$1,400
	PETE-S-4123	41"W x 41"D x 23"H	---	---	---	\$2,195	\$1,475
	PETE-S-4129	41"W x 41"D x 29"H	---	---	---	\$2,195	\$1,475
	PETE-S-4134	41"W x 41"D x 34"H	---	---	---	\$2,214	\$1,494
	PETE-S-4140	41"W x 41"D x 40"H	---	---	---	\$2,233	\$1,512
	PETE-S-4716	47"W x 47"D x 16"H	---	---	---	\$2,217	\$1,544
	PETE-S-4720	47"W x 47"D x 20"H	---	---	---	\$2,273	\$1,600
	PETE-S-4723	47"W x 47"D x 23"H	---	---	---	\$2,291	\$1,619
	PETE-S-4729	47"W x 47"D x 29"H	---	---	---	\$2,291	\$1,619
	PETE-S-4734	47"W x 47"D x 34"H	---	---	---	\$2,310	\$1,637
PETE-S-4740	47"W x 47"D x 40"H	---	---	---	\$2,291	\$1,656	
 <p>PETE - rectangle</p>	PETE-R-472316	47"W x 23"D x 16"H	---	---	---	\$2,362	\$2,008
	PETE-R-472320	47"W x 23"D x 20"H	---	---	---	\$2,362	\$2,008
	PETE-R-472323	47"W x 23"D x 23"H	---	---	---	\$2,376	\$2,024
	PETE-R-472329	47"W x 23"D x 29"H	---	---	---	\$2,376	\$2,024
	PETE-R-472929	47"W x 29"D x 29"H	---	---	---	\$2,548	\$2,080
	PETE-R-592916	59"W x 29"D x 16"H	---	---	---	\$3,997	\$2,188
	PETE-R-592920	59"W x 29"D x 20"H	---	---	---	\$3,997	\$2,188
	PETE-R-592923	59"W x 29"D x 23"H	---	---	---	\$4,012	\$2,203
	PETE-R-592929	59"W x 29"D x 29"H	---	---	---	\$4,012	\$2,203
	PETE-R-593516	59"W x 35"D x 16"H	---	---	---	\$4,048	\$2,281
	PETE-R-593520	59"W x 35"D x 20"H	---	---	---	\$4,048	\$2,281
	PETE-R-593523	59"W x 35"D x 23"H	---	---	---	\$4,062	\$2,296
	PETE-R-593529	59"W x 35"D x 29"H	---	---	---	\$4,197	\$2,431
	PETE-R-593534	59"W x 35"D x 34"H	---	---	---	\$4,235	\$2,469
	PETE-R-593540	59"W x 35"D x 40"H	---	---	---	\$4,272	\$2,506
	PETE-R-834716	83"W x 47"D x 16"H	---	---	---	\$4,311	\$2,773
	PETE-R-834720	83"W x 47"D x 20"H	---	---	---	\$4,424	\$2,885
PETE-R-834723	83"W x 47"D x 23"H	---	---	---	\$4,461	\$2,923	
PETE-R-834729	83"W x 47"D x 29"H	---	---	---	\$4,461	\$2,923	
PETE-R-834734	83"W x 47"D x 34"H	---	---	---	\$4,498	\$2,960	
PETE-R-834740	83"W x 47"D x 40"H	---	---	---	\$4,536	\$2,998	

Create Pete

- Select a base model
- Select resin or laminate
- Select laminate manufacturer & color (only for laminate tops)
- Select edge band (only for laminate tops)
- Select metal finish

Examples:

PETE-S-1716 - TT - WH

Pete square table, 17"dia x 16"H, translucent top, white metal finish

PETE-R-472323 - LT - WH - WH

Pete rectangle table, 47"W x 23"D x 23"H, laminate top, white edge band, white metal finish

Codes to Create Pete

TOP - RESIN

TT Translucent

EDGE BAND (LAMINATE ONLY)

WH White

BN Bone

GR Gray

GP Graphite

BK Black

METAL*

PW Pewter


WH White

BK Black

TOP - LAMINATE

LT Laminate Top

*Please refer to the website for additional metal finishes.

Model Number						
	Base Model	Dimensions	Wood Finish	Metal Finish	Fabric	Price
 <p>SLY</p> <p>Choose ash or maple veneers and a white, pewter, or black metal sled base. For extra comfort, specify the upholstered version with a thick foam cushion.</p> <p>Yardage Requirements: SLY-UPH 2 yards</p> <p>Fabric - Approved Vinyl or Maharam Ledger Only.</p> <p>Please note fabric yardage requirements are based on 54" wide fabric.</p>	SLY-ASH	Wood Seat Height: 32.37" Depth: 20" Width: 18" Seat Height: 17.5"	---	---		\$763
	SLY-MAPLE	Wood Seat Height: 32.37" Depth: 20" Width: 18" Seat Height: 17.5"	---	---		\$708
	SLY-UPH	Upholstered Seat Height: 32.37" Depth: 20" Width: 18" Seat Height: 19"		---	COM GR0 GR1 GR2 GR3 GR4 GR5 GR6	\$787 \$845 \$878 \$942 \$975 \$1,039 \$1,104 \$1,169

Create Sly

- Select a base model
- Select wood specie and finish
- Select metal finish

or

- Select a base model
- Select metal finish
- Select fabric grade or COM

Example:

SLY-ASH - A - CL - PW

Sly wood seat, ash, coal finish, pewter metal finish

Codes to Create Sly

ASH FINISHES

WA Washed
MB Mambu
NM Nutmeg
CL Coal
RD Red

MAPLE

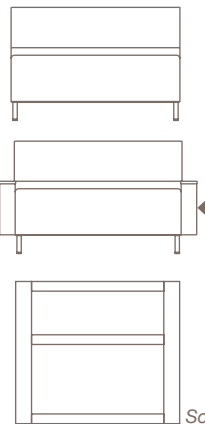
FINISHES
NA Natural
MB Mambu
NM Nutmeg

METAL

PW Pewter
WH White
BK Black

FABRIC

COM Customer Supplied
GR1 Grade 1
GR2 Grade 2
GR3 Grade 3
GR4 Grade 4
GR5 Grade 5
GR6 Grade 6

Model Number						
	Base Model	Wood Specie	Wood Finish	Metal Finish	Fabric	Price
 <p>Sofia-Arm Sofia shown with two Arms - priced & sold individually from Sofia</p> <p>Sofia-Privacy Panel</p> <p>SOFIA</p> <p>Choose a length, pick your fabric & finish, & tell us if you want power or not. You can also specify accessories & privacy panels with a fabric tackboard or magnetic whiteboard.</p> <p>SOFIA-4826 = 48w x 25.5d x 32.75h SOFIA-7226 = 72w x 25.5d x 32.75h SOFIA-ARM = 4.5w X 22d X 16h SOFIA-PS-48 = 48w x 1.25d x 44h SOFIA-PS-72 = 72w x 1.25d x 44h (49.5h when attached to Sofia)</p> <p>Yardage Requirements: SOFIA-4826 6 yards SOFIA-7226 6 yards* SOFIA-ARM 1 yard SOFIA-PS-48-F 1 yard SOFIA-PS-72-F 2 yards* *fabric must be railroadable</p> <p>Please note fabric yardage requirements are based on 54" wide plain fabric. Please contact customer service for fabrics with repeats or different widths to determine yardage requirements.</p>	SOFIA-4826			---	COM GR1 GR2 GR3 GR4 GR5 GR6	\$1,870 \$2,155 \$2,359 \$2,461 \$2,666 \$2,870 \$3,176
	SOFIA-7226			---	COM GR1 GR2 GR3 GR4 GR5 GR6	\$2,438 \$2,723 \$2,927 \$3,029 \$3,233 \$3,437 \$3,743
	SOFIA-ARM (no power) Specify left or right from seated position	---	---		COM GR1 GR2 GR3 GR4 GR5 GR6	\$392 \$487 \$554 \$589 \$656 \$725 \$827
	SOFIA-ARM-EL (power included) One AXL-Z power unit included. Standard position in front of arm. Specify arm to be left or right from seated position.	---	---		COM GR1 GR2 GR3 GR4 GR5 GR6	\$726 \$821 \$890 \$923 \$991 \$1,060 \$1,161
	SOFIA-PS-48-F (tackable fabric panel)	---	---		COM GR1 GR2 GR3 GR4 GR5 GR6	\$784 \$847 \$893 \$915 \$961 \$1,006 \$1,074
	SOFIA-PS-48-W (magnetic whiteboard)	---	---			\$902

Create Sofia

- Select a base model
- Select wood specie
- Select wood finish
- Select metal finish
- Select power color (tech arm)
- Select fabric grade or COM

Example:

SOFIA-4826 - A - N M - P W - G R 1

Sofia - ash, nutmeg finish, pewter metal finish, fabric grade 1

Codes to Create Sofia

WOOD SPECIE

A Ash
M Maple

METAL*

PW Pewter
WH White
BK Black

POWER UNIT COLOR

ELZ-WH White
ELZ-BK Black

ASH FINISHES

WA Washed
MB Mambu
NM Nutmeg
CL Coal
RD Red


MAPLE FINISHES

NA Natural
MB Mambu
NM Nutmeg

FABRIC

COM Customer Supplied
GR1 Grade 1
GR2 Grade 2
GR3 Grade 3
GR4 Grade 4
GR5 Grade 5
GR6 Grade 6

*Please refer to the website for additional metal finishes.

Model Number							
		Wood Specie	Wood Finish	Metal Finish	Power	Fabric	Price
 <p><i>Sofia-Privacy Panel</i></p> <p>SOFIA</p> <p>SOFIA-PS-48 = 48w x 1.25d x 44h SOFIA-PS-72 = 72w x 1.25d x 44h (49.5h when attached to Sofia)</p> <p>Yardage Requirements: SOFIA-PS-48-F 1 yard SOFIA-PS-72-F 2 yards* *fabric must be railroadable</p> <p>Please note fabric yardage requirements are based on 54" wide plain fabric. Please contact customer service for fabrics with repeats or different widths to determine yardage requirements.</p>	SOFIA-PS-72-F (tackable fabric panel)	—	---	---		COM GR1 GR2 GR3 GR4 GR5 GR6	\$865 \$967 \$1,040 \$1,077 \$1,150 \$1,223 \$1,333
	SOFIA-PS-72-W (magnetic whiteboard)	—	---	---			\$1,183

Create Sofia


- Select a base model
- Select wood specie
- Select wood finish
- Select metal finish
- Select power color (tech arm)
- Select fabric grade or COM

Example:
 SOFIA-4826 - A - N M - P W - G R 1
 Sofia - ash, nutmeg finish, pewter metal finish, fabric grade 1

Codes to Create Sofia

WOOD SPECIE	ASH FINISHES	FABRIC
A Ash	WA Washed	COM Customer Supplied
M Maple	MB Mambu	GR1 Grade 1
	NM Nutmeg	GR2 Grade 2
METAL*	CL Coal	GR3 Grade 3
PW Pewter	RD Red	GR4 Grade 4
WH White		GR5 Grade 5
BK Black	MAPLE FINISHES	GR6 Grade 6
	NA Natural	
	MB Mambu	
	NM Nutmeg	

*Please refer to the website for additional metal finishes.

Model Number							
	Base Model	Dimensions	Top	Edge Band Color (Laminate Only)	Metal Finish	Price Resin Top	Price Laminate Top
 <p>STU</p> <p>Simple is beautiful with Stu's standard resin top and painted metal, flush-mounted button fasteners along with a metal base. But laminate tops and PVC edging give you additional options. Take your pick!</p>	STU-3823	38.5"W x 23"D x 29"H	---	---	---	\$1,141	\$880

Create Stu

- Select a base model
- Select resin or laminate
- Select laminate manufacturer & color (only for laminate tops)
- Select edge band (only for laminate tops)
- Select metal finish

Example:


STU-3823 - TT - WH

Stu, translucent top, white metal finish

Codes to Create Stu

TOP - RESIN	EDGE BAND (LAMINATE ONLY)	METAL*
TT Translucent	WH White	PW Pewter
TOP - LAMINATE	BN Bone	WH White
LT Laminate Top	GR Gray	BK Black
	GP Graphite	
	BK Black	

*Please refer to the website for additional metal finishes.

Model Number							
	Base Model	Dimensions	Metal Finish	Power	Fabric	Price without Power	Price with Power
 <p>SYLVIE</p> <p>Pick your fabric, metal finish, and tell us if you want power or not. It's that easy.</p> <p>Yardage Requirements: SYLVIE 4 yards</p> <p>Please note fabric yardage requirements are based on 54" wide plain fabric. Please contact customer service for fabrics with repeats or different widths to determine yardage requirements.</p> <p>When including power, specify left side, right side, left front or right front from the seated position.</p>	SYLVIE-2828	28"W x 28"D x 32"H	— —	EL	COM	\$1,949	\$2,283
					GR1	\$2,108	\$2,442
					GR2	\$2,222	\$2,556
					GR3	\$2,279	\$2,613
					GR4	\$2,394	\$2,728
					GR5	\$2,507	\$2,841
					GR6	\$2,679	\$3,013

Create Sylvie

- Select a base model
- Select metal finish
- Select fabric grade or COM

Example:

SYLVIE – P W – E L Z - W H – C O M

Sylvie - pewter metal finish, AXIL Z power unit, white, COM

Codes to Create Sylvie

METAL*

PW Pewter
WH White
BK Black


POWER UNIT COLOR

ELZ-WH White
ELZ-BK Black

FABRIC

COM Customer Supplied
GR1 Grade 1
GR2 Grade 2
GR3 Grade 3
GR4 Grade 4
GR5 Grade 5
GR6 Grade 6

*Please refer to the website for additional metal finishes.

Model Number				
	Base Model	Dimensions	Metal Finish	Price
 <p>WALLY</p> <p>Select your base metal for the tower and the number of units you need. Thanks to Wally's modular, scalable approach, there's no limit on the number of towers you can put together.</p>	WALLY-2	24"W x 16"D x 42.5"H	---	\$380
	WALLY-5	24"W x 16"D x 96.25"H	---	\$410

Create Wally

- Select a base model
- Select metal finish

Example:
WALLY-5 – W H Wally five (5) tier, white metal finish

Codes to Create Wally

METAL*
PW Pewter
WH White
BK Black

*Please refer to the website for additional metal finishes.

Model Number					
	Base Model	Dimensions	Compatible Product	Color	Price
 <p>AXIL X Horizontal-mount clamp-on desktop power, 72" cord length Contains: 2 power & 4 USB ports</p>	AXL-X	6.75"W x 2"D	DUANE STU	— —	\$294
 <p>AXIL XI Horizontal-mount clamp-on desktop power & ipod dock, 72" cord length Contains: 2 power & 1 ipod dock</p>	AXL-XI	6.75"W x 2"D x 6"H	DUANE STU	— —	\$377
 <p>AXIL Y Vertical-mount, clamp-on desktop power, 72" cord length Contains: 2 power & 4 USB ports</p>	AXL-Y	6.75"W x 2"D x 6"H	DUANE STU	— —	\$294
 <p>AXIL Z Flat mount power/data center with water-proof outlets. 72" cord length Contains: 2 power & 4 USB ports</p>	AXL-Z	6.75"W x 2"D x 6"H	BEN CAL MANNY SOFIA SYLVIE	— —	\$294
 <p>POWER SPHERE 72" cord length, 4 power outlets. Receptacles only available in black</p>	PWR-S	3"DIA	CAL MANNY	— —	\$177

Pick your Power

- Select a base model
- Select color

Example:
AXIL-Z - W H
Axil Z , white metal finish

Power Option Codes

AXIL COLOR OPTIONS	POWER SPHERE
WH White	BK Black
BK Black	



902 EAST 4TH STREET | LUDINGTON, MI 49431 | P 877.318.7661 | F 888.334.7107 | SPARKEOLOGY.COM
Sparkeology ©2015. All rights reserved.